

WEEKLY UPDATE

BEEF & LAMB MARKETS



NI DEADWEIGHT CATTLE & SHEEP BASE QUOTES (P/KG)

Grade	19/02/2025	26/02/2025
U-3	570 - 588	570 - 598
R-3	564 - 582	564 - 592
O+3	558 - 576	558 - 586
Cows O+3	455 - 470	470 - 480
R3 Hoggets (23kg)	705	695 - 705

Base quotes are for in-spec U-3 steers and heifers and O+3 cows received from 6 of 7 major NI cattle slaughter plants.

NI AVERAGE PAID CATTLE PRICES (P/KG)

22/02/2025					Young			
	Steers	Change	Heifers	Change	Bulls	Change	Cows	Change
U-3	610.3	↑ +14.1	608.8	↑ +11.2	580.4	↑ +1.6	532.1	↑ +27.7
R-3	606.7	↑ +13.8	605.0	↑ +14.1	589.4	↑ +16.1	518.7	↑ +8.1
O+3	602.3	↑ +14.0	602.1	↑ +15.8	581.6	↑ +14.4	502.2	↑ +5.8
P+3	556.9	↑ +14.1	547.0	↑ +4.8	530.0		461.3	↑ +7.0
Average	599.7	↑ +13.8	598.1	↑ +13.8	574.8	↑ +9.4	448.7	↑ +5.9

Information supplied by LMCNI

Prices based on weekly data for period shown

Blank cells indicate no animals within the grade were reported during the period or no price comparison can be made with the previous period

REGIONAL AVERAGE R3 CATTLE PRICES (P/KG)

22/02/2025	Steers	Change	Heifers	Change	Young Bulls	Change
NI	607.7	↑ +15.8	606.0	↑ +15.0	587.4	↑ +13.1
Scotland	653.6	↑ +6.3	650	↑ +5.3	629.4	↓ -7.0
Northern England	645.2	→ 0.0	643.2	↑ +2.1	624.1	↓ -2.6
Midlands / Wales	639.5	↑ +0.6	639.3	↑ +2.6	630.5	↑ +1.1
Southern England	641.1	↑ +2.5	639.7	↑ +1.1	627.7	↓ -7.1
GB Overall	643.7	↑ +1.7	641.5	↑ +2.4	628.3	↓ -1.8
ROI (Stg equivalent)	540.8	↑ +13.0	540.4	↑ +11.0	533.2	↑ +11.9

Information supplied by LMCNI, DAERA, AHDB, DAFM

Exchange Rate: 0.8292

Prices based on weekly data for period shown.

NI AVERAGE CATTLE PRICES (P/KG)









22/02/2025							Young	
	Steers	Change	Heifers	Change	Cows	Change	Bulls	Change
U2	606.4	↑ +11.6	609.4	↑ +14.4	534.6	↑ +8.6	577.4	↓ -3.2
U3	610.8	↑ +13.6	609.8	↑ +12.5	532.1	↑ +28.8	593.8	↑ +13.3
U4	610.0	↑ +18.7	610.1	↑ +17.2	544.1	↑ +32.3	591.6	↑ +23.6
R3	607.7	↑ +15.8	606.0	↑ +15.0	524.3	↑ +13.5	587.4	↑ +13.1
R4	606.7	↑ +13.2	605.7	↑ +13.8	511.7	↑ +10.1	583.1	↑ +18.7
O3	596.1	↑ +13.7	596.0	↑ +15.7	484.2	↑ +7.6	578.4	↑ +17.3
O4	595.8	↑ +5.9	596.4	↑ +11.6	487.2	↑ +10.2		

Information supplied by LMCNI

Prices based on weekly data for period shown

Blank cells indicate no animals within the grade were reported during the period or no price comparison can be made with the previous period

NI & GB REPORTED AVERAGE SHEEP PRICES (P/KG)

Week Ending	15/02/2025	Change	22/02/2025	Change
NI D/W R3 Hogget	693.2	 +7.1	695.8	 +2.6
NI D/W Hogget	695.6	 +7.9	696.7	 +1.1
NI L/W Hogget	669.9	 +15.5	640.9	 -29.0
GB D/W Hogget	736.9	 +7.5	729.5	 -7.4

Prices based on weekly data for period shown

Blank cells indicate no prices were reported during the period or no price comparison can be made with the previous period