

# WEEKLY UPDATE

## BEEF & LAMB MARKETS



### NI DEADWEIGHT CATTLE & SHEEP BASE QUOTES (P/KG)

Grade	12/02/2025	19/02/2025
U-3	550 - 570	570 - 588
R-3	544 - 564	564 - 582
O+3	538 - 558	558 - 576
Cows O+3	440 - 455	455 - 470
R3 Hoggets (23kg)	700 - 705	705

Base quotes are for in-spec U-3 steers and heifers and O+3 cows received from 6 of 7 major NI cattle slaughter plants.

## NI AVERAGE PAID CATTLE PRICES (P/KG)

15/02/2025					Young			
	Steers	Change	Heifers	Change	Bulls	Change	Cows	Change
U-3	596.2	↑ +20.0	597.6	↑ +18.9	578.8	↑ +14.5	504.4	↓ -0.9
R-3	592.9	↑ +18.4	590.9	↑ +16.6	573.3	↑ +18.8	510.6	↑ +25.6
O+3	588.4	↑ +17.2	586.3	↑ +17.0	567.2	↑ +15.9	496.4	↑ +28.5
P+3	542.9	↑ +15.7	542.2	↑ +14.7			454.3	↑ +16.6
Average	585.8	↑ +18.6	584.3	↑ +16.2	565.3	↑ +15.9	442.8	↑ +24.6

Information supplied by LMCNI

Prices based on weekly data for period shown

Blank cells indicate no animals within the grade were reported during the period or no price comparison can be made with the previous period

## REGIONAL AVERAGE R3 CATTLE PRICES (P/KG)

15/02/2025	Young					
	Steers	Change	Heifers	Change	Bulls	Change
NI	591.9	↑ +17.0	591.0	↑ +16.0	574.3	↑ +17.2
Scotland	647.3	↑ +12.6	644.7	↑ +9.9	636.4	↑ +14.0
Northern England	645.2	↑ +12.5	641.1	↑ +14.0	626.7	↑ +13.2
Midlands / Wales	638.9	↑ +15.7	636.7	↑ +12.7	629.4	↑ +17.1
Southern England	638.6	↑ +10.3	638.6	↑ +10.3	634.8	↑ +12.4
GB Overall	642	↑ +13.0	639.1	↑ +11.9	630.1	↑ +14.4
ROI (Stg equivalent)	527.8	↑ +11.9	529.3	↑ +11.5	521.4	↑ +11.2

Information supplied by LMCNI, DAERA, AHDB, DAFM

Exchange Rate: 0.8330

Prices based on weekly data for period shown.

## NI AVERAGE CATTLE PRICES (P/KG)









15/02/2025							Young		
	Steers	Change	Heifers	Change	Cows	Change	Bulls	Change	
U2	594.8	↑ +20.4	595.0	↑ +18.5	526.0	↑ +82.0	580.6	↑ +22.7	
U3	597.2	↑ +20.1	597.3	↑ +18.4	503.3	↓ -10.2	580.5	↑ +14.7	
U4	591.3	↑ +18.7	592.9	↑ +17.8	511.8	↑ +7.1	568.0	↑ +8.2	
R3	591.9	↑ +17.0	591.0	↑ +16.0	510.7	↑ +26.2	574.3	↑ +17.2	
R4	593.6	↑ +18.7	591.9	↑ +16.8	501.6	↑ +10.0	564.4	↑ +9.6	
O3	582.3	↑ +15.9	580.3	↑ +16.3	476.6	↑ +23.7	561.1	↑ +13.9	
O4	589.9	↑ +21.8	584.8	↑ +15.5	477.0	↑ +20.6	557.0	↑ +14.1	

Information supplied by LMCNI

Prices based on weekly data for period shown

Blank cells indicate no animals within the grade were reported during the period or no price comparison can be made with the previous period

## NI & GB REPORTED AVERAGE SHEEP PRICES (P/KG)

Week Ending	08/02/2025	Change	15/02/2025	Change
NI D/W R3 Hogget	686.1	 +7.7	693.2	 +7.1
NI D/W Hogget	687.8	 +5.3	695.6	 +7.9
NI L/W Hogget	654.4	 -2.3	669.9	 +15.5
GB D/W Hogget	729.4	 +19.4	736.9	 +7.5

Prices based on weekly data for period shown

Blank cells indicate no prices were reported during the period or no price comparison can be made with the previous period