

WEEKLY UPDATE

BEEF & LAMB MARKETS

NI DEADWEIGHT CATTLE & SHEEP BASE QUOTES (P/KG)

Grade	05/02/2025	12/02/2025
U-3	550 - 560	550 - 570
R-3	544 - 554	544 - 564
O+3	538 - 548	538 - 558
Cows O+3	424 - 450	440 - 455
R3 Hoggets (23kg)	700 - 705	700 - 705

Base quotes are for in-spec U-3 steers and heifers and O+3 cows received from 6 of 7 major NI cattle slaughter plants.

NI AVERAGE PAID CATTLE PRICES (P/KG)

08/02/2025					Young			
	Steers	Change	Heifers	Change	Bulls	Change	Cows	Change
U-3	576.2	↑ +17.8	578.7	↑ +19.1	564.2	↑ +17.4	505.3	↑ +30.3
R-3	574.5	↑ +17.7	574.3	↑ +19.9	554.5	↑ +20.3	485.0	↑ +18.1
O+3	571.2	↑ +18.4	569.3	↑ +16.9	551.3	↑ +17.3	467.9	↑ +14.5
P+3	527.1	↑ +19.1	527.6	↑ +30.7	532.0	↑ +60.0	437.7	↑ +19.5
Average	567.2	↑ +17.3	568.1	↑ +19.4	549.4	↑ +19.3	418.2	↑ +14.1

Information supplied by LMCNI

Prices based on weekly data for period shown

Blank cells indicate no animals within the grade were reported during the period or no price comparison can be made with the previous period

REGIONAL AVERAGE R3 CATTLE PRICES (P/KG)

08/02/2025	Steers	Change	Heifers	Change	Young Bulls	Weekly change
NI	574.8	↑ +17.6	575.0	↑ +19.9	557.1	↑ +19.9
Scotland	634.7	↑ +14.6	634.8	↑ +14.1	622.4	↑ +16.9
Northern England	632.7	↑ +16.9	627.1	↑ +16.5	613.5	↑ +24.4
Midlands / Wales	623.2	↑ +14.6	624	↑ +15.7	612.3	↑ +19.1
Southern England	628.3	↑ +19.6	628.3	↑ +17.5	622.4	↑ +35.3
GB Overall	629.0	↑ +16.1	627.2	↑ +16.0	615.7	↑ +22.7
ROI (Stg equivalent)	515.9	↑ +9.1	517.7	↑ +8.8	510.1	↑ +8.1

Information supplied by LMCNI, DAERA, AHDB, DAFM

Exchange Rate: 0.8329

Prices based on weekly data for period shown.

NI AVERAGE CATTLE PRICES (P/KG)









08/02/2025							Young		
	Steers	Change	Heifers	Change	Cows	Change	Bulls	Change	
U2	574.4	↑ +18.6	576.5	↑ +22.8	444.0	↓ -16.0	557.9	↑ +13.4	
U3	577.0	↑ +19.1	578.9	↑ +18.2	513.5	↑ +42.1	565.8	↑ +17.1	
U4	572.6	↑ +16.4	575.1	↑ +15.8	504.7	↑ +44.4	559.8	↑ +28.1	
R3	574.8	↑ +17.6	575.0	↑ +19.9	484.5	↑ +16.4	557.1	↑ +19.9	
R4	574.8	↑ +16.1	575.1	↑ +19.7	491.6	↑ +18.2	554.8	↑ +22.1	
O3	566.4	↑ +20.4	564.0	↑ +18.6	452.9	↑ +13.9	547.1	↑ +18.1	
O4	568.0	↑ +10.8	569.3	↑ +20.2	456.5	↑ +18.9	542.9	↑ +17.0	

Information supplied by LMCNI

Prices based on weekly data for period shown

Blank cells indicate no animals within the grade were reported during the period or no price comparison can be made with the previous period

NI & GB REPORTED AVERAGE SHEEP PRICES (P/KG)

Week Ending	01/02/2025	Change	08/02/2025	Change
NI D/W R3 Hogget	678.4	 -12.6	686.1	 +7.7
NI D/W Hogget	682.5	 -9.2	687.8	 +5.3
NI L/W Hogget	656.7	 +4.7	654.4	 -2.3
GB D/W Hogget	710.0	 -21.2	729.4	 +19.4

Prices based on weekly data for period shown

Blank cells indicate no prices were reported during the period or no price comparison can be made with the previous period