

# WEEKLY UPDATE

## BEEF & LAMB MARKETS

### NI DEADWEIGHT CATTLE & SHEEP BASE QUOTES (P/KG)

<b>Grade</b>	<b>22/01/2025</b>	<b>29/01/2025</b>
U-3	520 - 528	528 - 540
R-3	514 - 522	522 - 534
O+3	508 - 504	516 - 528
Cows O+3	400 - 420	410 - 424
R3 Hoggets (23kg)	690 - 695	685 - 690

Base quotes are for in-spec U-3 steers and heifers and O+3 cows received from 5 of 7 major NI cattle slaughter plants.

## NI AVERAGE PAID CATTLE PRICES (P/KG)

25/01/2025	Young							
	Steers	Change	Heifers	Change	Bulls	Change	Cows	Change
U-3	548.0	↑ +9.7	547.7	↑ +7.1	534.5	↑ +9.5	465.9	↑ +25.2
R-3	546.7	↑ +7.5	546.6	↑ +7.1	530.5	↑ +15.7	447.6	↑ +5.5
O+3	545.1	↑ +10.2	543.6	↑ +8.3	521.6	↑ +9.1	444.3	↑ +12.2
P+3	499.9	↑ +10.1	491.1	↑ +4.7	458.0	↓ -18.5	408.5	↑ +15.6
Average	539.0	↑ +9.2	540.7	↑ +8.9	523.0	↑ +12.3	388.5	↑ +17.5

Information supplied by LMCNI

Prices based on weekly data for period shown

Blank cells indicate no animals within the grade were reported during the period or no price comparison can be made with the previous period

## REGIONAL AVERAGE R3 CATTLE PRICES (P/KG)

25/01/2025	Steers	Change	Heifers	Change	Young Bulls	Weekly change
NI	546.4	↑ +8.6	546.3	↑ +7.8	531.4	↑ +12.7
Scotland	608.7	↑ +14.9	608.6	↑ +15.0	581.3	↑ +11.5
Northern England	599.2	↑ +16.3	594.3	↑ +14.4	583.9	↑ +14.8
Midlands / Wales	591.1	↑ +14.2	591.3	↑ +16.9	577.5	↑ +10.9
Southern England	593.7	↑ +14.5	595.1	↑ +17.2	586.6	↑ +13.9
GB Overall	597.2	↑ +15.2	595.0	↑ +16.5	580.9	↑ +12.5
ROI (Stg equivalent)	503.4	↑ +12.3	506.0	↑ +13.3	499.7	↑ +14.5

Information supplied by LMCNI, DAERA, AHDB, DAFM

Exchange Rate: 0.845

Prices based on weekly data for period shown.

## NI AVERAGE CATTLE PRICES (P/KG)









25/01/2025							Young	
	Steers	Change	Heifers	Change	Cows	Change	Bulls	Change
U2	546.2	↑ +9.5	546.3	↑ +9.7	480.3		535.8	↑ +15.4
U3	548.5	↑ +10.2	548.9	↑ +8.4	465.2	↑ +3.5	532.9	↑ +3.8
U4	551.5	↑ +12.3	550.0	↑ +10.6				
R3	546.4	↑ +8.6	546.3	↑ +7.8	450.9	↑ +14.8	531.4	↑ +12.7
R4	547.0	↑ +9.6	549.4	↑ +10.7	446.5	↑ +11.4	527.2	↑ +2.9
O3	537.8	↑ +8.1	537.6	↑ +7.8	425.5	↑ +17.6	517.5	↑ +8.6
O4	547.6	↑ +16.3	547.2	↑ +16.1	425.2	↑ +13.2	527.7	↑ +12.3

Information supplied by LMCNI

Prices based on weekly data for period shown

Blank cells indicate no animals within the grade were reported during the period or no price comparison can be made with the previous period

## NI & GB REPORTED AVERAGE SHEEP PRICES (P/KG)

<b>Week Ending</b>	<b>18/01/2025</b>	<b>Change</b>	<b>25/01/2025</b>	<b>Change</b>
NI D/W R3 Hogget	713.5	 +29.4	691.0	 -22.5
NI D/W Hogget	712.1	 +26.4	691.7	 -20.4
NI L/W Hogget	688.2	 +21.7	652.0	 -36.2
GB D/W Hogget	736.0	 +12.4	731.2	 -4.8

Prices based on weekly data for period shown

Blank cells indicate no prices were reported during the period or no price comparison can be made with the previous period