

WEEKLY UPDATE

BEEF & LAMB MARKETS

NI DEADWEIGHT CATTLE & SHEEP BASE QUOTES (P/KG)

Grade	15/01/2025	22/01/2025
U-3	516 - 522	520 - 528
R-3	510 - 516	514 - 522
O+3	504 - 510	508 - 516
Cows O+3	400 - 420	400 - 420
R3 Hoggets (23kg)	710 - 735	690 - 695

Base quotes are for in-spec U-3 steers and heifers and O+3 cows received from 5 of 7 major NI cattle slaughter plants.

NI AVERAGE PAID CATTLE PRICES (P/KG)

18/01/2025	Young							
	Steers	Change	Heifers	Change	Bulls	Change	Cows	Change
U-3	538.2	↑ +5.4	540.6	↑ +7.4	525.0	↑ +8.9	440.7	↓ -19.4
R-3	539.2	↑ +5.4	539.4	↑ +6.4	514.8	↑ +5.4	442.1	↑ +16.6
O+3	534.9	↑ +5.2	535.3	↑ +4.7	512.5	↑ +6.7	432.1	↑ +19.2
P+3	489.8	↑ +2.0	486.4	↑ +12.5	476.5	↑ +4.5	392.9	↑ +12.7
Average	529.8	↑ +5.5	531.8	↑ +5.1	510.7	↑ +6.8	371.0	↑ +10.0

Information supplied by LMCNI

Prices based on weekly data for period shown

Blank cells indicate no animals within the grade were reported during the period or no price comparison can be made with the previous period

REGIONAL AVERAGE R3 CATTLE PRICES (P/KG)

18/01/2025							Young		
	Steers		Change	Heifers		Change	Bulls		Change
NI	537.8	↑	+5.1	538.5	↑	+6.5	518.7	↑	+6.4
Scotland	593.8	↑	+16.7	593.6	↑	+18.3	569.8	↑	+16.8
Northern England	582.9	↑	+13.1	579.9	↑	+11.0	569.1	↑	+12.7
Midlands / Wales	576.9	↑	+11.9	574.4	↑	+10.3	566.6	↑	+17.4
Southern England	579.2	↑	+14.9	577.9	↑	+13.2	572.7	↑	+8.3
GB Overall	582.0	↑	+13.9	578.5	↑	+11.7	568.4	↑	+15.3
ROI (Stg equivalent)	491.0	↑	+11.5	492.7	↑	+11.3	485.2	↑	+9.5

Information supplied by LMCNI, DAERA, AHDB, DAFM

Exchange Rate: 0.8429

Prices based on weekly data for period shown.

NI AVERAGE CATTLE PRICES (P/KG)









18/01/2025							Young	
	Steers	Change	Heifers	Change	Cows	Change	Bulls	Change
U2	536.7	↑ +5.9	536.6	↑ +4.2	430.0		520.3	↑ +6.8
U3	538.3	↑ +5.1	540.4	↑ +6.0	461.8	↑ +1.7	529.0	↑ +10.0
U4	539.2	↑ +6.3	539.4	↑ +5.8	426.0		538.0	
R3	537.8	↑ +5.1	538.5	↑ +6.4	436.0	↑ +4.2	518.7	↑ +6.4
R4	537.4	↑ +4.0	538.7	↑ +4.1	435.0	↑ +13.1	524.3	↑ +21.6
O3	529.7	↑ +5.5	529.8	↑ +4.4	407.9	↑ +6.3	508.9	↑ +5.9
O4	531.3	↑ +4.1	531.2	↑ +4.0	411.9	↑ +8.8	515.4	↑ +5.9

Information supplied by LMCNI

Prices based on weekly data for period shown

Blank cells indicate no animals within the grade were reported during the period or no price comparison can be made with the previous period

NI & GB REPORTED AVERAGE SHEEP PRICES (P/KG)

Week Ending	11/01/2025	Change	18/01/2025	Change
NI D/W R3 Hogget	684.1	 +4.9	713.5	 +29.4
NI D/W Hogget	685.6	 +12.1	712.1	 +26.4
NI L/W Hogget	666.5	 +25.1	688.2	 +21.7
GB D/W Hogget	723.6	 +15.5	736.0	 +12.4

Prices based on weekly data for period shown

Blank cells indicate no prices were reported during the period or no price comparison can be made with the previous period