

WEEKLY UPDATE

BEEF & LAMB MARKETS

NI DEADWEIGHT CATTLE & SHEEP BASE QUOTES (P/KG)

Grade	08/01/2025	15/01/2025
U-3	506 - 516	516 - 522
R-3	500 - 510	510 - 516
O+3	494 - 504	504 - 510
Cows O+3	395 - 400	400 - 420
R3 Hoggets (23kg)	690 - 700	710 - 735

Base quotes are for in-spec U-3 steers and heifers and O+3 cows received from 6 of 7 major NI cattle slaughter plants.

NI AVERAGE PAID CATTLE PRICES (P/KG)

11/01/2025	Young								
	Steers	Change	Heifers	Change	Bulls	Change	Cows	Change	
U-3	532.8	↑ +6.4	533.2	↑ +4.8	516.1	↑ +11.9	460.1	↑ +50.1	
R-3	533.8	↑ +6.8	533.0	↑ +8.8	509.5	↑ +2.0	425.5	↑ +15.3	
O+3	529.7	↑ +4.8	530.6	↑ +8.7	505.8	↑ +2.5	412.9	↑ +10.3	
P+3	487.7	↑ +9.1	473.9	↑ +0.7	472.0	↑ +14.7	380.2	↑ +8.1	
Average	524.4	↑ +6.1	526.7	↑ +6.2	503.9	↑ +6.1	361.0	↑ +11.2	

Information supplied by LMCNI

Prices based on weekly data for period shown

Blank cells indicate no animals within the grade were reported during the period or no price comparison can be made with the previous period

REGIONAL AVERAGE R3 CATTLE PRICES (P/KG)

11/01/2025							Young		
	Steers		Change	Heifers		Change	Bulls		Change
NI	532.7	↑	+5.9	532.0	↑	+7.2	512.3	↑	+3.1
Scotland	577.1	↑	+7.1	575.3	↑	+9.0	553.0	↓	-4.7
Northern England	569.8	↑	+1.7	568.9	↑	+3.5	556.4	↑	+10.1
Midlands / Wales	565.0	↑	+6.4	564.1	↑	+5.7	549.2	↓	-1.7
Southern England	564.3	↑	+5.1	564.7	↑	+6.4	564.4	↑	+6.2
GB Overall	568.1	↑	+4.6	566.8	↑	+5.9	553.1	↑	+1.9
ROI (Stg equivalent)	479.5	↑	+6.9	481.5	↑	+7.2	475.7	↑	+6.1

Information supplied by LMCNI, DAERA, AHDB, DAFM

Exchange Rate: 0.8338

Prices based on weekly data for period shown.

NI AVERAGE CATTLE PRICES (P/KG)








11/01/2025									Young	
	Steers	Change	Heifers	Change	Cows	Change			Bulls	Change
U2	530.8	↑ +5.7	532.4	↑ +6.6	483.8				513.5	↑ +6.3
U3	533.2	↑ +6.5	534.4	↑ +5.1	460.1	↑ +44.6			519.0	↑ +14.8
U4	532.8	↑ +5.5	533.6	↑ +6.1						
R3	532.7	↑ +5.9	532.0	↑ +7.1	431.8	↑ +24.7			512.3	↑ +3.1
R4	533.4	↑ +6.2	534.6	↑ +7.0	421.9	↑ +6.1			502.7	↑ +2.0
O3	524.2	↑ +6.2	525.4	↑ +9.2	401.6	↑ +16.6			503.0	↑ +7.1
O4	527.2	↑ +9.9	527.2	↑ +2.7	403.1	↑ +15.0			509.5	↑ +25.6

Information supplied by LMCNI

Prices based on weekly data for period shown

Blank cells indicate no animals within the grade were reported during the period or no price comparison can be made with the previous period

NI & GB REPORTED AVERAGE SHEEP PRICES (P/KG)

Week Ending	04/01/2025	Change	11/01/2025	Change
NI D/W R3 Hogget	679.2	 +7.0	684.1	 +4.9
NI D/W Hogget	673.5	 -1.0	685.6	 +12.1
NI L/W Hogget	675.2		666.5	 -8.7
GB D/W Hogget	708.1	 +17.5	723.6	 +15.5

Prices based on weekly data for period shown

Blank cells indicate no prices were reported during the period or no price comparison can be made with the previous period