

WEEKLY UPDATE

BEEF & LAMB MARKETS

NI DEADWEIGHT CATTLE & SHEEP BASE QUOTES (P/KG)

Grade	01/01/2025	08/01/2025
U-3	494 - 510p	506 - 516p
R-3	488 - 504p	500 - 510p
O+3	482 - 498p	494 - 504p
Cows O+3	385 - 400p	395 - 400p
R3 Lambs up to 23kg	680p	690 - 700p

Base quotes are for in-spec U-3 steers and heifers and O+3 cows received from 6 of 7 major NI cattle slaughter plants.

NI AVERAGE PAID CATTLE PRICES (P/KG)

04/01/2025	Young							
	Steers	Change	Heifers	Change	Bulls	Change	Cows	Change
U-3	526.4	↑ +0.2	528.3	↑ +1.3	504.3	↑ +2.8	410.0	→ 0.0
R-3	527.0	↑ +2.9	524.2	↓ -0.8	507.5	↑ +9.5	410.1	↑ +0.6
O+3	525.0	→ -0.0	521.9	↓ -2.0	503.3	↑ +5.6	402.6	↓ -2.3
P+3	478.6	↓ -3.0	473.2	↑ +3.5	457.4	↓ -20.7	372.1	↑ +4.1
Average	518.3	↑ +0.6	520.5	↓ -0.4	497.8	↑ +0.4	349.8	↑ +1.2

Information supplied by LMCNI

Prices based on weekly data for period shown

Blank cells indicate no animals within the grade were reported during the period or no price comparison can be made with the previous period

REGIONAL AVERAGE R3 CATTLE PRICES (P/KG)

04/01/2025					Young	
	Steers	Change	Heifers	Change	Bulls	Change
NI	526.8	↑ +3.0	524.9	↑ +0.4	509.2	↑ +4.5
Scotland	570.0	↑ +0.9	566.3	↓ -1.7	557.7	↑ +11.6
Northern England	568.1	↑ +4.2	565.4	↑ +5.7	546.3	↑ +1.7
Midlands / Wales	558.6	↑ +2.2	558.4	↑ +4.5	550.9	↑ +14.5
Southern England	559.2	↓ -1.4	558.3	↑ +2.5	558.2	↑ +3.2
GB Overall	563.5	↑ +1.6	560.9	↑ +3.3	551.2	↑ +10.7
ROI (Stg equivalent)	472.6	↑ +1.7	474.2	↓ -1.7	469.6	↑ +2.2

Information supplied by LMCNI, DAERA, AHDB, DAFM

Exchange Rate: 0.8299

Prices based on weekly data for period shown.

NI AVERAGE CATTLE PRICES (P/KG)






04/01/2025							Young		
	Steers	Change	Heifers	Change	Cows	Change	Bulls	Change	
U2	525.1	↑ +2.3	525.8	↑ +0.8			507.2	↓ -4.0	
U3	526.7	↓ -0.7	529.3	↑ +1.5	415.5		504.3	↓ -1.7	
U4	527.3	↑ +15.3	527.5	↑ +3.3	495.8	↑ +93.3	508.0		
R3	526.8	↑ +3.0	524.9	↑ +0.4	407.1	↓ -16.1	509.2	↑ +4.5	
R4	527.2	↑ +2.2	527.6	↑ +0.9	415.8	↑ +26.0	500.7	↓ -5.1	
O3	518.0	↓ -2.3	516.2	↓ -1.7	385.0	↓ -9.0	495.9	↑ +0.5	
O4	517.3	↓ -9.8	524.5	↓ -4.1	388.1	↓ -0.6	483.9		

Information supplied by LMCNI

Prices based on weekly data for period shown

Blank cells indicate no animals within the grade were reported during the period or no price comparison can be made with the previous period

NI & GB REPORTED AVERAGE SHEEP PRICES (P/KG)

Week Ending	28/12/2024	Change	04/01/2025	Change
NI D/W R3 Hogget	672.2	 +5.0	675.2	 +3.0
NI D/W Hogget	674.5	 +5.1		
NI L/W Hogget				
GB D/W Hogget	690.6	 +0.6	708.1	 +17.5

Prices based on weekly data for period shown

Blank cells indicate no prices were reported during the period or no price comparison can be made with the previous period