

# WEEKLY UPDATE

## BEEF & LAMB MARKETS



### NI DEADWEIGHT CATTLE & SHEEP BASE QUOTES (P/KG)

Grade	05/03/2025	12/03/2025
U-3	570 - 604	600 - 604
R-3	564 - 598	594 - 598
O+3	558 - 592	588 - 592
Cows O+3	480 - 500	480 - 510
R3 Hoggets (23kg)	695 - 705	690 - 695

Base quotes are for in-spec U-3 steers and heifers and O+3 cows received from 5 of 7 major NI cattle slaughter plants.

## NI AVERAGE PAID CATTLE PRICES (P/KG)

08/03/2025					Young				
	Steers	Change	Heifers	Change	Bulls	Change	Cows	Change	
U-3	625.0	↑ +8.7	626.3	↑ +9.3	614.1	↑ +18.0	545.8	↓ -9.2	
R-3	621.7	↑ +9.5	621.6	↑ +10.3	606.6	↑ +9.1	531.8	↑ +9.7	
O+3	617.9	↑ +8.3	616.5	↑ +8.0	602.5	↑ +16.4	514.0	→ -0.0	
P+3	571.5	↑ +8.5	560.8	↑ +1.1	565.8	↑ +5.9	478.0	↑ +7.4	
Average	615.6	↑ +8.5	615.0	↑ +9.2	596.2	↑ +9.9	461.2	↑ +7.9	

Information supplied by LMCNI

Prices based on weekly data for period shown

Blank cells indicate no animals within the grade were reported during the period or no price comparison can be made with the previous period

## REGIONAL AVERAGE R3 CATTLE PRICES (P/KG)

08/03/2025					Young	
	Steers	Change	Heifers	Change	Bulls	Change
NI	622.1	↑ +8.0	622.1	↑ +9.7	607.3	↑ +8.7
Scotland	671.7	↑ +11.7	669.4	↑ +11.5	659.5	↑ +13.5
Northern England	660.8	↑ +12.0	659.3	↑ +11.8	639.4	↑ +8.8
Midlands / Wales	660.2	↑ +16.9	658	↑ +13.7	645.5	↑ +14.0
Southern England	660.4	↑ +13.8	659.7	↑ +15.4	658.1	↑ +15.8
GB Overall	662.6	↑ +14.1	660	↑ +13.5	646.6	↑ +11.8
ROI (Stg equivalent)	566.9	↑ +16.4	568.6	↑ +16.8	560.0	↑ +17.0

Information supplied by LMCNI, DAERA, AHDB, DAFM

Exchange Rate: 0.8334

Prices based on weekly data for period shown.

## NI AVERAGE CATTLE PRICES (P/KG)









08/03/2025							Young	
	Steers	Change	Heifers	Change	Cows	Change	Bulls	Change
U2	625.4	↑ +7.9	623.1	↑ +5.7	624.0	↑ +121.3	612.1	↑ +9.2
U3	626.3	↑ +8.8	627.2	↑ +9.7	545.8	↑ +12.7	613.5	↑ +9.3
U4	628.1	↑ +14.1	625.2	↑ +11.2	543.3	↑ +33.3		
R3	622.1	↑ +8.0	622.1	↑ +8.0	531.1	↑ +10.2	607.3	↑ +8.7
R4	621.3	↑ +8.2	620.7	↑ +7.6	537.1	↑ +17.9	606.4	↑ +28.9
O3	612.5	↑ +8.3	611.5	↑ +7.4	501.8	↑ +8.6	596.5	↑ +13.4
O4	617.0	↑ +10.1	616.9	↑ +10.1	499.5	↑ +7.0	597.3	

Information supplied by LMCNI

Prices based on weekly data for period shown

Blank cells indicate no animals within the grade were reported during the period or no price comparison can be made with the previous period

## NI & GB REPORTED AVERAGE SHEEP PRICES (P/KG)

Week Ending	01/03/2025	Change	08/03/2025	Change
NI D/W R3 Hogget	686.6	 +2.6	668.9	 -9.1
NI D/W Hogget	690.9	 +1.1	677.9	 -5.8
NI L/W Hogget	633.9	 -29.0	627.9	 -7.0
GB D/W Hogget	738.0	 -7.4	738.9	 +8.5

Prices based on weekly data for period shown

Blank cells indicate no prices were reported during the period or no price comparison can be made with the previous period