

WEEKLY UPDATE

BEEF & LAMB MARKETS



NI DEADWEIGHT CATTLE & SHEEP BASE QUOTES (P/KG)

Grade	26/02/2025	05/03/2025
U-3	570 - 598	570 - 604
R-3	564 - 592	564 - 598
O+3	558 - 586	558 - 592
Cows O+3	470 - 480	480 - 500
R3 Hoggets (23kg)	695 - 705	695 - 705

Base quotes are for in-spec U-3 steers and heifers and O+3 cows received from 5 of 7 major NI cattle slaughter plants.

NI AVERAGE PAID CATTLE PRICES (P/KG)

01/03/2025					Young				
	Steers	Change	Heifers	Change	Bulls	Change	Cows	Change	
U-3	616.3	↑ +6.0	617.0	↑ +8.2	596.1	↑ +15.7	555.0	↑ +22.9	
R-3	612.1	↑ +5.4	611.3	↑ +6.3	597.5	↑ +8.1	522.1	↑ +3.5	
O+3	609.7	↑ +7.3	608.4	↑ +6.3	586.1	↑ +4.5	514.0	↑ +11.8	
P+3	563.1	↑ +6.1	559.7	↑ +12.7	559.9	↑ +29.9	470.6	↑ +9.3	
Average	607.2	↑ +7.5	605.8	↑ +7.7	586.3	↑ +11.5	453.3	↑ +4.5	

Information supplied by LMCNI

Prices based on weekly data for period shown

Blank cells indicate no animals within the grade were reported during the period or no price comparison can be made with the previous period

REGIONAL AVERAGE R3 CATTLE PRICES (P/KG)

01/03/2025					Young	
	Steers	Change	Heifers	Change	Bulls	Change
NI	614.1	↑ +6.4	612.4	↑ +6.4	598.6	↑ +11.3
Scotland	660.0	↑ +6.4	657.9	↑ +7.9	646	↑ +16.6
Northern England	648.8	↑ +3.6	647.5	↑ +4.3	630.6	↑ +6.5
Midlands / Wales	643.3	↑ +3.8	644.3	↑ +5.0	631.5	↑ +1.0
Southern England	646.6	↑ +5.5	644.3	↑ +4.6	642.3	↑ +14.6
GB Overall	648.5	↑ +4.8	646.5	↑ +5.0	634.8	↑ +6.5
ROI (Stg equivalent)	550.5	↑ +9.7	551.9	↑ +11.5	543.1	↑ +9.9

Information supplied by LMCNI, DAERA, AHDB, DAFM

Exchange Rate: 0.8278

Prices based on weekly data for period shown.

NI AVERAGE CATTLE PRICES (P/KG)









01/03/2025	Steers	Change	Heifers	Change	Cows	Change	Young Bulls	Change
U2	617.4	↑ +11.0	615.6	↑ +6.3	502.7	↓ -31.8	602.9	↑ +25.5
U3	617.5	↑ +6.7	618.2	↑ +8.3	533.2	↑ +1.1	604.2	↑ +10.4
U4	614.0	↑ +3.9	616.0	↑ +6.0	510.0	↓ -34.1	616.0	
R3	614.1	↑ +6.4	612.4	↑ +6.4	520.9	↓ -3.4	598.6	↑ +11.3
R4	613.1	↑ +6.4	611.6	↑ +5.9	519.2	↑ +7.5	577.5	↓ -5.6
O3	604.2	↑ +8.1	603.3	↑ +7.3	493.3	↑ +9.1	583.1	↑ +4.7
O4	606.8	↑ +11.0	605.5	↑ +9.1	492.5	↑ +5.3	593.9	

Information supplied by LMCNI

Prices based on weekly data for period shown

Blank cells indicate no animals within the grade were reported during the period or no price comparison can be made with the previous period

NI & GB REPORTED AVERAGE SHEEP PRICES (P/KG)

Week Ending	22/02/2025	Change	01/03/2025	Change
NI D/W R3 Hogget	695.8	 +2.6	686.6	 -9.1
NI D/W Hogget	696.7	 +1.1	690.9	 -5.8
NI L/W Hogget	640.9	 -29.0	633.9	 -7.0
GB D/W Hogget	729.5	 -7.4	738.0	 +8.5

Prices based on weekly data for period shown

Blank cells indicate no prices were reported during the period or no price comparison can be made with the previous period