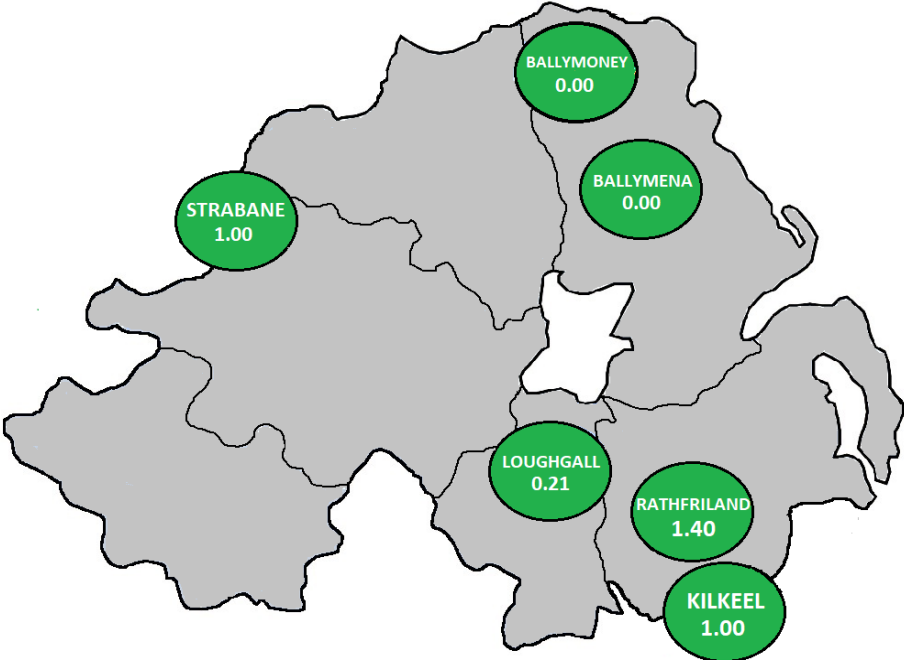


WEEK ENDING

## 21st June 2019 - Week 5

Site	Activity report	Current status:
<b>Ballymena</b>	<b>Low risk:</b> 2 <i>Drepanosipum platanoides</i> (Sycamore aphid) recorded this week.	
<b>Ballymoney</b>	<b>Low risk:</b> 1 <i>Microlophium evansi</i> (Nettle aphid) recorded in trap.	
<b>Kilkeel</b>	<b>Low risk:</b> 1 <i>Microlophium dirhodum</i> (Rose-grain aphid) recorded this week.	
<b>Loughgall</b>	<b>Low risk:</b> 1 <i>Brachycaudus helichrysi</i> (Leaf-curling plum aphid) recorded at this site.	
<b>Rathfriland</b>	<b>Low risk:</b> 2 <i>Microlophium evansi</i> (Nettle aphid), 1 <i>Drepanosipum platanoides</i> (Sycamore aphid), 1 <i>Myzus persicae</i> (Peach-potato aphid) and 1 <i>Rhopalosiphum padi</i> (Grain aphid) recorded this week.	
<b>Strabane</b>	<b>Low risk:</b> Decrease in overall aphid numbers seen when compared with last week. 6 <i>Microlophium evansi</i> (Nettle aphid) and 2 <i>Cavariella aegopodii</i> (Carrot-willow aphid) recorded in trap.	

Key	Risk Level	Description
	LOW RISK	Low virus vector activity, no action required
	MODERATE RISK	Increased vigilance and monitoring of aphid populations required
	HIGH RISK	Severe risk of PVY transmission by aphids
	NO SAMPLE	No sample received for this location













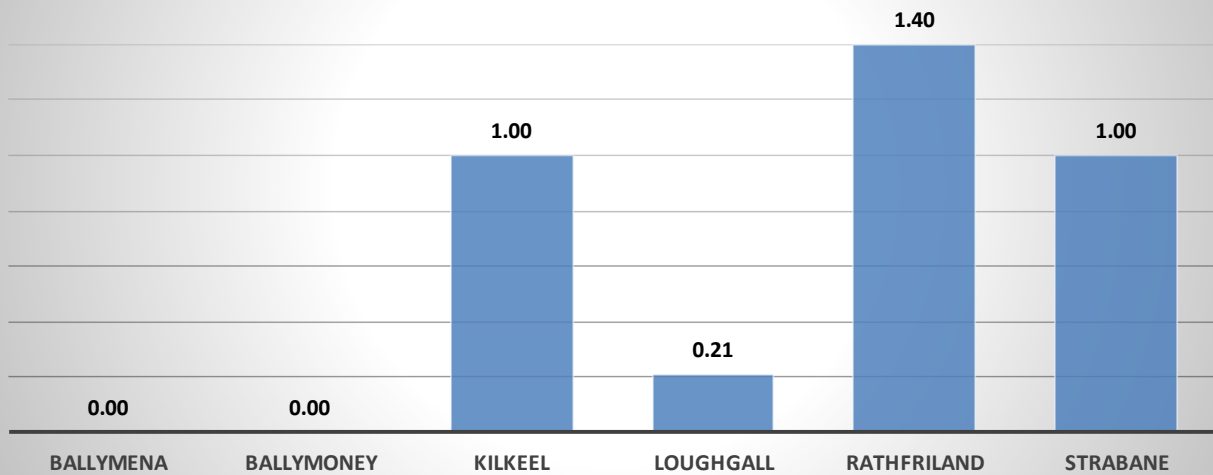
## Summary for the seven days up to and including 21/06/19

<b>Region</b>	<b>Samples</b>	<b>Mean PVY Index per Sample</b>	<b>Mean Colonising Aphids per Sample</b>	<b>Mean Aphids per Sample</b>	<b>Total Aphids Species</b>
<b>Northern Ireland</b>	<b>6</b>	<b>0.49</b>	<b>0.17</b>	<b>3.83</b>	<b>7</b>
North Scotland	9	4.34	4.33	10.56	15
Grampian	14	0.57	0.36	2.21	14
Angus & Perthshire	2	0.3	0	2	4
Borders	4	0.09	0.25	3.25	7
Northern England	14	22.85	21.64	29.5	19
Midlands	6	8.48	8	19.83	25
East Anglia	16	4.88	4.38	11.63	33
South-West	5	1.88	1.2	4.8	11
<b>TOTAL</b>	<b>76</b>	<b>43.88</b>	<b>40.33</b>	<b>87.61</b>	<b>135</b>



# Northern Ireland WEEKLY Virus Threat 2019

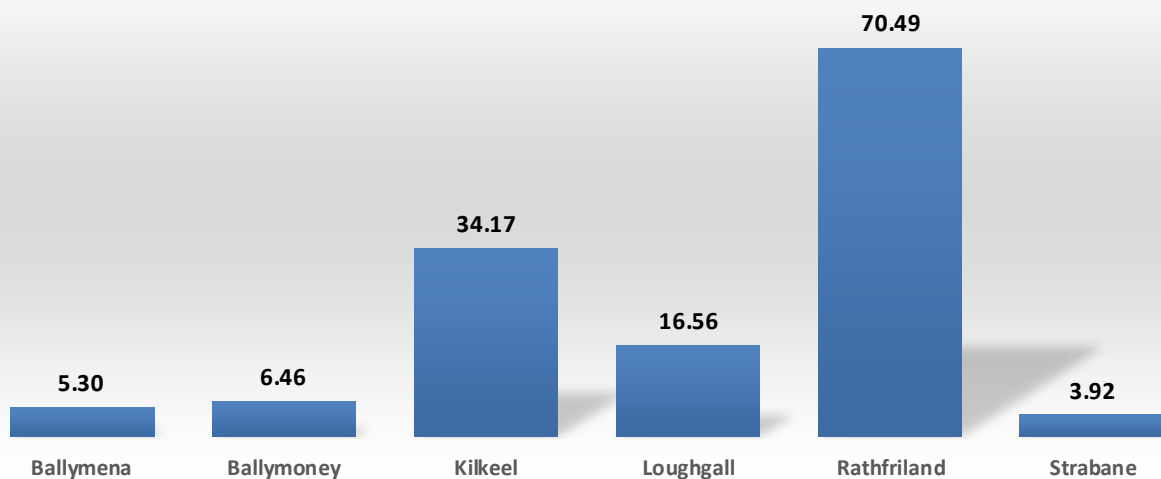
NI PVY Index 21/06/2019



Ballymena	Ballymoney	Kilkeel	Loughgall	Rathfriland	Strabane
0.00	0.00	1.00	0.21	1.40	1.00

# Northern Ireland TOTAL Virus Threat 2019

NI Cumulative PVY Index 2019



Ballymena	Ballymoney	Kilkeel	Loughgall	Rathfriland	Strabane
5.30	6.46	34.17	16.56	70.49	3.92