

# Integrated Performance Monitoring Report

December 2023

Paper Number:

SET/03/24 [Maternity]



South Eastern Health  
and Social Care Trust



Safety, Quality and Experience of Care

# MATERNITY & OBSTETRICS



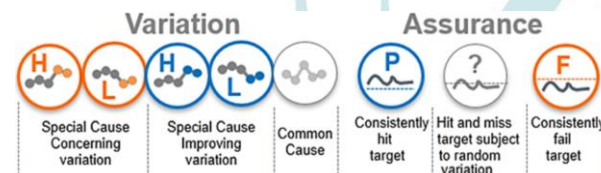
South Eastern Health  
and Social Care Trust








KPI	Latest month	Measure	Target	Variation
Number of Births	Dec 23	309	-	
% C-Sections	Dec 23	42%	30%	
# C-Sections	Dec 23	130	-	
% Elective C-Sections	Dec 23	20%	14%	
# Elective C-Sections	Dec 23	63	-	
% Emergency C-Sections	Dec 23	22%	15%	
# Emergency C-Sections	Dec 23	67	-	
% Instrumental Births	Dec 23	10%	14%	
# Instrumental Births	Dec 23	31	-	
Induction of Labour Rate	Dec 23	36%	-	
% Spontaneous Vaginal Births	Dec 23	47%	60%	



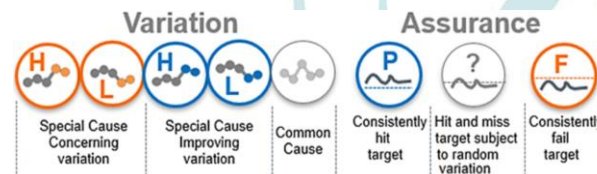
South Eastern Health  
and Social Care Trust



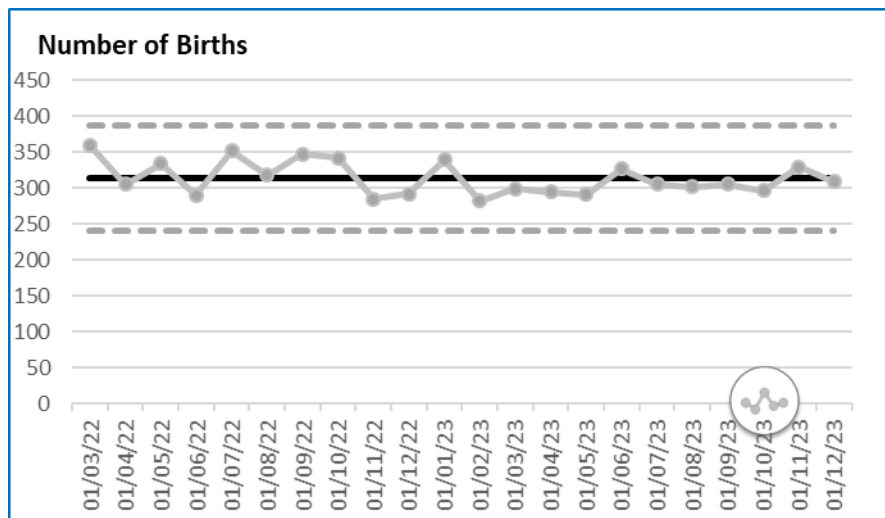
KPI	Latest month	Measure	Target	Variation
# Spontaneous Vaginal Births	Dec 23	145	-	
Still Birth Rate	Dec 23	0%	-	
Full Term Neonatal Unit (ICU) Admissions	Dec 23	7	-	
Post Partum Hemorrhage (>2000ml)	Dec 23	3%	-	
Breastfeeding Initiation Rate	Nov 23	65%	-	



South Eastern Health  
and Social Care Trust



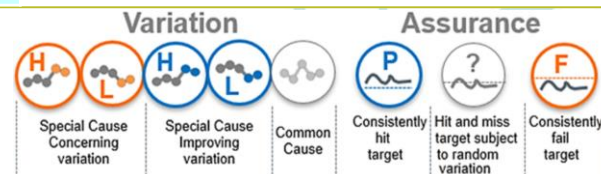
# Number of Births



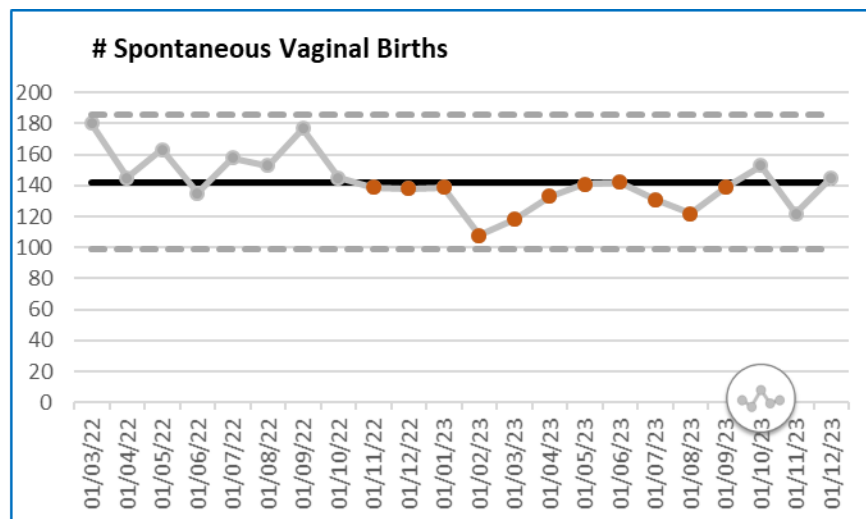
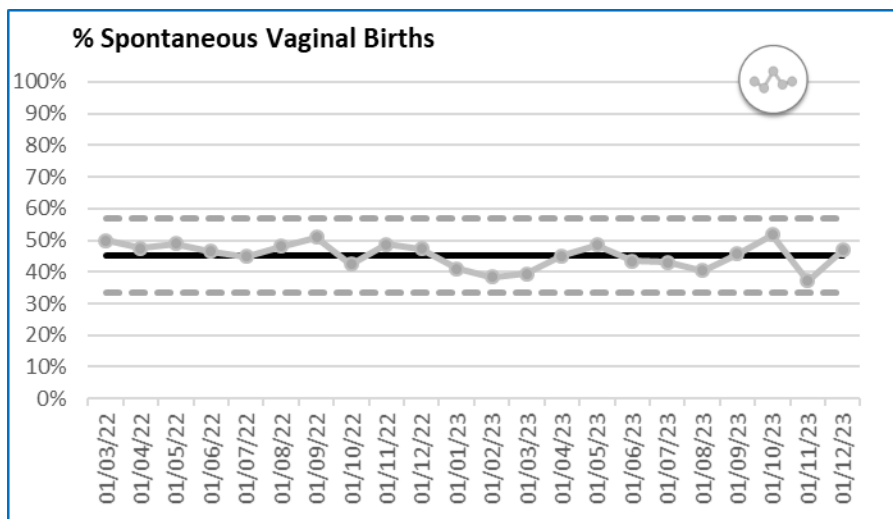
Year	Number of births	
2022	3879	In 2022 SEHSCT provided all care related to 18.8% of all births within Northern Ireland
2021	4194	No regional benchmarks or targets are set for mode of birth as quality indicators.
2020	4046	
2019	4242	
2018	4307	RCOG and NICE present evidence based rates regarding mode of birth



South Eastern Health  
and Social Care Trust



# Spontaneous Vaginal Births



Year	% NI	% SEHSCT
2022	50%	48%
2021	53%	51%
2020	54%	52%
2019	54%	54%
2018	56%	55%

**Within SEHSCT the total vaginal birth rate (% of all births) in 2022 was 48%**

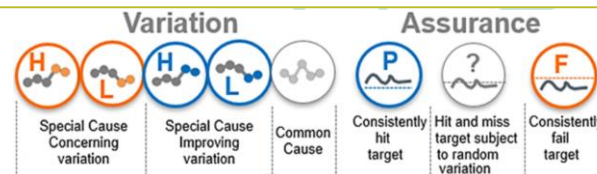
**Across Northern Ireland the total vaginal birth rate in 2022 was 50%**

**Births in HFH**

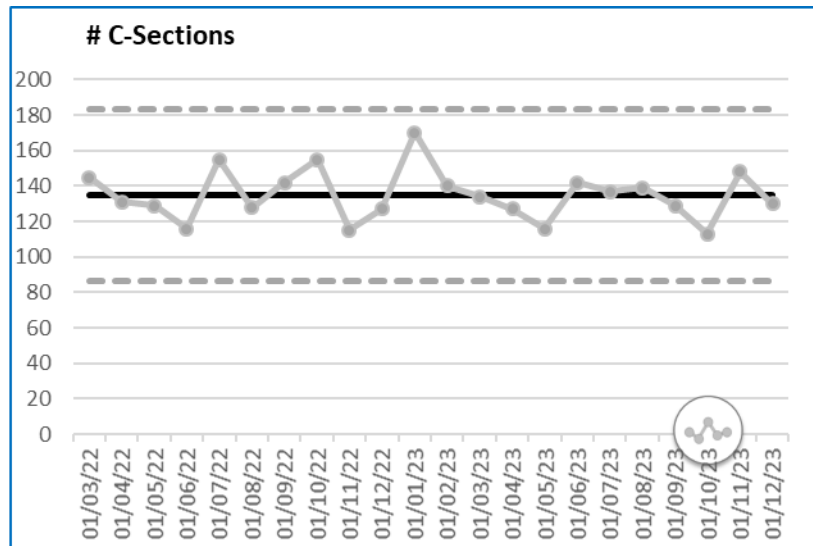
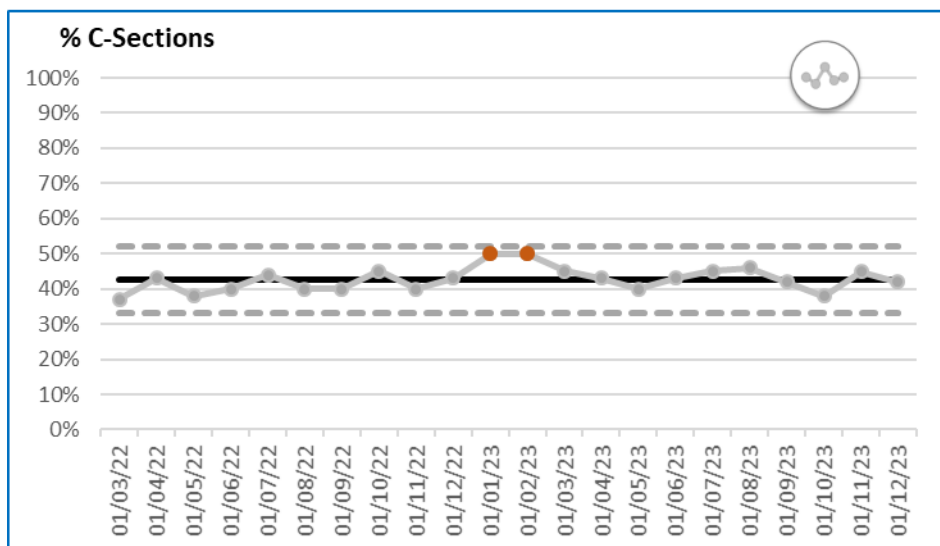
**2023 there was an average of 44 births per month  
2022 it was 68 per month (up to Nov)**



South Eastern Health  
and Social Care Trust



# C-Sections



Year	NI %	SEHSCT %
2022	38%	41%
2021	35%	37%
2019	33%	35%
2018	32%	33%
2017	31%	32%

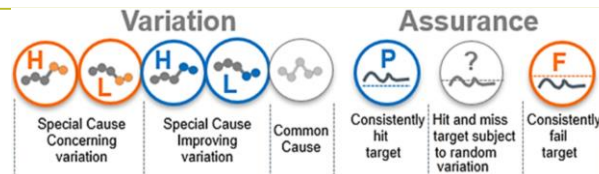
**Caesarean birth rate was removed as a quality indicator in 2022 following the Ockenden Report.**

**Within SEHSCT the total Caesarean birth rate (% of all births) in 2022 was 41%**

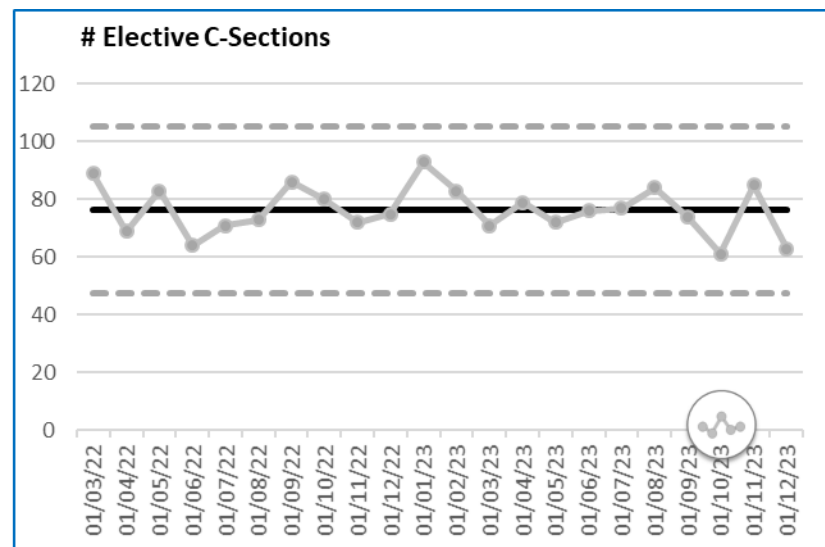
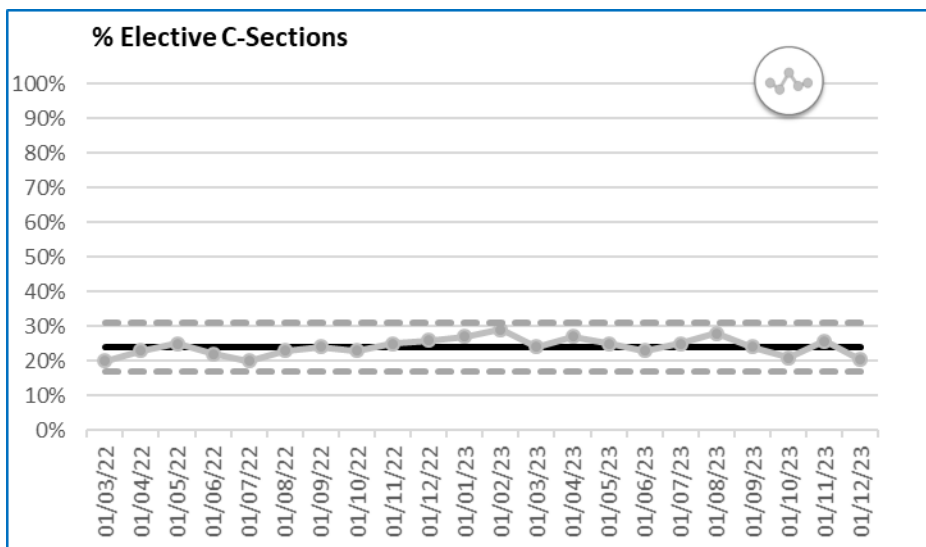
**Across Northern Ireland the total Caesarean birth rate in 2022 was 38%**



South Eastern Health  
and Social Care Trust



# Elective C-Sections



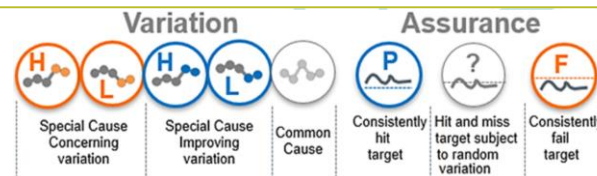
Year	% NI	% SEHSCT
2022	20%	23%
2021	19%	20%
2020	17%	18%
2019	17%	17%
2018	16%	16%

**Within SEHSCT the Elective caesarean birth rate in 2022 was 23%**

**Across Northern Ireland the total Caesarean birth rate in 2022 was 20%**



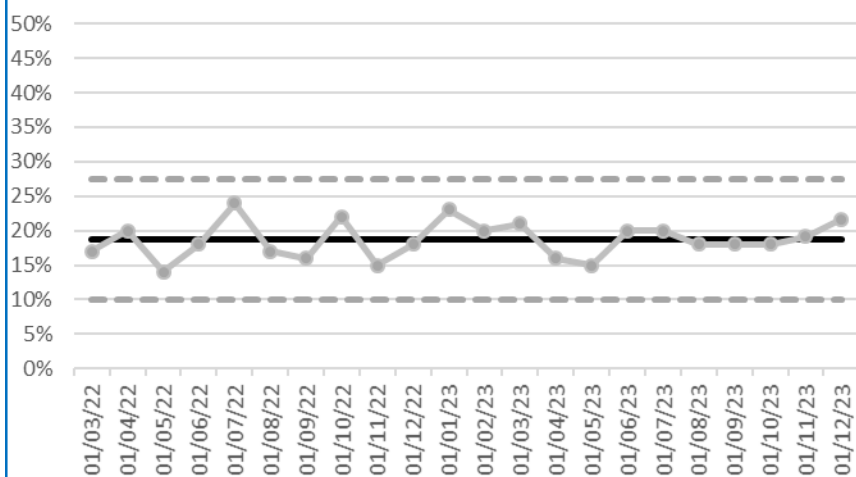
South Eastern Health and Social Care Trust



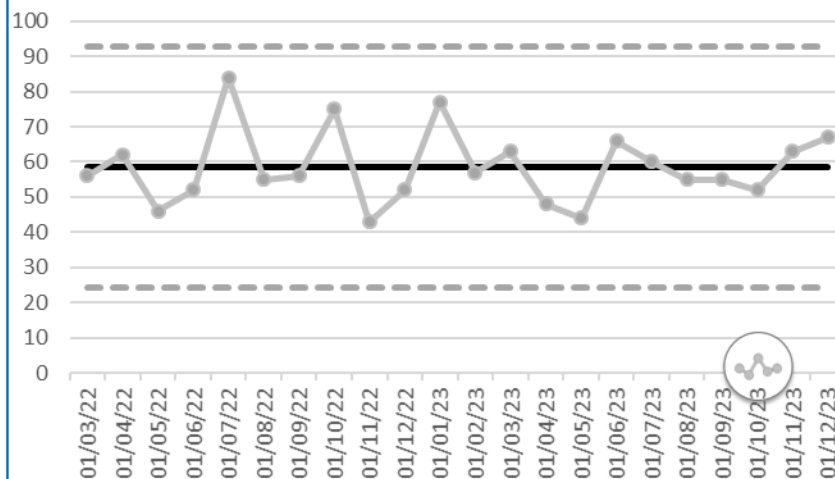


# Emergency C-Sections

% Emergency C-Sections



# Emergency C-Sections



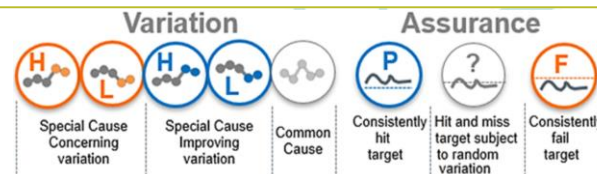
Year	NI %	SEHSCT %
2022	18%	18%
2021	17%	17%
2020	16%	18%
2019	16%	16%
2018	15%	16%

Within SEHSCT the Emergency caesarean birth rate in 2022 was 18%

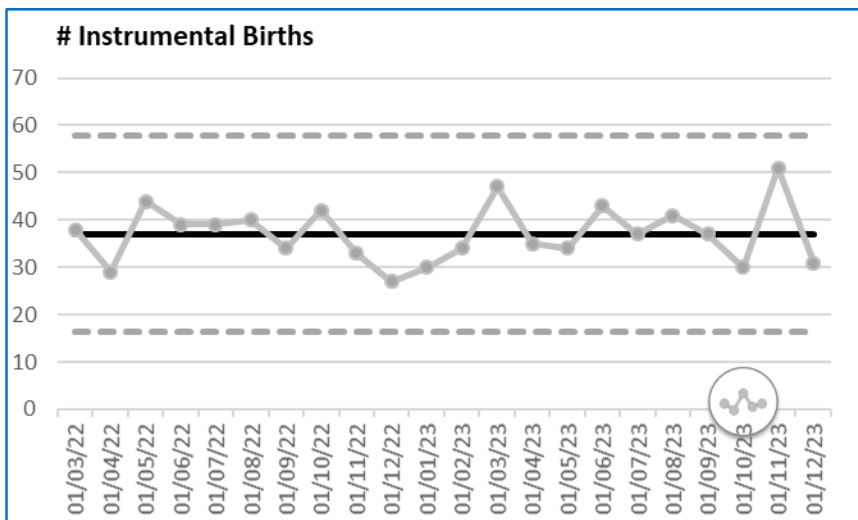
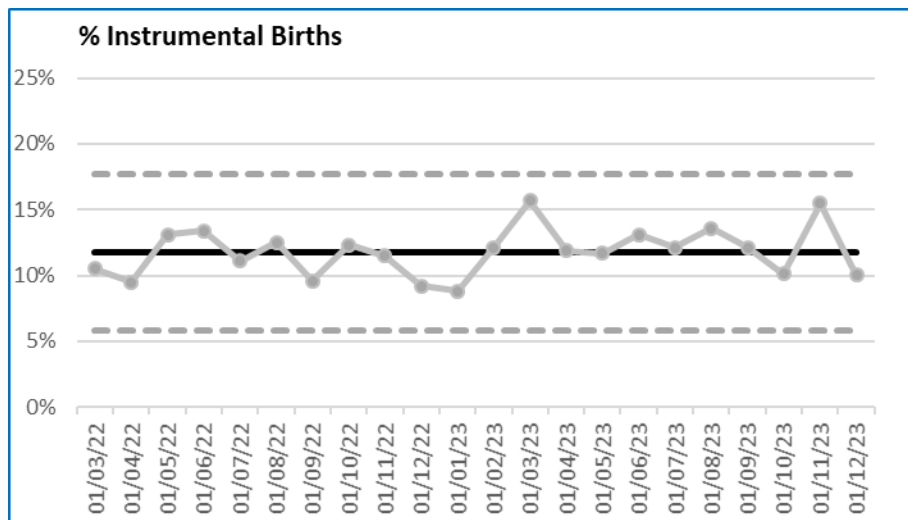
Across Northern Ireland the total Caesarean birth rate in 2022 was 18%



South Eastern Health and Social Care Trust



# Instrumental Births



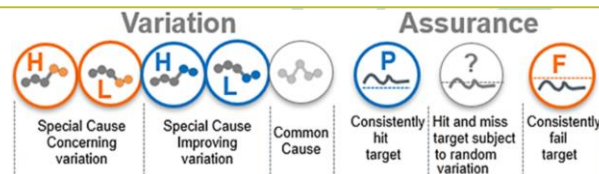
Year	NI %	SEHSCT %
2022	11%	11%
2021	11%	12%
2020	11%	11%
2019	11%	12%
2018	12%	12%

**Within SEHSCT the Assisted vaginal birth rate in 2022 was 11%**

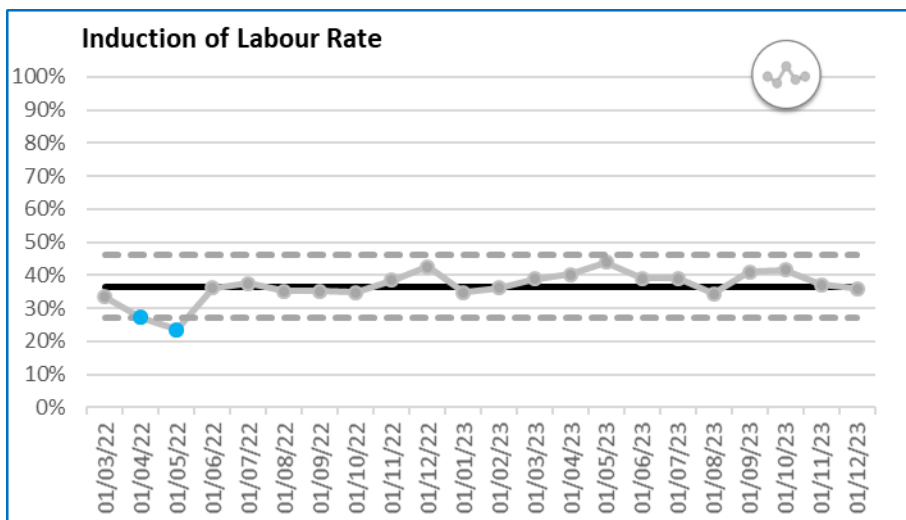
**Across Northern Ireland the total Assisted vaginal birth rate in 2022 was 11%**



South Eastern Health  
and Social Care Trust



# Induction of Labour



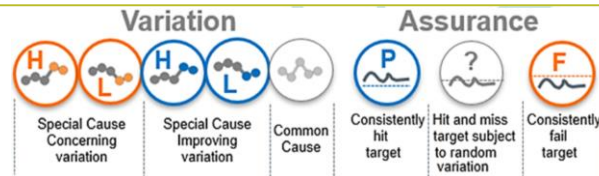
Year	NI %	SEHSCT %
2022	38%	36%
2021	37%	34%
2020	37%	36%
2019	37%	36%
2018	39%	36%

**Within SEHSCT the IOL rate in 2022 was 36%**

**Across Northern Ireland the IOL rate in 2022 was 38%**

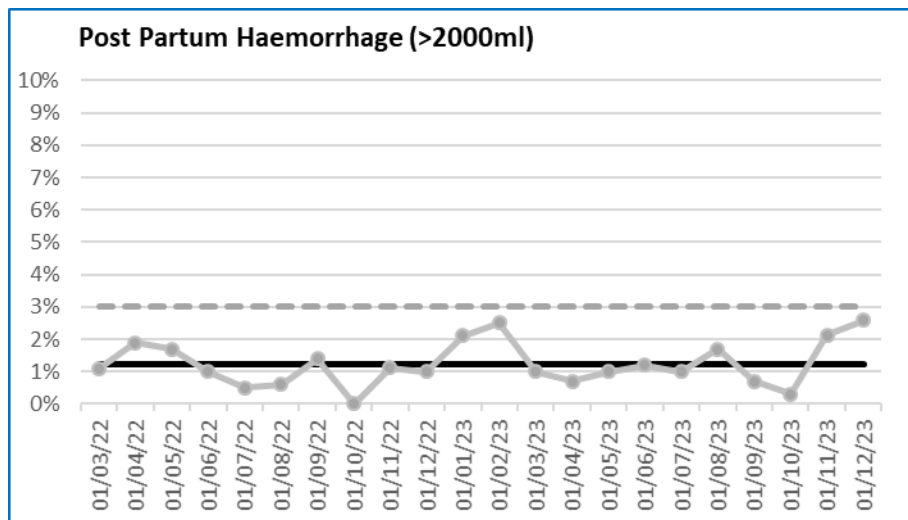


**South Eastern Health  
and Social Care Trust**



≤1500mls  
>1500mls

# Post Partum Haemorrhage



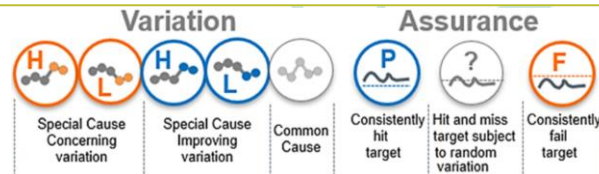
Regionally PPH data is categorised into a blood loss of ≤1500mls and >1500mls  
Over the past 5 years regionally PPHs >1500mls have been steady increasing:

2022	2021	2020	2019	2018
2.9%	2.6%	2.5%	2.1%	1.6%

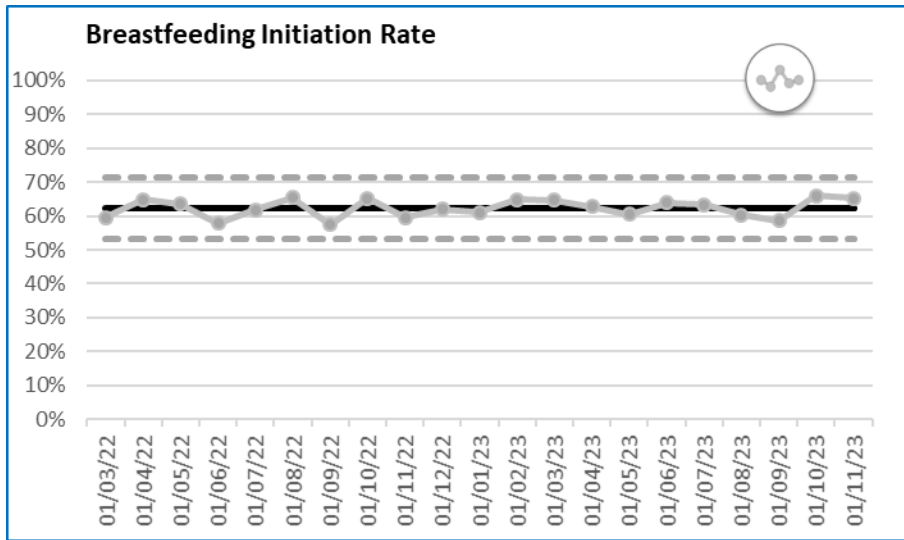
Within SEHSCT currently PPH >2000mls are reported upon within our Datix system



South Eastern Health  
and Social Care Trust



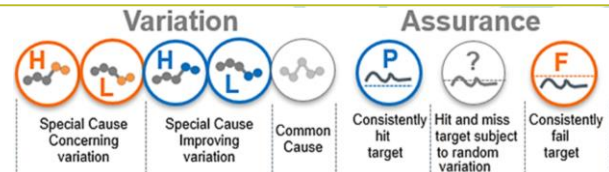
# Breast Feeding Initiation Rate



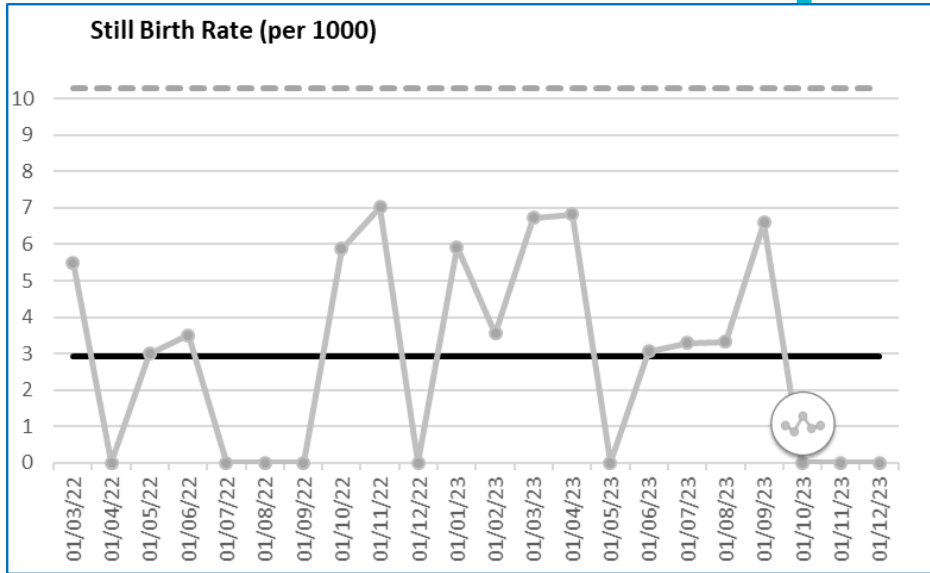
**Within the SEHSCT the breastfeeding initiation rate for the past five years has been above 60%**



South Eastern Health  
and Social Care Trust



# Still Birth Rate per Thousand



•Stillbirth rates per 1,000 total births in 2021 for the UK were 3.54 and varied between the devolved nations:

- 3.52 (England)
- 3.27 (Scotland)
- 3.88 (Wales)
- 4.09 (Northern Ireland)

•The stillbirth rate for 2022 in SEHSCT was 2.8 per 1,000 births



South Eastern Health  
and Social Care Trust

