

Northern Ireland Benefits Statistics Summary November 2024

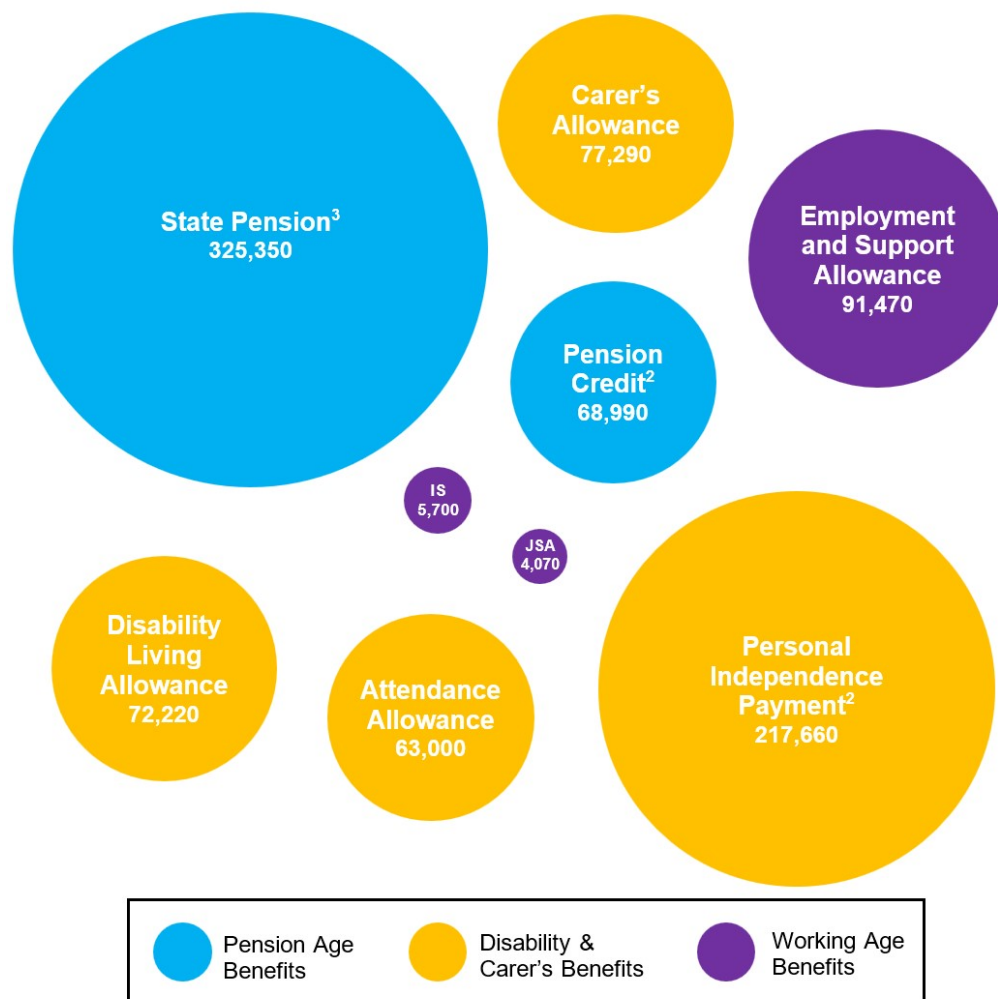
Quarterly

Coverage: Northern Ireland

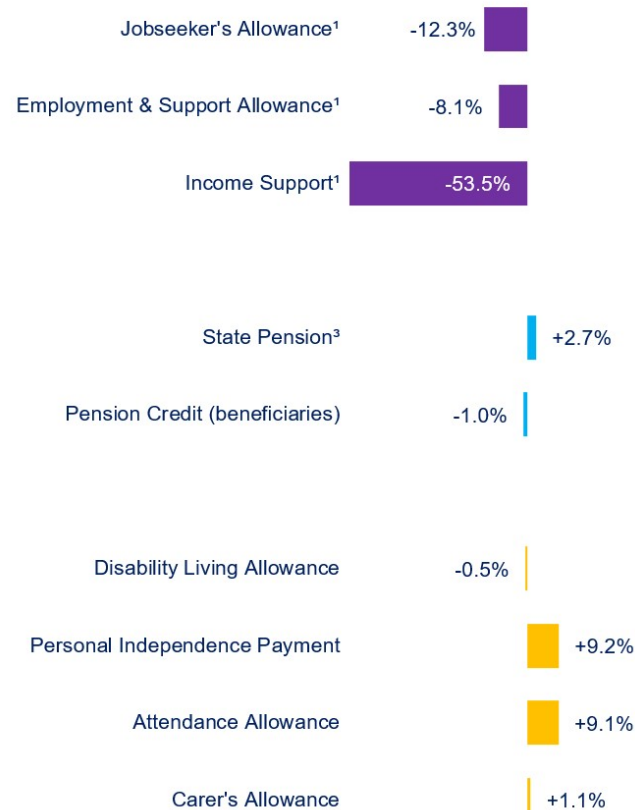
Published: 26th February 2025 by Analytics Division (Department for Communities)

The NI Benefits Statistics Summary provides an up to date and concise overview of the benefits administered by DfC. Additional benefits statistics are available [here](#).

Claimants of Key Benefits – November 2024



Annual Percentage Change in Claimant Numbers



¹ With the introduction of Universal Credit (UC), there will be no new claimants to Income-based JSA, Income-related ESA and Income Support. UC was rolled out on a phased geographical basis from September 2017 to December 2018.

² Figures typically refer to claimants although Personal Independence Payment figures refer to claims in payment, Pension Credit refers to beneficiaries (claimants and partners).

³ State Pension figures include estimates of the number of claimants made through the Get Your State Pension system. See Note 3 p.12 for more details.

Contents

Universal Credit	3
Jobseeker's Allowance	4
Employment and Support Allowance	5
Income Support	6
Disability Living Allowance	7
Personal Independence Payment	8
State Pension & Pension Credit	9
Attendance Allowance & Carer's Allowance	10
Notes	11

Issued by:

Analytics Division
Department for Communities
Causeway Exchange
1-7 Bedford Street
Belfast
BT2 7EG

Telephone: 028 90515424
Email: analyticsdivision@communities-ni.gov.uk

Published: 26th February 2025
Next Publication: 28th May 2025

ISSN 2049-5773

What you need to know

The Department for Communities (DfC) publishes the Benefits Statistics Summary Bulletin each quarter. The DfC Benefit Statistics Summary brings together key statistics on the main DfC administered benefits.

Detailed **Personal Independence Payment (PIP)** and **Universal Credit (UC)** statistics are published in separate publications, available [here](#).

Housing Benefit statistics are published in a separate publication. Housing statistics can be found [here](#).

Note: As a result of recent changes to the Universal Credit statistical data build, more time is required for the quality assurance of this data. Therefore, the release of the UC Statistical Publication (November 2024) due 26th February 2025 has been cancelled. As such, the November 2024 summary publication does not contain Universal Credit statistics.

Data notes

Figures are rounded to the nearest ten to protect individual records and some additional disclosure control has also been applied - figures are only slightly affected by these procedures. Totals may not sum due to rounding.

Time series are presented as a 5-year rolling period. Older figures are available on request.

Additional tables and data

In addition to the summary document, there are a large number of tables which enable the user to examine in further detail each benefit. These are provided to the user as:

- Supplementary benefit statistics tables – for each Benefit Statistics Summary release, Excel spreadsheets are produced containing a large number of tables with much more detailed breakdowns for each benefit:
[Supplementary Benefits Statistics Tables](#)
- Jobseeker Statistics for Northern Ireland statistics are available via NOMIS:
[NOMIS Jobseeker Statistics](#)
- Department for Work and Pensions (DWP) statistics are available at:
[DWP Statistics](#)
- Geographic statistics are available on the NISRA Data Portal: [NISRA Data Portal](#)

Further information on individual benefits including eligibility criteria is available from NI Direct:
[Benefits and Financial Support](#)

About these statistics

All of the statistics in this report are accredited official statistics except Universal Credit statistics which, when presented, are currently designated as 'Official Statistics in development' (previously Experimental Statistics).

These official statistics were last independently reviewed by the Office for Statistics Regulation in November 2020. They comply with the standards of trustworthiness, quality and value in the [Code of Practice for Statistics](#) and should be labelled 'accredited official statistics'. See Note 2 for further information.

Universal Credit - Official Statistics in Development (previously Experimental Statistics)

As a result of recent changes to the Universal Credit statistical data build, more time is required for the quality assurance of this data.

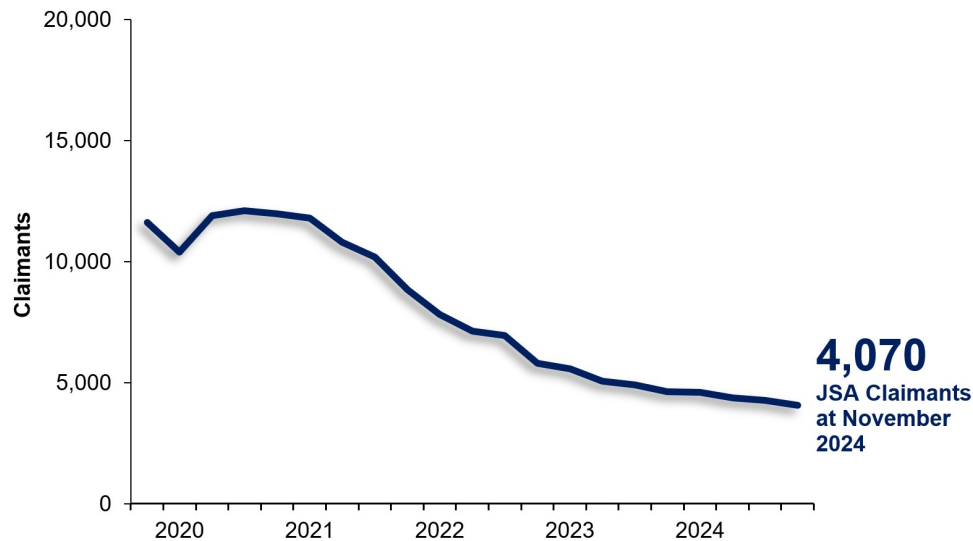
Therefore, the release of the UC Statistical Publication (November 2024) due 26th February 2025 has been cancelled.

A new date for this publication will be announced in due course, once the quality assurance process is complete.

See [Universal Credit statistics](#) for further information.

Jobseeker's Allowance - Accredited Official Statistics

Jobseeker's Allowance Claimants: November 2019 to November 2024

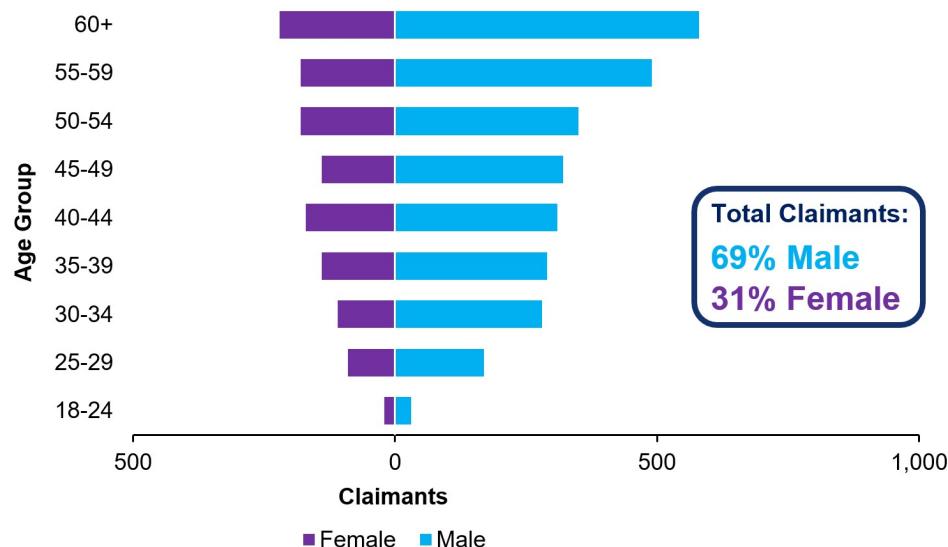


Key Facts

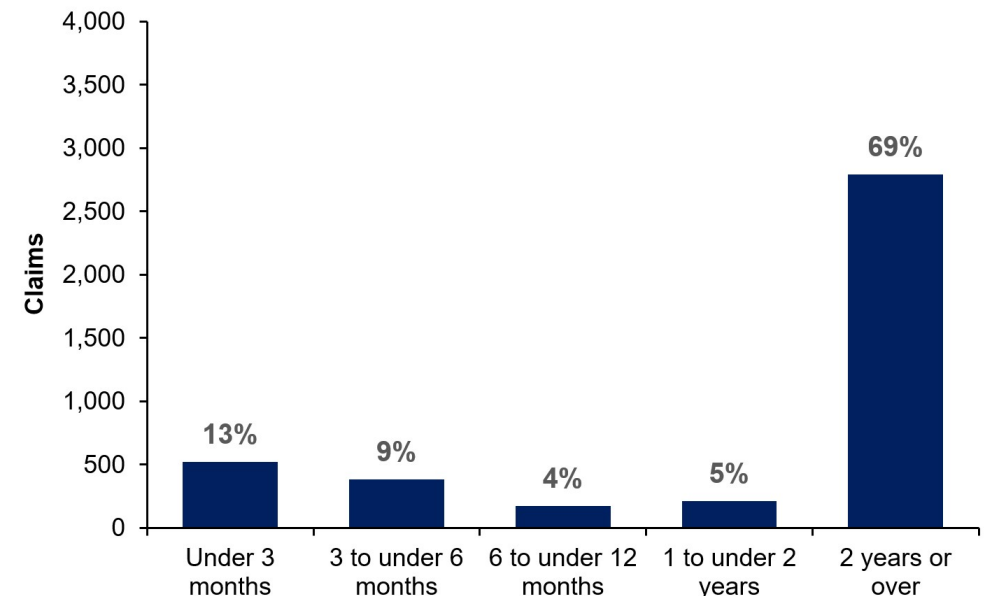
The official source of statistics for unemployment related benefits is the experimental Claimant Count, which includes Jobseeker's Allowance claimants and out-of-work Universal Credit claimants who are claiming principally for the reason of being unemployed. Details can be found [here](#). The DfC JSA figures are presented here to enable cross-benefit analysis and provide a wider range of breakdowns.

- **With the introduction of Universal Credit, there will be no new claimants to Income-based JSA. However claims can still be made to New Style JSA, depending on claimants' National Insurance contributions.**
- **At November 2024, there were 4,070 claimants of Jobseeker's Allowance.** This represents a decrease of 12% (580) on a year earlier and a decrease of 4% (190) since August 2024. The decreasing trend is largely due to the introduction of Universal Credit and the rise in claimants in early 2020 can be attributed to the impact of the COVID-19 pandemic.
- 69% (2,790) of JSA claims had a duration of 2 years or longer.
- The average weekly Jobseeker's Allowance benefit payment was £103.89.
- See [supplementary tables](#) for further information.

Jobseeker's Allowance Claimants by Age and Gender

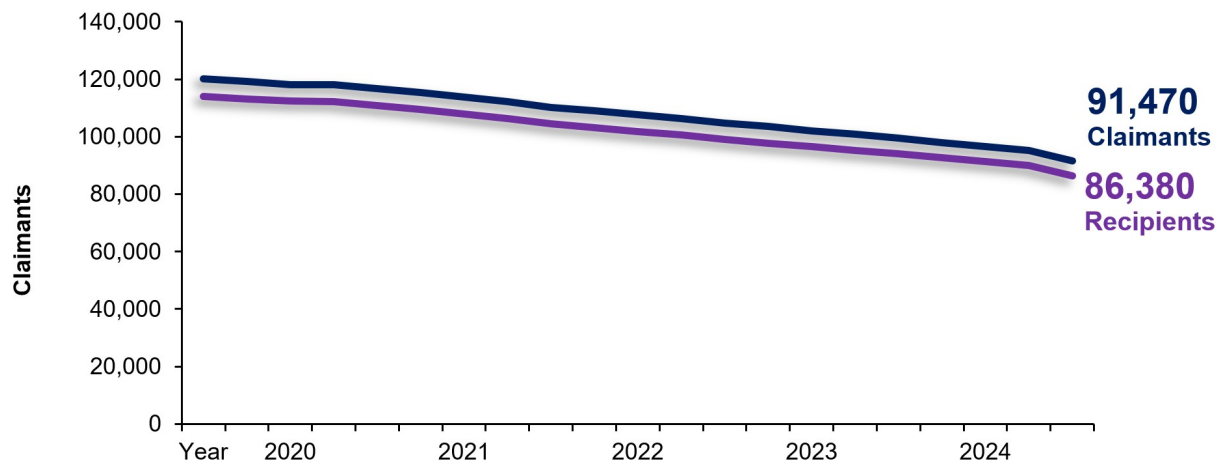


Jobseeker's Allowance Claims by Duration of Claim



Employment and Support Allowance - Accredited Official Statistics

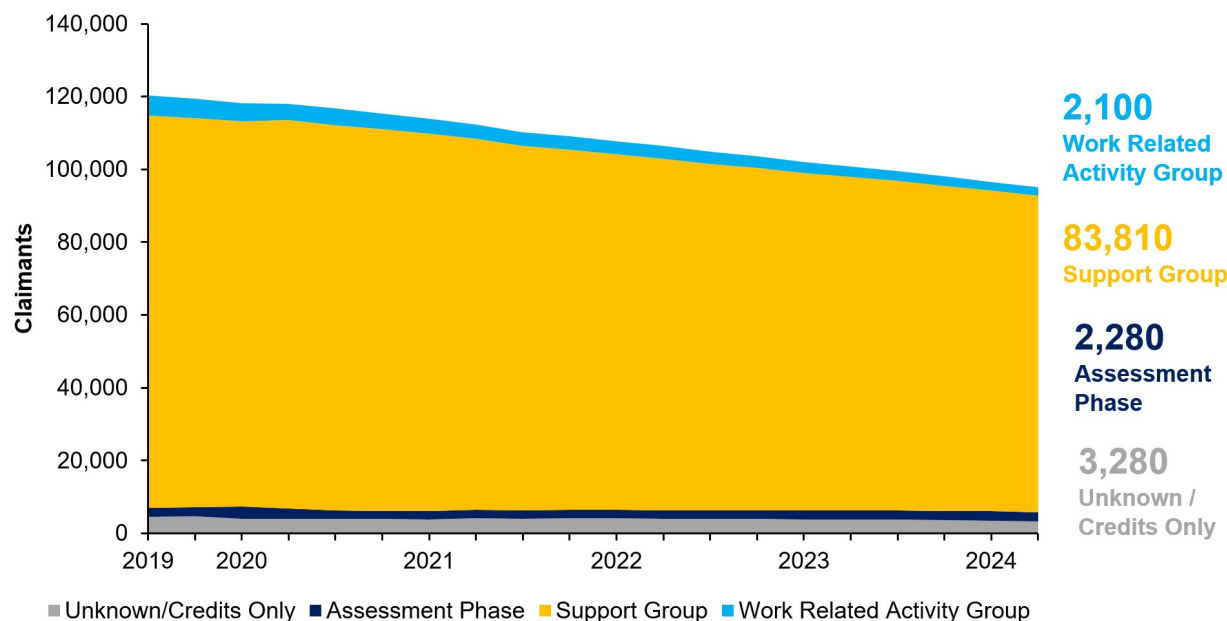
ESA Claimants & Recipients: November 2019 to November 2024



Key Facts

- **At November 2024, there were 91,470 claimants of Employment and Support Allowance.** This represents a decrease of 8% (8,030) on a year earlier. This decrease is mainly due to the introduction of Universal Credit.
- Of the 91,470 claimants, 51% (47,100) were female and 49% (44,370) were male.
- Of the 91,470 claimants, 2% (2,100) were in the Work Related Activity Group, 92% (83,810) were in the Support Group. The remaining 6% (5,560) were either in the assessment phase or were receiving credits only or their phase was unknown.
- The average weekly Employment and Support Allowance benefit payment was £174.46.
- See [supplementary tables](#) for further information. Note: due to the diminishing numbers of claimants, supplementary tables are no longer produced for Incapacity Benefit and Severe Disablement Allowance.

ESA Claims by Phase of Claim: November 2019 to November 2024

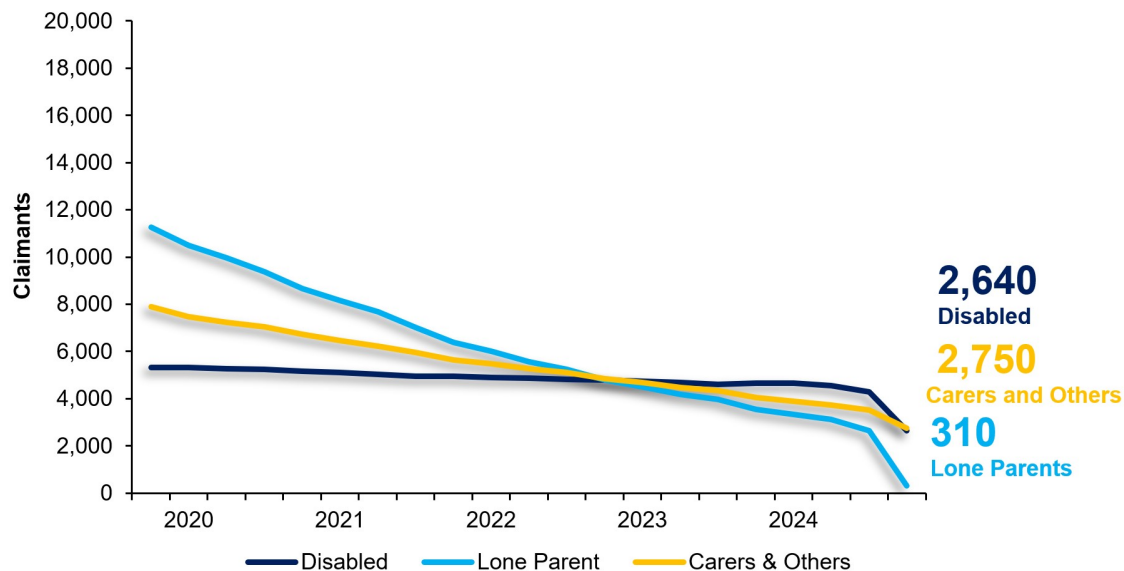


Incapacity Benefit & Severe Disablement Allowance

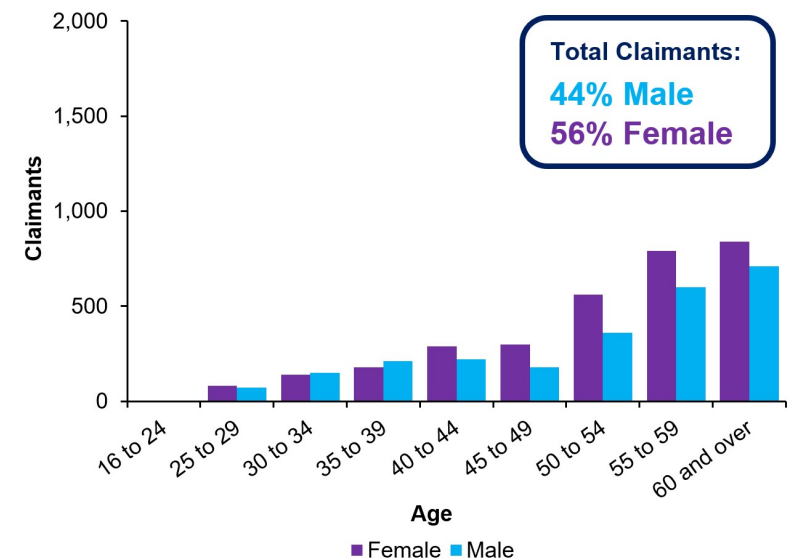
- Between 2010 and 2014, existing Incapacity Benefit and Severe Disablement Allowance customers were moved to ESA by reassessing their eligibility for the benefit. A small number of claimants remained on each benefit with numbers decreasing over time due to attrition.
- **At November 2024, there were 870 claimants of Incapacity Benefit and 530 claimants of Severe Disablement Allowance,** decreases of 70 and 70 respectively on a year earlier.

Income Support - Accredited Official Statistics

Income Support Claimants: November 2019 to November 2024



Income Support Claimants by Age and Gender



Key Facts

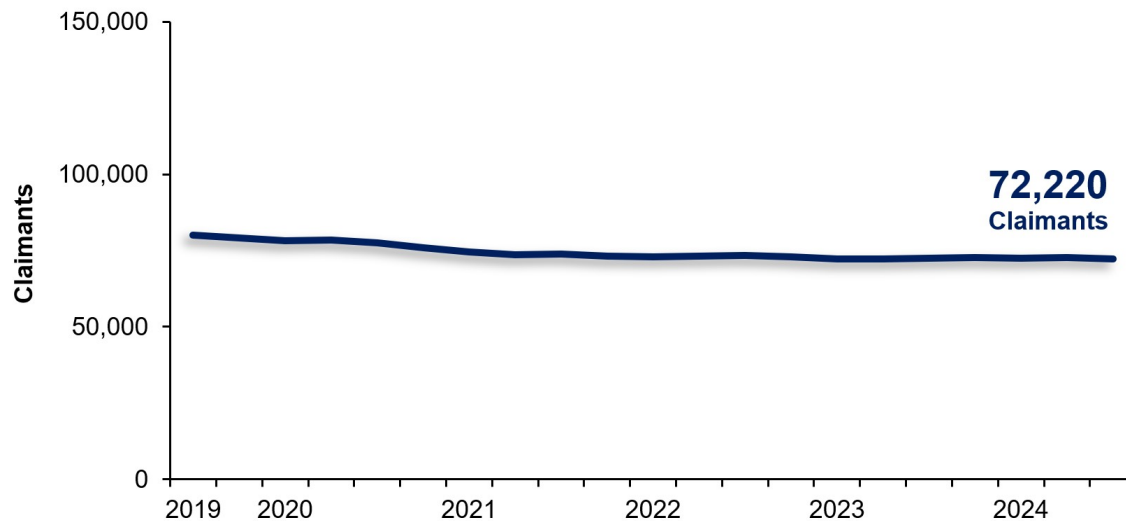
- At November 2024, there were 5,700 Income Support claimants, a decrease of 54% (6,560) since November 2023. This decrease is mainly due to the start of 'Move to UC' (managed migration) in October 2023. Income Support customers who were also in receipt of Tax Credits began their managed migration from June 2024.
- Of the 5,700 claimants, 5% (310) are categorised as lone parents and 46% (2,640) are disabled.
- The average weekly Income Support payment was £180.07 for a disabled claimant and £123.10 for a lone parent.
- The number of lone parents has been affected by the Lone Parent Obligations policy changes which came into effect in 2008. An extension of this is that from January 2017 existing Lone Parents with a youngest child aged 5 or over can no longer make a new or repeat claim for income support solely on the basis of their parental status. However, for this series Lone Parents are defined as "single claimants with a child under 16".
- See [supplementary tables](#) for further information.

Universal Credit (UC)

- Universal Credit (UC) was introduced for new claims on a phased geographical basis across Northern Ireland from September 2017 to December 2018.
- With the introduction of Universal Credit, there will be no new claimants to the following benefits covered in this publication:
 - Income-based JSA
 - Income-related ESA
 - Income Support
- A summary of UC statistics is included in this bulletin. Detailed UC statistics are available via a [separate publication](#).

Disability Living Allowance - Accredited Official Statistics

Disability Living Allowance Claimants: November 2019 to November 2024



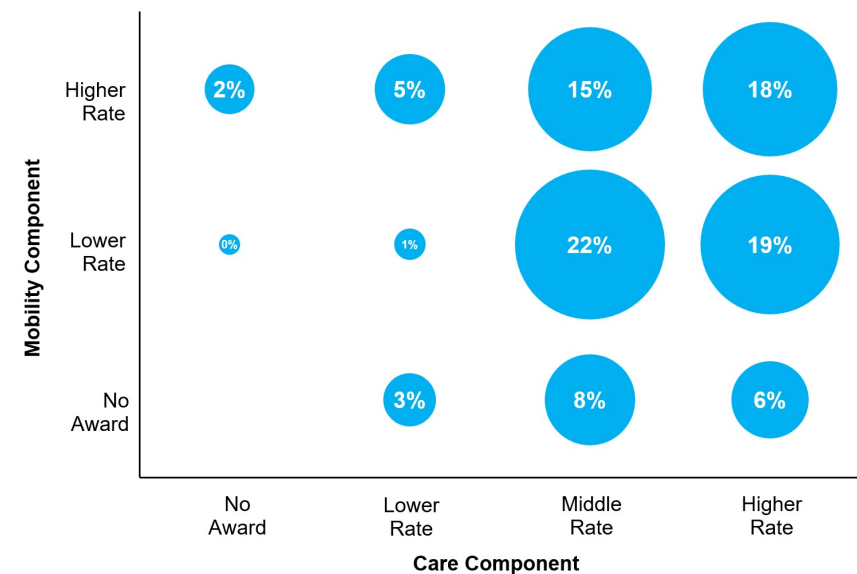
Personal Independence Payment (PIP)

- Personal Independence Payment (PIP) replaced Disability Living Allowance for claimants of working age on 20th June 2016. With the introduction of PIP there have been no new working age claimants to DLA from this date.
- The main reassessment of existing working age DLA claimants to PIP commenced in December 2016 and has now been completed. DLA claimants turning 16 will continue to be reassessed for PIP.
- A summary of PIP statistics is included in this bulletin. Detailed PIP statistics are available via a [separate publication](#).

Key Facts

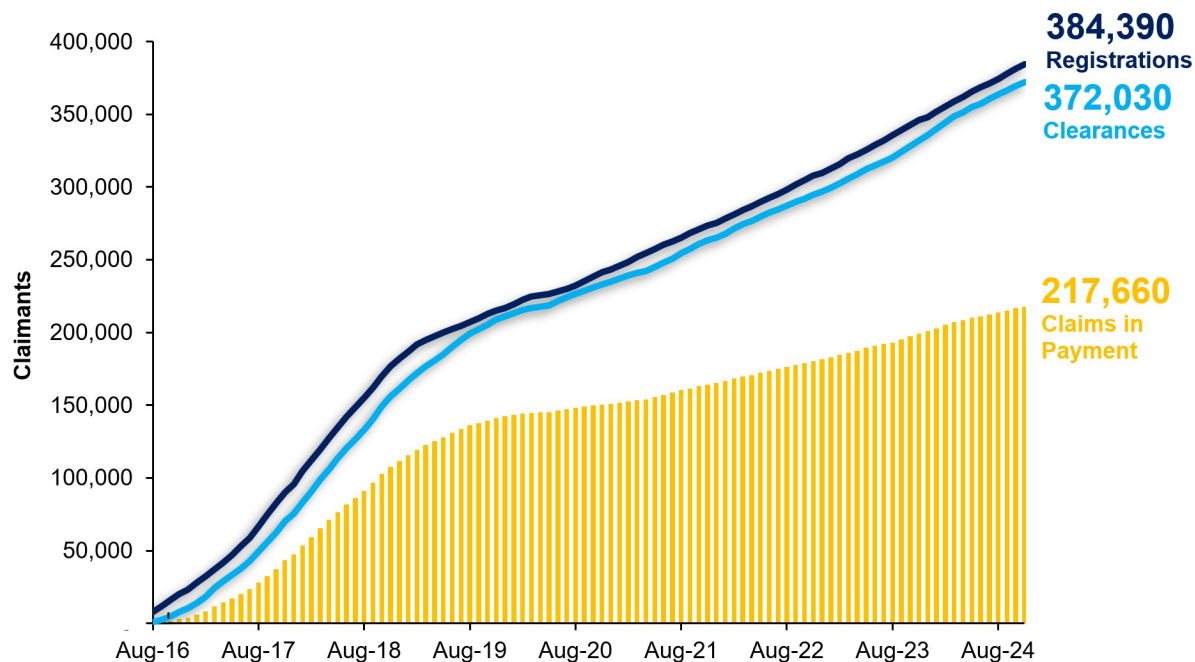
- **At November 2024, there were 72,220 claimants of Disability Living Allowance**, a decrease of less than 1% (370) on a year earlier.
- There were 72,050 recipients of DLA (those actually in receipt of a payment).
- 47% (34,030) of claimants were children (under 16), 2% (1,490) were aged between 16 and 65 and 51% (36,690) were aged 66 and over.
- 17% (12,200) of claimants were claiming the care component only, 3% (2,060) were claiming the mobility component only and 80% (57,950) were claiming both the care and mobility components.
- 18% (12,880) of claimants were claiming the highest rate of award (i.e. higher rate mobility and higher rate care components).
- The average weekly Disability Living Allowance benefit payment was £123.15.
- See [supplementary tables](#) for further information.

DLA Claimants by Care/Mobility Component



Personal Independence Payment - Accredited Official Statistics

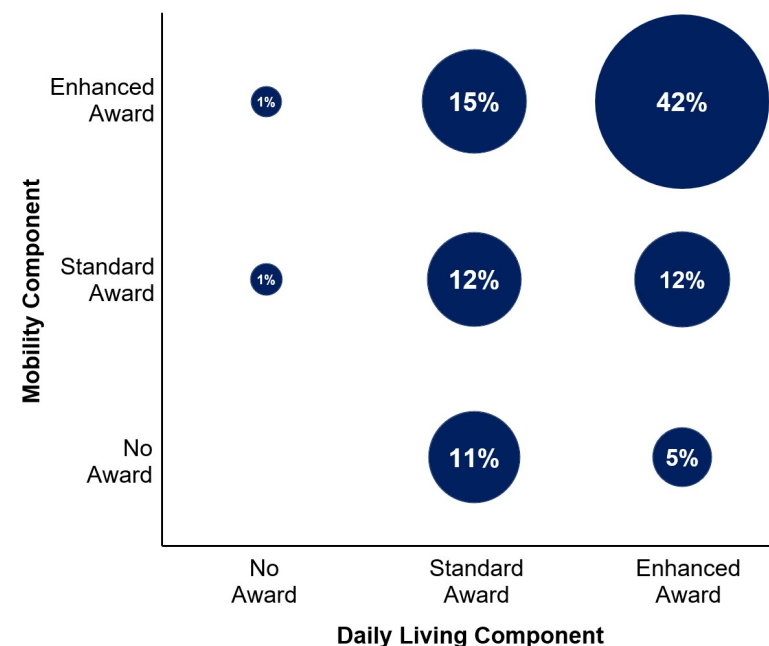
PIP Registrations, Clearances, & Claims in Payment: June 2016 - November 2024



Key Facts

- Personal Independence Payment replaced Disability Living Allowance for claimants of working age on 20th June 2016.
- At November 2024, there were 217,660 Personal Independence Payment claims in payment.** The overall award rate for normal rules Personal Independence Payment new claims with an assessment was 62%.
- 45% (98,990) of claims in payment had psychiatric disorders as the main disabling condition.
- 16% (35,010) of claims in payment were receiving the daily living component only, 3% (5,550) were receiving the mobility component only and 81% (177,100) were receiving both the daily living and mobility components.
- See [Personal Independence Payment publication](#) for further information.

PIP Claims in Payment by Daily Living/Mobility Component

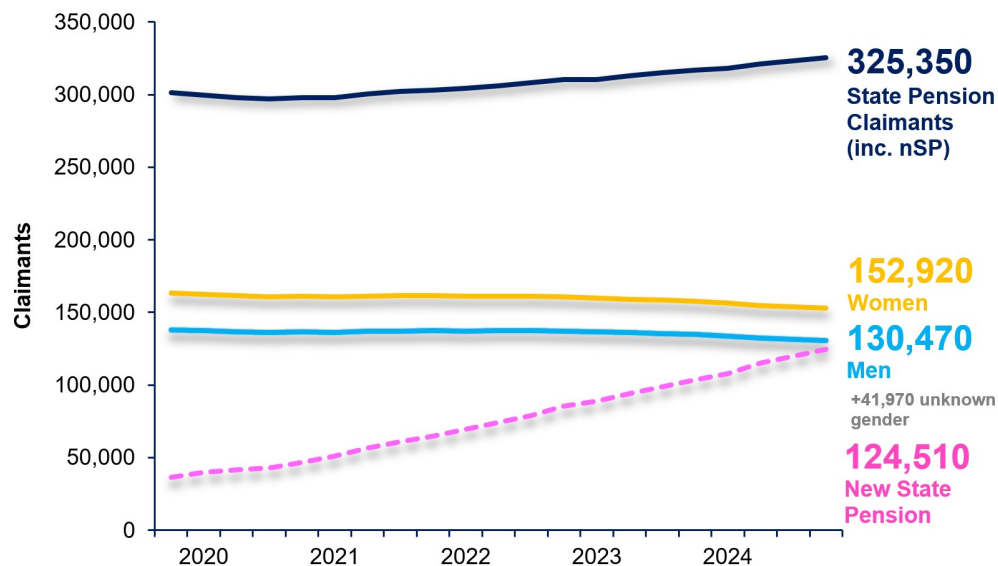


Reassessment of Disability Living Allowance Claimants

- The main reassessment of existing working age DLA claimants to PIP commenced in December 2016 and has now been completed. DLA claimants turning 16 will continue to be reassessed for PIP.
- 68% of DLA reassessed claims are granted an award of PIP (based on initial decision).**
- Of the 217,660 claims in payment, 111,530 (51%) of these are reassessed DLA claims.
- Of the 111,530 reassessed DLA claims in payment, 94,360 (85%) received an award at the enhanced rate and 60,410 (54%) received the highest level of award (i.e. enhanced daily living component and enhanced mobility component).

State Pension - Accredited Official Statistics

State Pension Claimants: November 2019 to November 2024

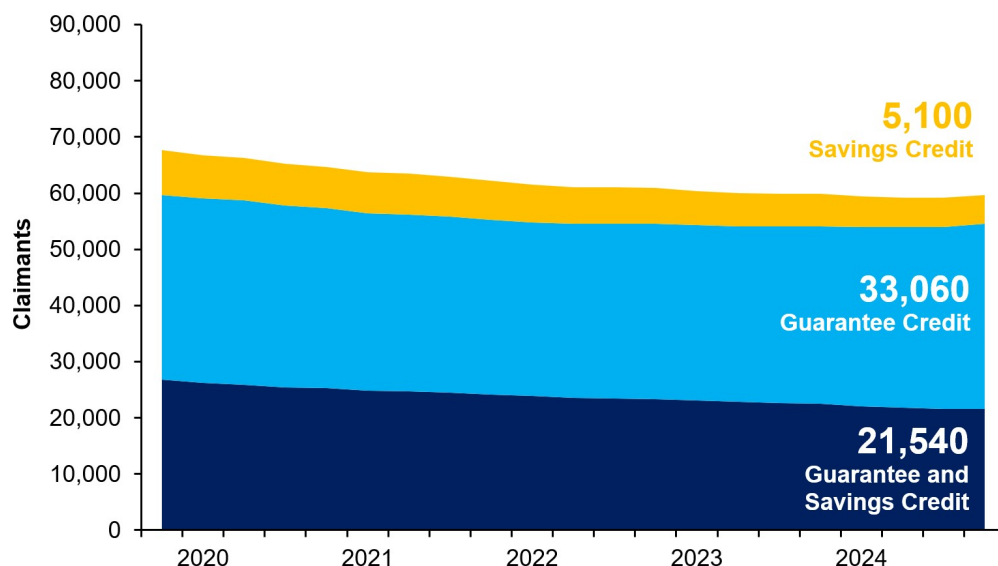


Key Facts

- At November 2024, there were **325,350 claimants of State Pension**, a rise of 3% (8,440) on a year earlier. Please note, State Pension figures include estimates of the number of claimants made through the Get Your State Pension system (41,970). For more information see note 3 on page 12.
- Of the claims for which gender information is held, 54% (152,920) were women and 46% (130,470) were men. The steady decrease of female State Pension claimants between 2012 and 2020 is due to increases in women's State Pension age. Pension age for men and women increased from 65 to 66 between November 2018 and October 2020. SP claimants has steadily increased from November 2020. Further information is available [here](#).
- The average weekly State Pension amount in payment at November 2024 was £206.53, an increase of £17.32 since November 2023.
- New State Pension (nSP) was introduced for people reaching State Pension age from 6 April 2016. **At November 2024, there were 124,510 nSP recipients.**
- See [supplementary tables](#) for further information.

Pension Credit - Accredited Official Statistics

Pension Credit Claims by Type of Claim: November 2019 to November 2024



Key Facts

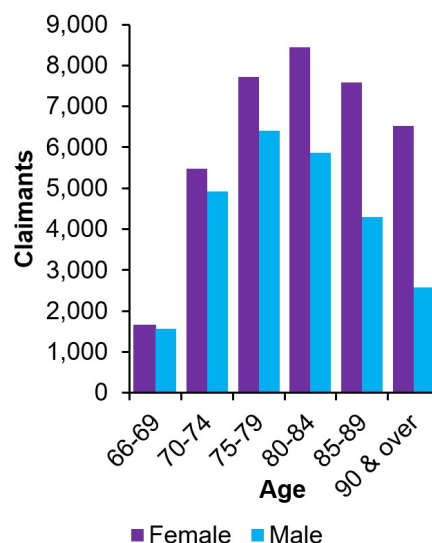
- At November 2024, there were **59,690 claimants of Pension Credit**, a fall of less than 1% (200) on a year earlier.
- There were 68,990 beneficiaries (claimants and partners), a fall of 1% (700) on a year earlier. 87% (59,690) of beneficiaries were claimants and 13% (9,300) were partners.
- Of all beneficiaries (claimants and partners), 58% (39,730) were female and 42% (29,260) were male. Of all claimants, 62% (36,960) were female and 38% (22,730) were male.
- The average weekly Pension Credit benefit payment was £86.18.
- The downward trend in the number of Pension Credit claimants is mainly due to the increase in State Pension age and the increase in State Pension amounts.
- See [supplementary tables](#) for further information.

Attendance Allowance - Accredited Official Statistics

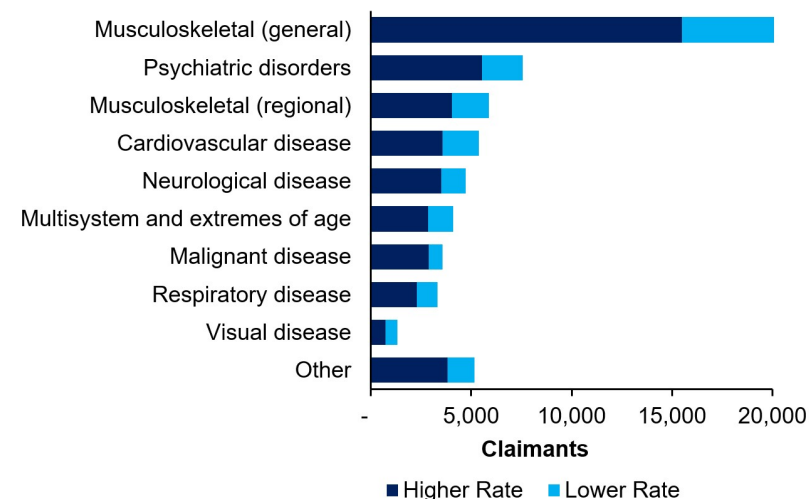
Key Facts

- At November 2024 there were **63,000 claimants of Attendance Allowance**, an increase of 9% (5,230) on a year earlier.
- Of the 63,000 claimants, 61,000 (97%) were recipients and 2,000 (3%) were receiving credits only.
- 59% (37,380) of claimants were female and 41% (25,620) of claimants were male.
- 56% (35,310) of claimants were aged 80 or over.
- 71% (44,650) of claimants were receiving the higher rate of award.
- See [supplementary tables](#) for further information.

AA Claimants by Age and Gender



AA Claimants by Disabling Condition, November 2024

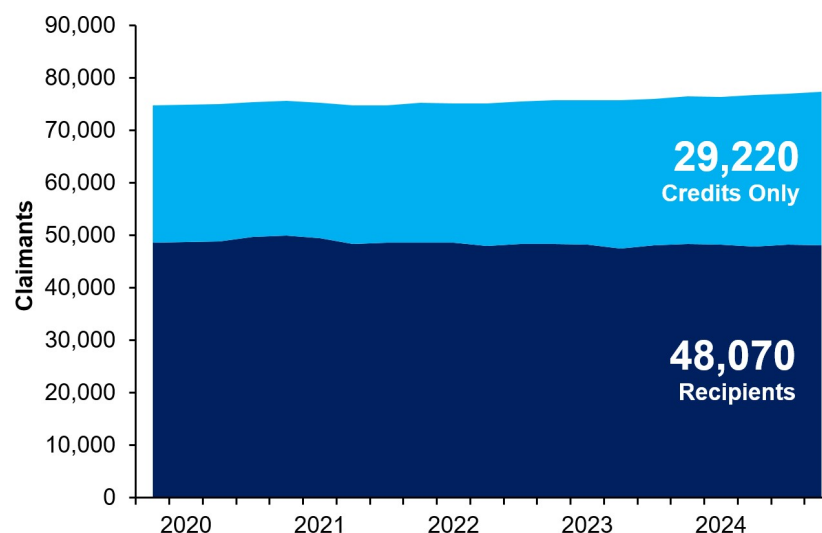


Carer's Allowance - Accredited Official Statistics

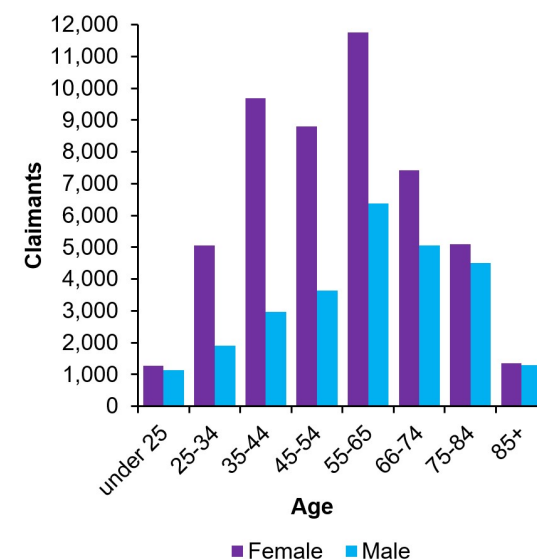
Key Facts

- At November 2024, there were **77,290 claimants of Carer's Allowance**, an increase of 1% (870) on a year earlier.
- Of the 77,290 claimants, 48,070 were recipients and 29,220 were receiving credits only.
- Of all claimants, 65% (50,440) were female and 35% (26,850) were male.
- Of all claimants, 68% (52,570) were of working age and 32% (24,720) were of pension age.
- See [supplementary tables](#) for more information.

Carer's Allowance Claimants: November 2019 to November 2024



CA Claimants by Age and Gender



Request for User Feedback

DfC are continuing to reach out to users of this publication to better understand how the statistics are being used and whether there are any improvements that can be made.

We want to hear from people who use the figures within the Benefit Statistics Summary. We would like to find out what people use the statistics for and to make sure that the publication is as useful as it can be. Analytics Division also wishes to assess how we communicate with users on an ongoing basis.

We would appreciate if you completed a short questionnaire to give us your views on the publication. An online version of this questionnaire is available at the following link: [Link to Benefit Statistics Summary User Survey](#).

Alternatively, a hard copy can be requested by emailing analyticsdivision@communities-ni.gov.uk.

Many thanks for your time.

Notes

1. Glossary of terms

Claimants:	The number of clients on the administrative system at the reference date.
Recipients/Beneficiaries:	The number of clients on the administrative system at the reference date who received a benefit payment. For Pension Credit this includes partners.
Households (Universal Credit):	Households are counted as being on Universal Credit where a claimant or claimants within the household are included in the count of claimants.
Credits Only:	The number of clients entitled to the benefit, but who do not actually receive a payment.

2. Accredited Official Statistics, Official Statistics in Development and Code of Practice

Accredited Official Statistics

[Accredited Official Statistics](#) are official statistics that have been independently reviewed by Office for Statistics Regulation (OSR) and confirmed to comply with the standards of trustworthiness, quality and value in the [Code of Practice for Statistics](#). Producers of accredited official statistics are legally required to ensure they maintain compliance with the Code. Accredited official statistics are called National Statistics in the Statistics and Registration Service Act 2007.

These accredited official statistics were independently reviewed by OSR in 2013 as part of the Assessment of Benefit Statistics Summary for Northern Ireland, with accreditation confirmed in June 2013. They comply with the standards of trustworthiness, quality and value in the Code of Practice and should be labelled National Statistics (or 'accredited official statistics'). In November 2020, a [compliance check](#) confirmed that the designation (or accredited official statistics labelling) should continue.

Official Statistics in Development

Universal Credit Statistics are currently designated as 'Official Statistics in Development' (previously called Experimental Statistics), these are new and undergoing development. They are published to involve users and stakeholders in their development and as a means to ensure they will meet user needs going forward. As these statistics are still in development, they are subject to retrospective revision in any future releases. The methodology and quality assurance are still in development and are subject to change.

Feedback on these Universal Credit statistics is particularly welcome from users and will be used to further develop the statistics. ([Northern Ireland Universal Credit statistics feedback survey](#)).

Code of Practice

Our statistical practice is regulated by OSR. They set the standards of trustworthiness, quality and value in the Code of Practice for Statistics that all producers of official statistics should adhere to. You are welcome to contact us directly with any comments about how we meet these standards using the contact details. Alternatively, you can contact OSR by emailing regulation@statistics.gov.uk or via the [OSR website](#).

3. Data source and quality

All statistics are based on 100% extracts from the benefit administrative systems. Data is partially validated and is deemed of sufficiently high quality to report on. Data is extracted at 2 weekly, 4 weekly or 6 weekly intervals. Data is represented as end of reported month to aid presentation, but actual extract data will not generally be exactly this date. The statistics show the number of people claiming benefit on the extract date.

State Pension data extracts are not available as regularly as for other benefits. For this reason, the reporting date of State Pension may not align exactly with the other benefits in this publication. For example, November's publication may contain State Pension data at December because no data is available for November.

As data is taken from live administrative systems, it relies on the customer reporting correct information about themselves and staff correctly inputting this data into the system. This does not always occur. Recent estimates (2023) indicate that approximately 4.0% of expenditure on benefits is misallocated due to fraud and error. Additional errors that do not result in an incorrect payment can also occur. The Department engages in initiatives to reduce fraud and error in the benefit systems on an ongoing basis.

From July 2020, new State Pension claims have been administered through the Department for Work and Pension's (DWP) "Get Your State Pension" (GYSP) online service. DfC currently have no further detail about these GYSP claims other than headcounts administered through the service. Consequently, the following detailed tables present all GYSP claims within an "unknown" category. Users should also note that previous editions of this publication from August 2020 through to June 2024 had used DWP sourced Management Information (MI) to estimate the NI GYSP headcount. The MI figures were known to slightly overestimate GYSP claims due to the inclusion of some deceased claimants and individuals who had not yet reached State Pension Age. DWP have now provided more accurate GYSP NI headcounts for the historic series and these are included within this edition. DWP have also indicated that the new detailed datasets, allowing for further analysis of NI GYSP claimants, are in the final stages of development and should be available for future editions of this publication.

4. Rounding/Disclosure control

The accuracy of statistics may be slightly effected by rounding and/or disclosure control. Even when data (either administrative or sample) do not contain National Insurance number, name and address it may still be possible to identify someone. Say, for example, a data table showed disability type, by ethnicity, within small geographic areas. Some of the cells in the table may only contain one person. It is possible in such cases for personal and sensitive information to be deduced. This is data disclosure and in DfC steps are taken to ensure that it doesn't happen. As an additional protective measure, details of the disclosure control methodology are not published.

5. Measure of unemployment related benefits

The official source of statistics for unemployment related benefits is the experimental Claimant Count, which includes Jobseeker's Allowance claimants and out-of-work Universal Credit claimants who are claiming principally for the reason of being unemployed. Details can be found [here](#).

The DfC JSA figures are presented in this publication because they are consistent with the other benefits used to produce DfC Accredited Official Statistics and permit a wider set of breakdowns and cross-benefit analysis.

6. Universal Credit Conditionality Regimes

Conditionality regime specifies the category a claimant is in at the end of any given month. Conditionality refers to those work-related activities an eligible adult will have to carry out in order to retain eligibility for Universal Credit. Each eligible adult will fall into one of six conditionality regimes based on their capacity and circumstances. Different members of a household may be subject to the same or different requirements. As circumstances change claimants can also transition between different levels of conditionality.

The conditionality regimes within this publication have been taken from the Universal Credit Full Service system (UCFS) and renamed in order to aid the reader. 'No work requirements' covers the UCFS category 'no work related requirements', 'planning for work (light touch out of work)', 'preparing for work (work preparation and work focused interview)', 'searching for work (intensive)', 'working with requirements (light touch in work)' and 'working no requirements (no work related requirements)'.

Conditionality Regimes are detailed in the following table:

No work requirements	Not expected to work at present. Health or caring responsibility prevents claimant from working or preparing for work.
Planning for work	Expected to work in the future. Lone parent/lead carer of child aged 1. Claimant required to attend periodic interviews to plan for their return to work.
Preparing for work	Expected to start preparing for future even with limited capability for work at the present time or parent of a child aged 2. The claimant is expected to take reasonable steps to prepare for working including Work Focused Interview.
Searching for work	Not working, or with very low earnings. Claimant is required to take action to secure work - or more/better paid work. The Work Coach supports them to plan their work search and preparation activity.
Working - with requirements	In work but could earn more, or not working but has a partner with low earnings.
Working - no requirements	Individual or household earnings over the level at which conditionality applies. Required to inform Department for Communities of changes of circumstances, particularly if at risk of decreasing earnings or losing job.

7. Welfare Reform

Universal Credit (UC) was introduced for new claims on a phased geographical basis across Northern Ireland from September 2017 to December 2018. With the introduction of UC, there will be no new claimants to the following benefits covered in this publication: Income-based JSA, Income-related ESA and Income Support. A summary of UC statistics is included in this bulletin. Detailed UC statistics are available via a [separate publication](#).

From 20 June 2016, DLA has been replaced for working age claimants by Personal Independence Payment (PIP). There have been no new working age claimants to DLA from this date. Reassessment of existing DLA claimants to PIP began in December 2016 and has now been completed. Claimants turning 16 will continue to be reassessed for PIP. A summary of PIP statistics is included in this publication. Detailed PIP statistics can be found in a separate publication [here](#).

State Pension age for women increased from 60 to 65 between May 2010 and November 2018 and then increased from 65 to 66 for both men and women between November 2018 and October 2020. State Pension age is currently scheduled to remain at 66 until April 2026. More information is available from [NI Direct](#).

The Lone Parent Obligation policy came into effect from 24th November 2008; Lone Parents with a youngest child aged 12 or over were no longer able to make a new or repeat claim for Income Support solely on the basis of their parental status. Existing Income Support Lone Parents with a youngest child aged 12 or over had their eligibility removed over a period of time commencing 2nd March 2009. From October 2009, this policy was extended to Lone Parents with a youngest child aged 10 or 11 and from October 2010, was extended to Lone Parents with a youngest child aged 7 or over. From January 2017, the policy has been extended to Lone Parents with a youngest child aged 5 or over. Many affected Lone Parents will leave Income Support and claim Jobseeker's Allowance. However, there are exceptions to these rules where the youngest child can legitimately be over the ages mentioned above. Similarly, some former Lone Parents remain on Income Support for other reasons (e.g. they have a long term caring responsibility and claim Carer's Allowance). However for this series, lone parents are defined as "single IS claimants with a child under 16".

8. Known issues, changes and revisions

Changes for this release

The UC Statistical Publication (November 2024) due 26th February 2025 has been cancelled. Subsequently, there are no UC statistics available for the November 2024 Statistics Summary publication.

Previous changes

May 2024 (released August 2024) 'Accredited Official Statistics' replaces the designation 'National Statistics'.

February 2024 (released May 2024) Disabling condition categories for Attendance Allowance claimants updated.

November 2020 (released February 2021) References to "working age" and "pension age" have been updated to reflect the fact that State Pension age is 66 exactly from October 2020 and will remain there until 2026. Some age bands in tables and reference population estimates have been changed to reflect this.

9. Great Britain statistics

Benefit statistics to cover Great Britain (England, Scotland and Wales) only are produced by the Department for Work and Pensions (DWP) and are available [here](#).

10. Other National and Official Statistics issued by the Department for Communities

Other Accredited Official Statistics and Official Statistics produced by the Department for Communities can be found on the DfC website [here](#).