



Incidents and Crimes with a Hate Motivation Recorded by the Police in Northern Ireland

Update to 31st December 2024

Date of Publication:

27 February 2025


Frequency of Publication:

Quarterly

Issued by:

PSNI Statistics Branch
Lisnasharragh
42 Montgomery Road
Belfast
BT6 9LD

 statistics@psni.police.uk

 028 9065 0222 Ext. 24135

Web [PSNI Statistics](#)

In the 12 months from 1st January 2024 to 31st December 2024:

- There were more race, faith/religion and transgender identity hate incidents when compared with the previous twelve months.
- Crimes with a race hate motivation saw the largest increase, with a smaller increase also seen in faith/religion identity crimes. Sectarian crimes saw the largest decrease, with smaller decreases in sexual orientation, disability and transgender identity crimes.
- There were 454 more race incidents and 292 more race crimes recorded. The number of both race incidents (1,777) and race crimes (1,150) are the fourth highest 12 month levels recorded since the data series began in 2004/05.
- Six of the eight highest monthly levels of race incidents in the data series were recorded between May and October 2024. The 351 race incidents recorded in August 2024 was the single highest monthly level in the data series, around twice the previous monthly high recorded in July 2024.
- There was a decrease of 167 sectarian incidents, while the number of crimes fell by 163.
- Sexual orientation incidents and crimes fell from 398 to 362 and from 249 to 217 respectively.
- Disability incidents decreased from 103 to 69 and crimes fell from 65 to 40.
- Faith/religion incidents rose from 67 to 92 and crimes increased from 46 to 62.
- Transgender identity incidents fell from 66 to 74 and the number of transgender identity crimes fell from 41 to 39.

Contents

Contents.....	1
1. Things you need to know about this release	2
2. Levels of hate motivated incidents and crimes – overall summary	5
3. What is happening to levels of race incidents and crimes over the longer term?	6
4. What has been happening to levels of race incidents and crimes more recently?	7
5. Race incidents and crimes - what has been happening in policing districts?	9
6. What are the ethnicities and nationalities of race crime victims?	10
7. What is happening to levels of sexual orientation incidents and crimes over the longer term?	11
8. What has been happening to levels of sexual orientation incidents and crimes more recently?	12
9. Sexual orientation incidents and crimes - what has been happening in policing districts?	14
10. What is happening to levels of sectarian incidents and crimes over the longer term?	15
11. What has been happening to levels of sectarian incidents and crimes more recently?	16
12. Sectarian Incidents and crimes - what has been happening in policing districts?	18
13. Attacks on symbolic premises	19
14. Background and Data Quality	20

We welcome comment and feedback on these statistics. If you would like to forward your views, receive notification of new publications or be kept informed of developments relating to PSNI statistics, please email your contact details using the email address provided on the cover page.

1. Things you need to know about this release

Coverage

This bulletin is an Official Statistics publication meaning it complies with the [Code of Practice for Statistics](#) as follows:

- Trustworthiness: the statistics are impartial, independent and released in an open and transparent manner in accordance with a pre-announced publication schedule
- Quality: the statistics are produced using robust and relevant data sources which undergo continuous quality improvement and assurance checks
- Value: the statistics strive to meet user needs informed by ongoing feedback, providing sufficient detail which is widely accessible.

Our statistical practice is regulated by the Office for Statistics Regulation (OSR). OSR sets the standards of trustworthiness, quality and value in the Code of Practice for Statistics that all producers of official statistics should adhere to. You are welcome to contact us directly with any comments about how we meet these standards by emailing statistics@psni.police.uk. Alternatively, you can contact OSR by emailing regulation@statistics.gov.uk or via the [OSR website \(opens in a new window\)](#).

The Police Service of Northern Ireland (PSNI) publishes figures on the levels and trends in police recorded incidents and crimes with a hate motivation. As these figures only relate to those hate motivated incidents reported to the police, they only provide an indication of the true extent of hate motivations. The statistics are collated and produced by statisticians seconded to the Police Service of Northern Ireland (PSNI) from the Northern Ireland Statistics and Research Agency (NISRA). Collation of this data started in 2004/05.

This release presents statistics relating to hate motivated incidents and crimes recorded by the police to 31 December 2024. Figures were compiled on 21 February 2025. Changes can be expected to in-year figures each time they are published, as all records from 1st April 2024 are subject to ongoing validation and quality assurance processes until publication in May 2025.

All tables and charts in the bulletin, along with supplementary data, are available from the PSNI website in the [hate motivations spreadsheet for December 2024 \(opens in a new window\)](#).

The next update covering the 12 months to 31 March 2025 will be published in May 2025. A full [publication schedule \(opens in a new window\)](#) is available on the PSNI website.

What is a hate motivated incident or hate motivated crime as recorded by the police?

Hate crime is defined as any criminal offence which is perceived, by the victim or any other person, to be motivated by hostility or prejudice towards someone based on a personal characteristic. PSNI also use the principles of this definition to record non-crime hate incidents (see 'Hate Incident or Hate Crime' below).

Hate Incident or Hate Crime?

Police recorded crime data is a victim oriented approach to crime recording. A crime will be recorded as having a hate motivation where it meets the relevant definition provided above. Not all hate motivated incidents will result in the recording of a crime, as what has occurred in the incident may not be of the level of severity that would result in a crime being recorded. Where crimes with a hate abuse motivation are recorded, they are classified according to the Home Office Counting Rules and form a subset of the overall police recorded crime statistics.

Further details of the background and recording practice in relation to police recorded crime statistics are available in the [User Guide to Police Recorded Crime Statistics \(opens in a new window\)](#). An explanation of what constitutes an incident and a crime is provided in Section 3.1 of this guide, while reference to hate motivated incidents and crimes is available in Section 7. These recording practices, methods of counting outcomes and allocation of crime types apply equally to crimes with a hate motivation.

The victim of the hate crime will be recorded as the person to whom the hostility or prejudice is displayed, even if they do not have the personal characteristic targeted but are connected to someone who has, for example a parent who is harassed because they have a child with a disability. In some cases the personal characteristic may be incorrectly perceived by the person displaying the hostility or prejudice.

Within PSNI there are six strands of hate motivation that are monitored; Race, Sexual orientation, Sectarianism, Faith/religion (non-sectarian), Disability and Transgender Identity. The definition for each of these motivations is provided on the next page, with an explanation of the perception test:

The Perception Test

Evidence is not the test when reporting a hate incident; when an incident or crime has been reported to police by the victim or by any other person and they perceive it as being motivated by prejudice or hate, it will be recorded and investigated as a hate incident or crime. The perception of the victim, or any other person is the defining factor in determining whether an incident is a hate incident, or in recognising the hostility element of a hate crime. Perception-based recording refers to the perception of the victim, or any other person. It would not be appropriate to record a crime or incident as a hate crime or hate incident if it was based on the perception of a person or group who had no knowledge of the victim, crime or the area, and who may be responding to media or internet stories or who are reporting for a political or similar motive. The other person could, however, be one of a number of people, including: police officers or staff; witnesses; family members; civil society organisations who know details of the victim, the crime or hate crimes in the locality, such as a third-party reporting charity; a carer or other professional who supports the victim; someone who has knowledge of hate crime in the area – this could include many professionals and experts such as the manager of an education centre used by people with learning disabilities who regularly receives reports of abuse from students; a person from within the group targeted with the hostility, e.g. a Traveller who witnessed racist damage in a local park.

Definitions

Race

A racial group can be defined as a group of persons defined by reference to race, colour, nationality or ethnic or national origins (this includes UK National origins i.e. Scottish, English, Welsh and Irish) and references to a person's racial group refer to any racial group into which he/she falls. Racial group includes the Irish Traveller community.

Sexual Orientation

Sexual orientation can be defined as an individual's preference for a particular sex (be it the opposite or the same), or an individual's view of their own sexuality. The sexual orientation motivation can be defined as a fear or dislike directed towards lesbian, gay or bisexual people, or a fear or dislike directed towards their perceived lifestyle, culture or characteristics.

Sectarianism

The term 'sectarian', whilst not clearly defined, is a term almost exclusively used in Northern Ireland to describe incidents of bigoted dislike or hatred of members of a different religious or political group. It is broadly accepted that within the Northern Ireland context an individual or group must be perceived to be Catholic or Protestant, Nationalist or Unionist, or Loyalist or Republican. However sectarianism can also relate to other religious denominations, for example, Sunni and Shi'ite in Islam.

Faith/Religion (non-sectarian)

A faith or religious group can be defined as a group of persons defined by reference to religious belief or lack of religious belief. This would include Christians, Muslims, Hindus, Sikhs and different sects within a religion. It also includes people who hold no religious belief at all.

Disability (or Disablist)

Any disability including physical or sensory disability, learning disability, long-term illness and mental health.

Transgender Identity

Includes people who are transgender and those who hold the gender recognition certificate under the Gender Recognition Act 2004.

Points to note in this bulletin

In-year figures are provisional: changes can be expected to in-year figures each time they are published, as records from 1st April 2024 are subject to ongoing validation and quality assurance processes until publication in May 2025. Revisions to figures for previous financial years are applied on an annual basis in May.

Incidents and multiple motivations: A small number of incidents will have more than one type of hate motivation attributed to the incident. Due to this potential for double counting, the six hate motivation strands should not be added together and presented as overall hate incidents and crimes.

Crimes: As there may be more than one crime recorded within an individual incident, it is possible for the number of crimes with a particular hate motivation to be higher than the number of incidents with that motivation.

Incidents and Crimes: Hate-motivated crimes and hate-motivated incidents should not be added together as crimes for each motivation strand are included in the incident count for each hate motivation strand.

Disclosure control has been applied to some tables in line with the requirements of the Code of Practice for Official Statistics. Where this applies cells have been merged or suppressed in order to ensure the identity of individuals/organisations or any private information relating to them is not revealed. ‘*’ indicates a cell has been suppressed.

Stalking and Harassment (including malicious communications):

1st April 2017: recording of malicious communications started.

1st April 2018: the Home Office introduced a change requiring harassment to be recorded in addition to the most serious additional victim-based offence. The changes in recording practice introduced in April 2017 and April 2018, along with increasing awareness of the application of these rules in the recording process, contributed to increased levels recorded in the overall Stalking and Harassment classification, particularly since 2018/19.

1st May 2023: the Home Office introduced a further change in respect of these ‘behavioural crimes’ by reversing the requirement to record the most serious additional victim-based offence. This latest change has had the greatest impact on malicious communications offences, with fewer such offences required to be recorded.

In practice these changes meant that between 1st April 2018 and 30th April 2023 there was some ‘double counting’ of offences when an incident involved a conduct/behaviour offence (Harassment, stalking, coercive or controlling behaviour) and another offence, which would have led to an increase in the number of crimes recorded. From 1st May 2023, this practice was reversed, and the current approach is more similar to the period prior to 1st April 2018, where a conduct/behaviour offence will only be recorded when it is deemed to be the most serious offence.

2. Levels of hate motivated incidents and crimes – overall summary

In the 12 months from 1st January 2024 to 31st December 2024:

- The number of incidents recorded rose across three of the six hate motivations (race, faith/religion and transgender identity) when compared with the previous 12 months.
- The number of incidents with a race motivation reached the fourth highest 12 month level since the recording of these motivations began in 2004/05.
- The number of crimes recorded decreased across four of the six motivations (sexual orientation, sectarian, disability and transgender identity) when compared with the previous 12 months.
- The number of crimes with a race motivation reached the fourth highest 12 month level since the recording of these motivations began in 2004/05.
- Incidents and crimes with a race motivation showed the largest volume increases (454 more race incidents and 292 more race crimes). Incidents and crimes with a faith/religion motivation showed the largest percentage increases (37 per cent more faith/religion incidents and 35 per cent more faith/religion crimes).
- Incidents and crimes with a sectarian motivation showed the largest decrease, with 167 fewer incidents and 163 fewer crimes.

Table 1 Overall summary of hate motivated incidents and crimes

	Incidents Jan'23-Dec'23	Incidents Jan'24-Dec'24	Incidents Change	Crimes Jan'23-Dec'23	Crimes Jan'24-Dec'24	Crimes Change
Race	1,323	1,777	454	858	1,150	292
Sexual Orientation	398	362	-36	249	217	-32
Sectarian	1,089	922	-167	745	582	-163
Disability	103	69	-34	65	40	-25
Faith/Religion	67	92	25	46	62	16
Transgender Identity	66	74	8	41	39	-2

The rest of this bulletin looks in more detail at race, sexual orientation and sectarian motivations, with further tables on these strands of hate motivation available in the [hate motivations spreadsheet for December 2024 \(opens in a new window\)](#).

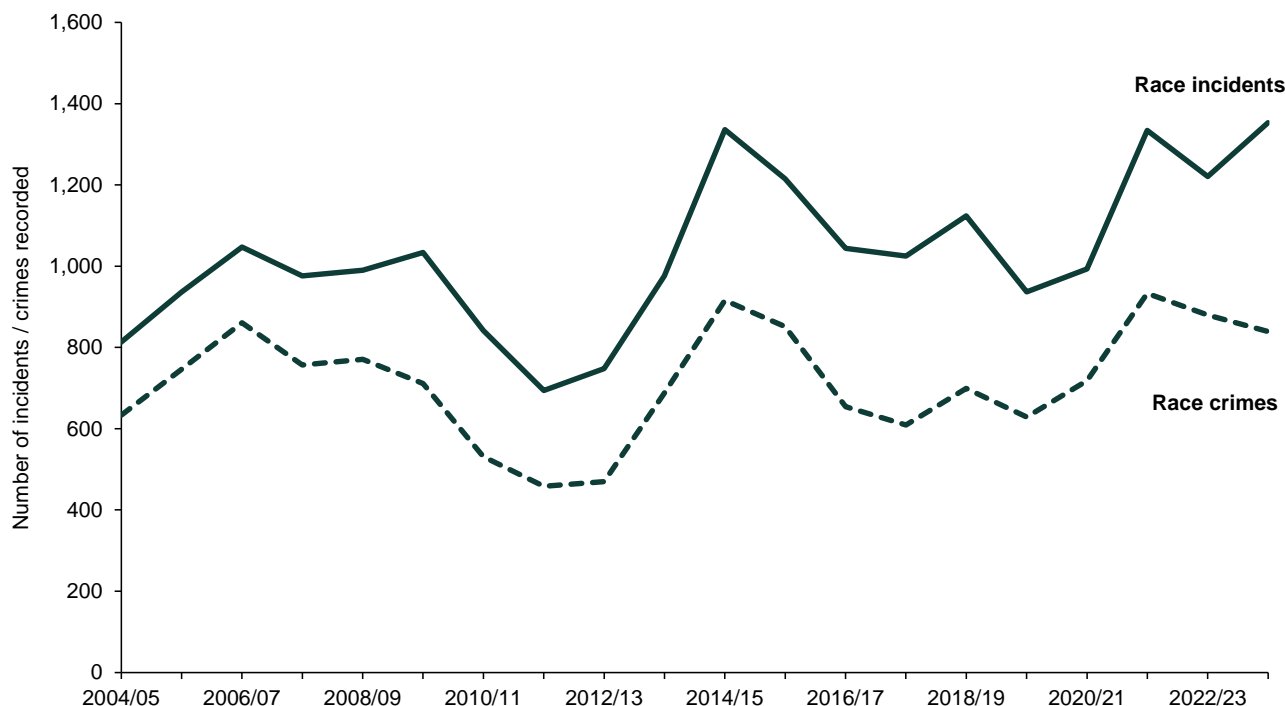
Additional figures on disability, faith/religion and transgender identity motivations are available in the accompanying spreadsheet Table 1 and Table 21.

A more detailed analysis of all hate motivation strands is available through the publication [Trends in Hate Motivated Incidents and Crimes Recorded by the Police in Northern Ireland 2004/05 to 2023/24 \(opens in a new window\)](#).

3. What is happening to levels of race incidents and crimes over the longer term?

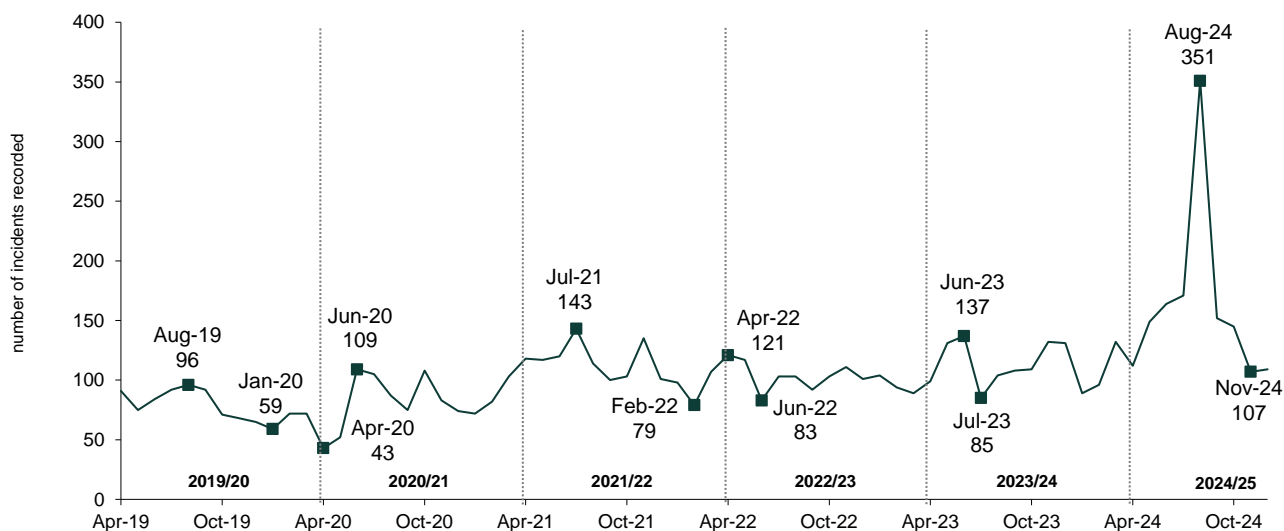
Following a decline in levels of race incidents and crimes between 2009/10 and 2011/12 increases were seen each year between 2011/12 and 2014/15. While levels subsequently trended downwards between 2014/15 and 2019/20, there was a sharp rise in the number of race incidents and crimes between 2020/21 and 2021/22. The number of race incidents fell back in 2022/23, but rose again in 2023/24 to reach the highest level in the data series. The number of race crimes, which fell in 2022/23, continued to decline in 2023/24 and fell to the sixth highest level in the data series.

Figure 1 Trends in race incidents and crimes recorded by the police since 2004/05



Prior 2019/20, race incidents reached their highest levels around September or October each year, with the lowest levels recorded between December and February. Since 2019/20 there has more variation in monthly levels of race incidents, with the highest and lowest levels spread out across the year. The period between May and October 2024 showed sustained higher levels of race incidents, with six of the eight highest monthly levels since the data series began in April 2004. A period of unrest contributed to the 351 race incidents recorded in August 2024, the highest monthly level in the data series. Figure 2 shows the pattern of race incidents over the last five financial years and the emerging pattern in the current financial year 2024/25.

Figure 2 Police recorded race incidents each month April 2019 to December 2024, showing highest and lowest levels in each financial year



4. What has been happening to levels of race incidents and crimes more recently?

In the 12 months from 1st January 2024 to 31st December 2024:

- There were higher levels of race incidents and crimes recorded when compared with the previous 12 months. [Table 2]
- There were 1,777 race incidents recorded by the police in Northern Ireland, 454 higher than for the previous 12 months, and the fourth highest 12 month figure since the data series began in 2004/05. [Table 2]
- The number of race crimes recorded by the police was 1,150, an increase of 292 on the previous 12 months, and the fourth highest 12 month figure since the data series began in 2004/05. [Table 2]
- There were 9 race incidents and 6 race crimes per 10,000 population¹, compared with 7 race incidents and 4 race crimes per 10,000 population in the previous 12 months.
- Race crimes represented 1.3% of all police recorded crime.
- There was an increase of 138 in violence against the person offences, while offences of theft, burglary and criminal damage rose by 133. All other offences increased from 17 to 38. [Table 2]
- The period between May and October 2024 showed sustained higher levels of race incidents, with six of the eight highest monthly levels in the data series. June, July and August consecutively recorded a new highest monthly level of race incidents, peaking at 351 incidents in August, which was more than twice the level recorded in July.

Figure 3 Race incidents recorded by the police, January 2023 to December 2024

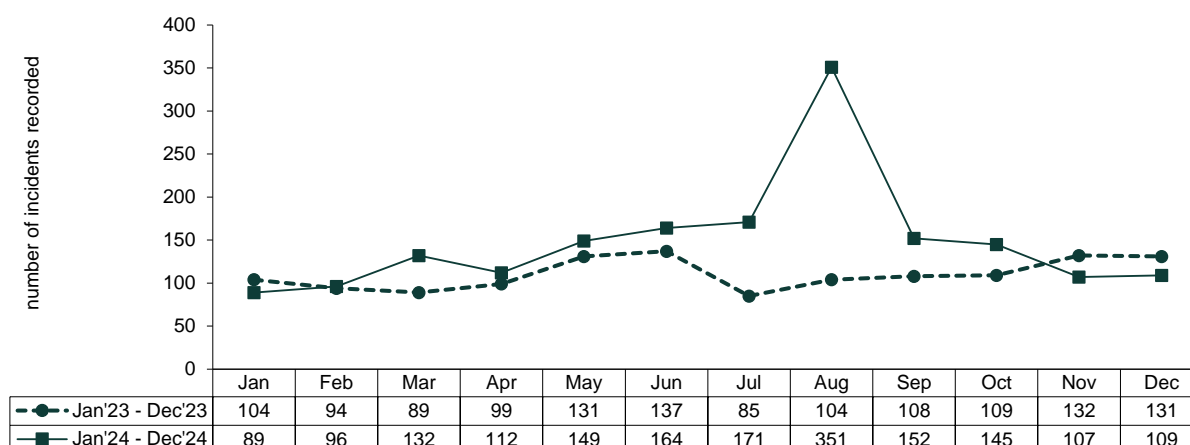
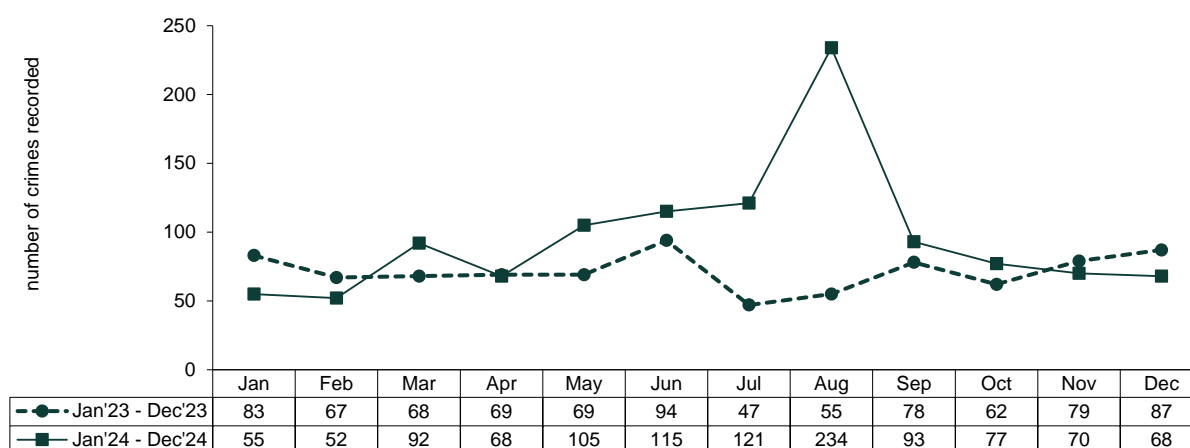


Figure 4 Race crimes recorded by the police, January 2023 to December 2024



¹ Crime per 10,000 population based on mid-year population estimate of 1,920,382 for 2023, the latest mid-year estimate available at time of compilation. Mid-year population estimates are available from the [NISRA website \(opens in a new window\)](#).

Table 2 Race incidents and crimes recorded by the police

	Jan'23-Dec'23	Jan'24-Dec'24
Incidents	1,323	1,777
Violence Against the Person Offences ¹	533	671
Theft (including burglary) & criminal damage	308	441
All other offences	17	38
Total crimes (race motivation)	858	1,150

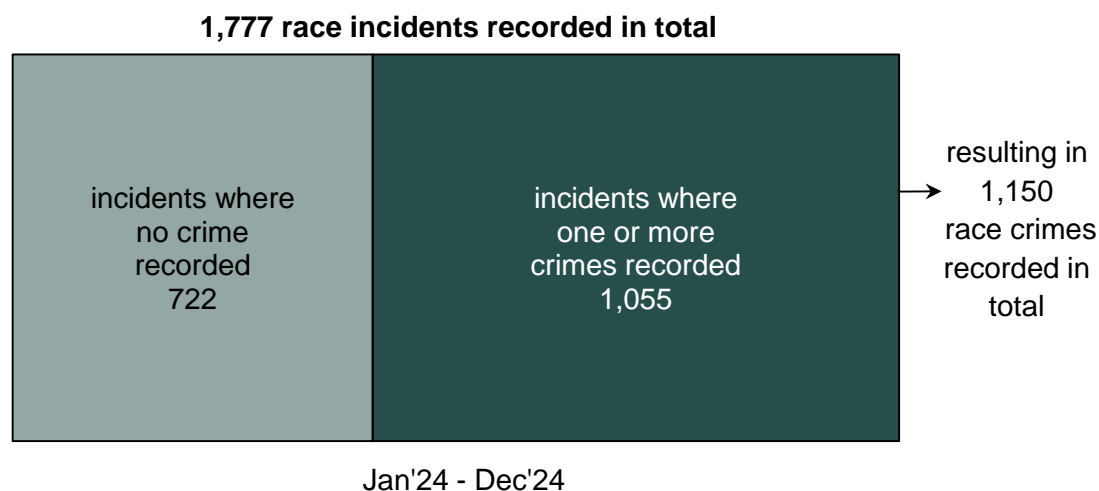
¹ Changes to recording practice for offences within Stalking and Harassment are included in the 'Points to Note in this Bulletin' section on page 4.

What is the difference between a race incident and race crime recorded by the police?

Not all race incidents will result in the recording of a crime, as what has occurred in the incident may not be of the level of severity that would result in a race crime being recorded. Some race incidents will result in multiple crimes being recorded. **Race crimes are included in the incident count and the two should not be added together.**

Figure 5 shows how race incidents are broken down into those with and without crimes.

In the twelve months to 31st December 2024 there were 1,777 incidents recorded by the police where there was a race motivation. Of these, there were 722 incidents which did not involve a crime (i.e. incidents where the circumstances did not amount to an offence being committed). The remaining 1,055 incidents involved one or more crimes (amounting to 1,150 race crimes in total). Around two in five incidents recorded in this time period did not result in a crime being recorded.

Figure 5 Racist incidents and crimes

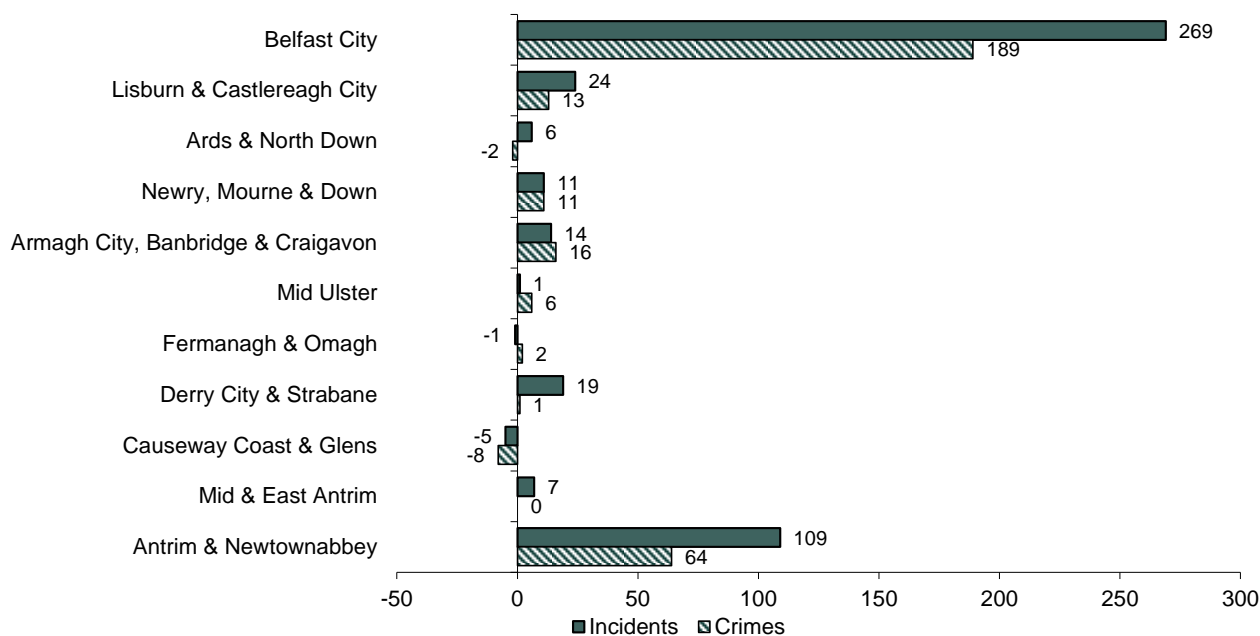
5. Race incidents and crimes - what has been happening in policing districts?

When comparing the current and previous 12 months, nine policing districts showed an increase in the number of race incidents while eight showed an increase in the number of race crimes. Belfast City policing district which, between January and December 2024, accounted for around half of all race incidents and crimes recorded in Northern Ireland, showed an increase in incidents (269) and crimes (189). [Table 3]

Table 3 Race incidents and crimes recorded by the police, by policing district

Policing district	Incidents Jan'23-Dec'23	Incidents Jan'24-Dec'24	Incidents change	Crimes Jan'23-Dec'23	Crimes Jan'24-Dec'24	Crimes change
Belfast City	617	886	269	415	604	189
Lisburn & Castlereagh City	68	92	24	42	55	13
Ards & North Down	85	91	6	41	39	-2
Newry, Mourne & Down	62	73	11	32	43	11
Armagh City, Banbridge & Craigavon	102	116	14	56	72	16
Mid Ulster	57	58	1	37	43	6
Fermanagh & Omagh	38	37	-1	22	24	2
Derry City & Strabane	99	118	19	66	67	1
Causeway Coast & Glens	48	43	-5	30	22	-8
Mid & East Antrim	63	70	7	48	48	0
Antrim & Newtownabbey	84	193	109	69	133	64
No district assigned	0	0	0	0	0	0
Northern Ireland	1,323	1,777	454	858	1,150	292

Figure 6 Change in police recorded race incidents and crimes by policing district, 12 months to December 2024 compared with the previous 12 months



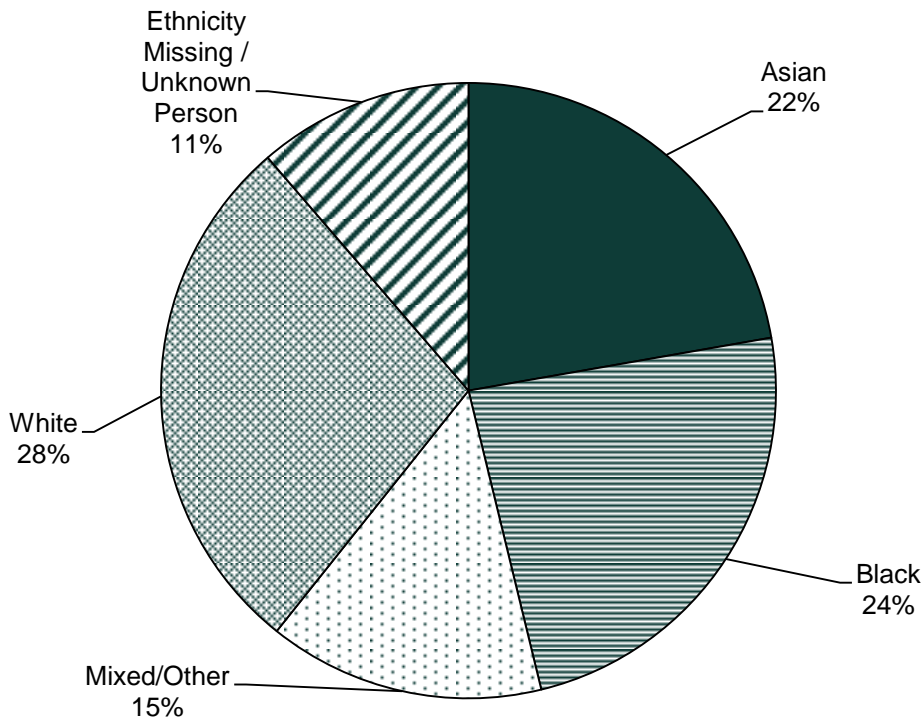
6. What are the ethnicities and nationalities of race crime victims?

Ethnicity: Different ethnicity classifications have been used within the PSNI crime recording systems since 2007/08. Table 12 in the [hate motivations spreadsheet for December 2024 \(opens in a new window\)](#) reflects race crimes by the ethnicity of the victim grouped by Asian, Black, Mixed/Other and White ethnicities. The historic classifications that are no longer available for selection on the NICHE system are separately identified. These may still be identified in the data where the victim details were recorded while the historic classifications were in use.

Nationality: Table 13 in the [hate motivations spreadsheet for December 2024 \(opens in a new window\)](#) shows the nationalities of victims of race crime. These figures are based on nationality only and do not take into account the victim's ethnicity.

Ethnicity and Nationality combined: Not all victims of the same nationality have the same ethnicity. This is particularly evident for those victims of race crimes who identify their nationality as UK and Ireland. Table 14 in the [hate motivations spreadsheet for December 2024 \(opens in a new window\)](#) shows the most frequently recorded victim nationalities for each ethnicity. This makes it possible to see, for example, the number of victims with UK and Ireland nationality who have Asian, Black or White ethnicity. This can also be seen in relation to a number of other nationalities.

Figure 7 Ethnicity of victims of race crimes, January 2024 to December 2024

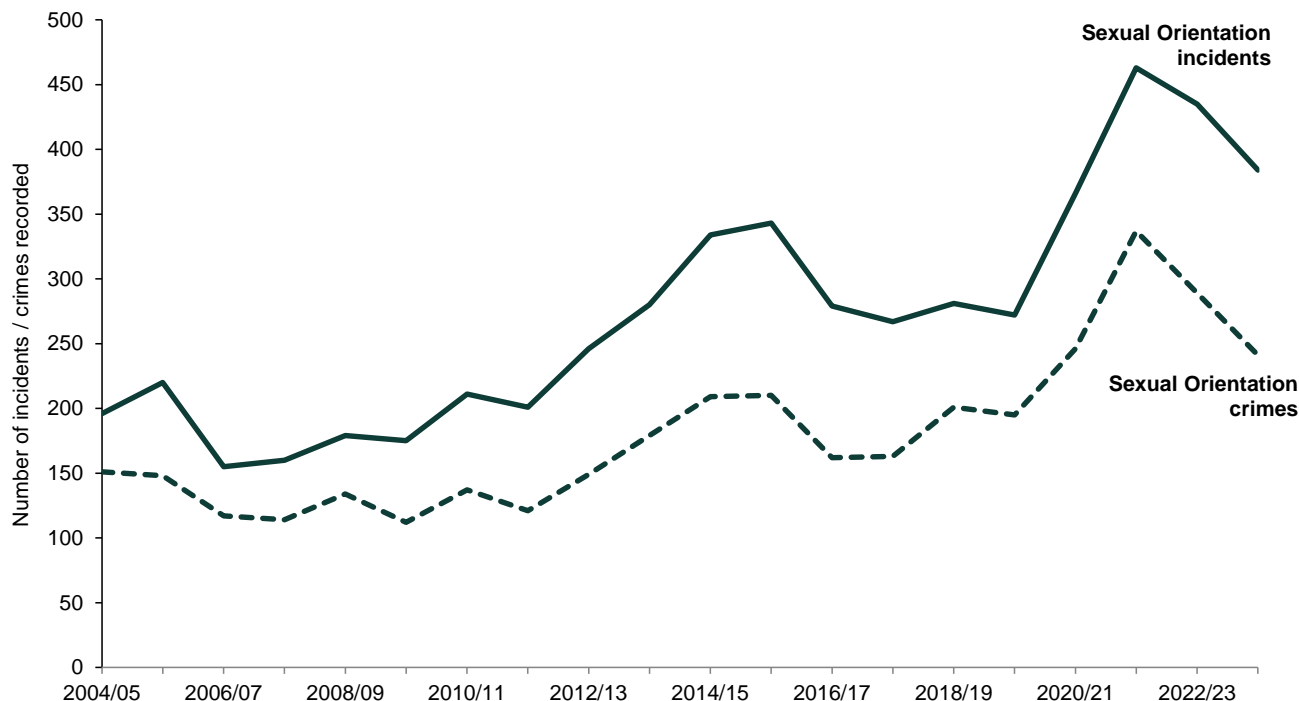


In 2023 PSNI reviewed all race crimes from 2021/22 and 2022/23 where the ethnicity or nationality of the victim was missing. In over 90 per cent of cases the ethnicity or nationality details could be identified and each record was updated accordingly. Following the completion of this exercise the proportion of race crimes where the victim's ethnicity was missing fell from 25% in both 2021/22 and 2022/23 to 2%, and the proportion of crimes where the victim's nationality was missing fell from 29% in 2021/22 and 28% 2022/23 to 2% in both years. In the 12 months to 31st December 2024, the proportion of crimes where the victim's ethnicity was missing was 11% and the proportion where the victim's nationality was missing was 14%.

7. What is happening to levels of sexual orientation incidents and crimes over the longer term?

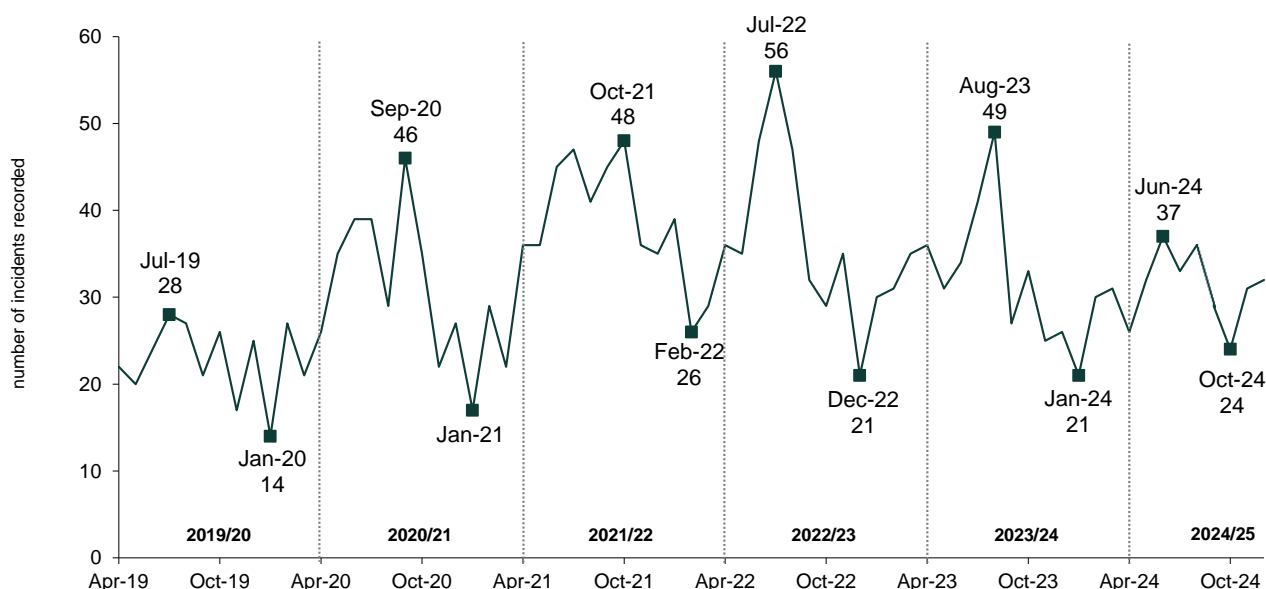
Sexual orientation motivated incidents and crimes generally increased between 2006/07 and 2015/16, while the period between 2016/17 and 2019/20 recorded levels that fell below those seen in 2015/16. There was a sharp increase in the number of sexual orientation motivated incidents and crimes in 2020/21 and 2021/22, followed by a decrease in both 2022/23 and 2023/4.

Figure 8 Trends in sexual orientation incidents and crimes recorded by the police since 2004/05



Sexual orientation incidents tend to reach a peak between May and September while lower levels tend to be seen between October and February. More than 40 incidents were recorded in each month June 2021 to October 2021, rather than a single month showing a 'peak' as seen in some previous years. Figure 9 shows the pattern of sexual orientation incidents over the last five financial years and the emerging pattern in the current financial year 2024/25.

Figure 9 Police recorded sexual orientation incidents each month April 2019 to December 2024, showing highest and lowest levels in each financial year



8. What has been happening to levels of sexual orientation incidents and crimes more recently?

In the 12 months from 1st January 2024 to 31st December 2024:

- There were 362 sexual orientation incidents recorded by the police in Northern Ireland, 36 fewer than the previous 12 months. [Table 4]
- The number of sexual orientation crimes recorded by the police was 217, a decrease of 32 on the previous 12 months. [Table 4]
- There were 2 sexual orientation incidents and 1 sexual orientation crime per 10,000 population², matching the rates recorded in the previous 12 months.
- Sexual orientation crimes represented 0.2% of all police recorded crime.
- There was a decrease of 26 in violence against the person offences, while offences of theft, burglary and criminal damage fell by 2. All other offences decreased from 8 to 4. [Table 4]

Figure 10 Sexual orientation incidents recorded by the police, January 2023 to December 2024

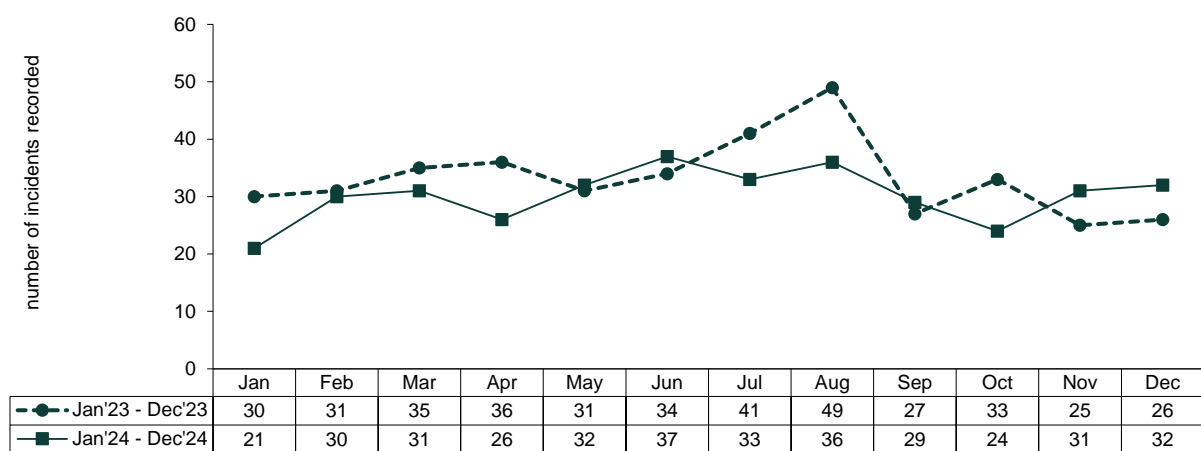
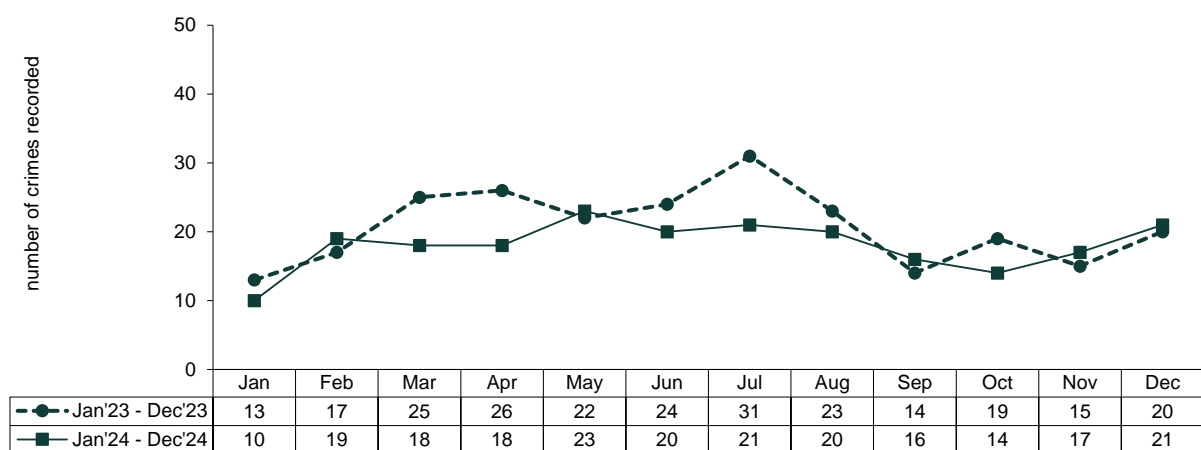


Figure 11 Sexual orientation crimes recorded by the police, January 2023 to December 2024



² Crime per 10,000 population based on mid-year population estimate of 1,920,382 for 2023, the latest mid-year estimate available at time of compilation. Mid-year population estimates are available from the [NISRA website \(opens in a new window\)](#).

Table 4 Sexual orientation incidents and crimes recorded by the police

	Jan'23-Dec'23	Jan'24-Dec'24
Incidents	398	362
Violence Against the Person Offences ¹	203	177
Theft (including burglary) & criminal damage	38	36
All other offences	8	4
Total crimes (sexual orientation motivation)	249	217

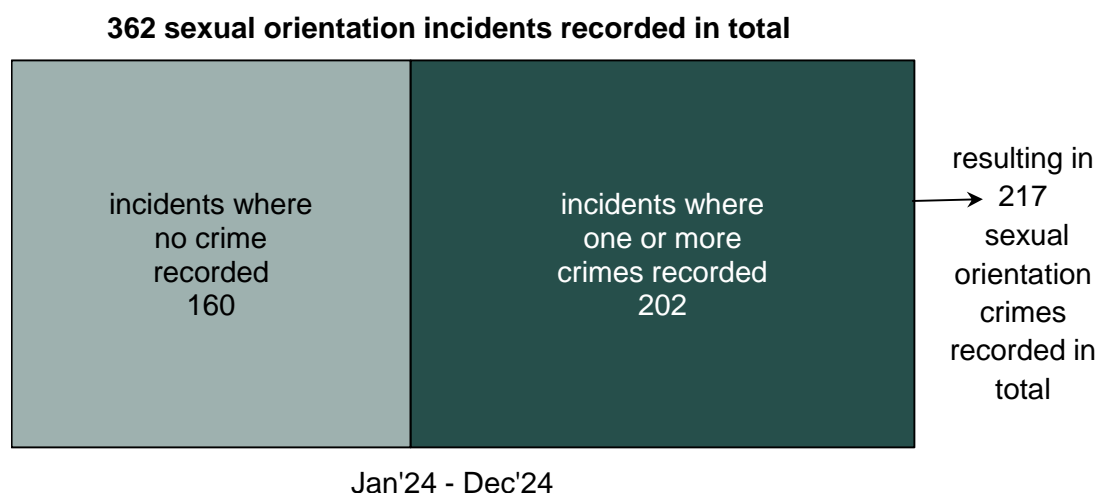
¹ Changes to recording practice for offences within Stalking and Harassment are included in the 'Points to Note in this Bulletin' section on page 4.

What is the difference between a sexual orientation incident and sexual orientation crime recorded by the police?

Not all sexual orientation incidents will result in the recording of a crime, as what has occurred in the incident may not be of the level of severity that would result in a sexual orientation crime being recorded. Some sexual orientation incidents will result in multiple crimes being recorded. **Sexual orientation crimes are included in the incident count and the two should not be added together.**

Figure 12 shows how sexual orientation incidents are broken down into those with and without crimes.

In the twelve months to 31st December 2024 there were 362 incidents recorded by the police where there was a sexual orientation motivation. Of these, there were 160 incidents which did not involve a crime (i.e. incidents where the circumstances did not amount to an offence being committed). The remaining 202 incidents involved one or more crimes (amounting to 217 sexual orientation crimes in total). Around two fifths of incidents recorded in this time period did not result in a crime being recorded.

Figure 12 Sexual orientation incidents and crimes

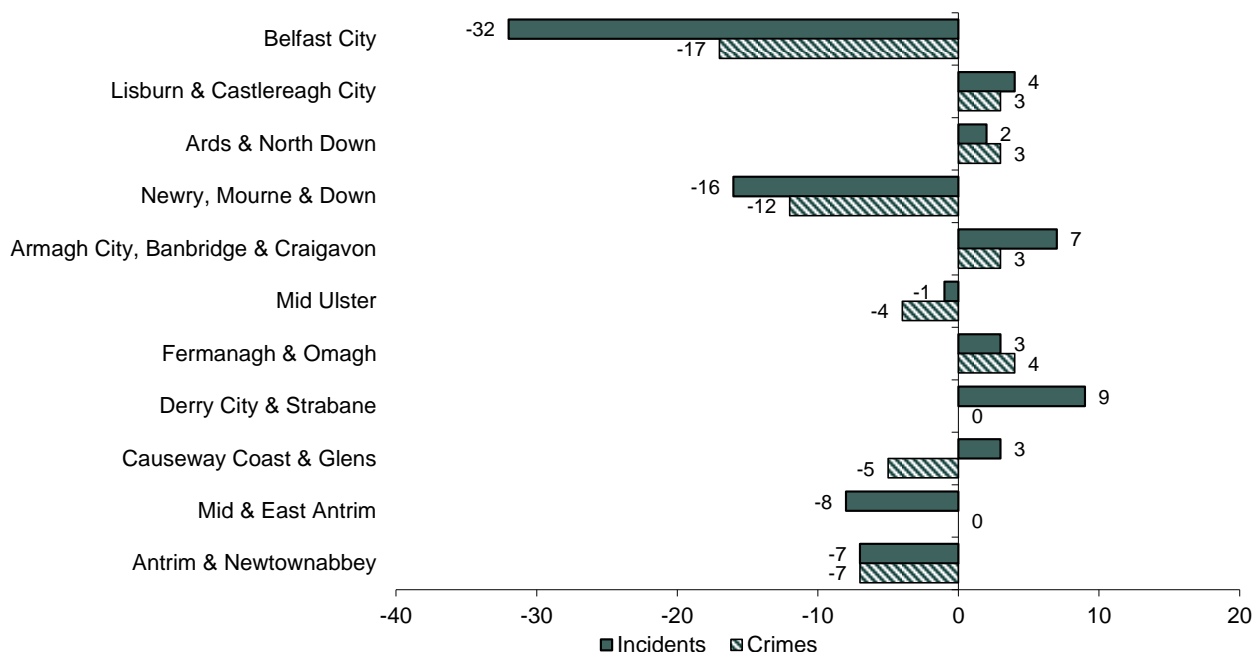
9. Sexual orientation incidents and crimes - what has been happening in policing districts?

When comparing the current and previous 12 months, six policing districts showed an increase in the number of sexual orientation incidents and five policing districts showed a decrease. Five policing districts showed a decrease in sexual orientation crimes and four showed an increase. Belfast City policing district, which accounts for around two fifths of sexual orientation incidents and crimes recorded in Northern Ireland, showed a decrease of 32 incidents and 17 crimes. [Table 5]

Table 5 Sexual orientation incidents recorded by police by policing district

Policing district	Incidents Jan'23-Dec'23	Incidents Jan'24-Dec'24	Incidents change	Crimes Jan'23-Dec'23	Crimes Jan'24-Dec'24	Crimes change
Belfast City	168	136	-32	101	84	-17
Lisburn & Castlereagh City	15	19	4	10	13	3
Ards & North Down	16	18	2	7	10	3
Newry, Mourne & Down	32	16	-16	22	10	-12
Armagh City, Banbridge & Craigavon	28	35	7	17	20	3
Mid Ulster	18	17	-1	16	12	-4
Fermanagh & Omagh	16	19	3	7	11	4
Derry City & Strabane	42	51	9	29	29	0
Causeway Coast & Glens	21	24	3	15	10	-5
Mid & East Antrim	25	17	-8	13	13	0
Antrim & Newtownabbey	17	10	-7	12	5	-7
No district assigned	0	0	0	0	0	0
Northern Ireland	398	362	-36	249	217	-32

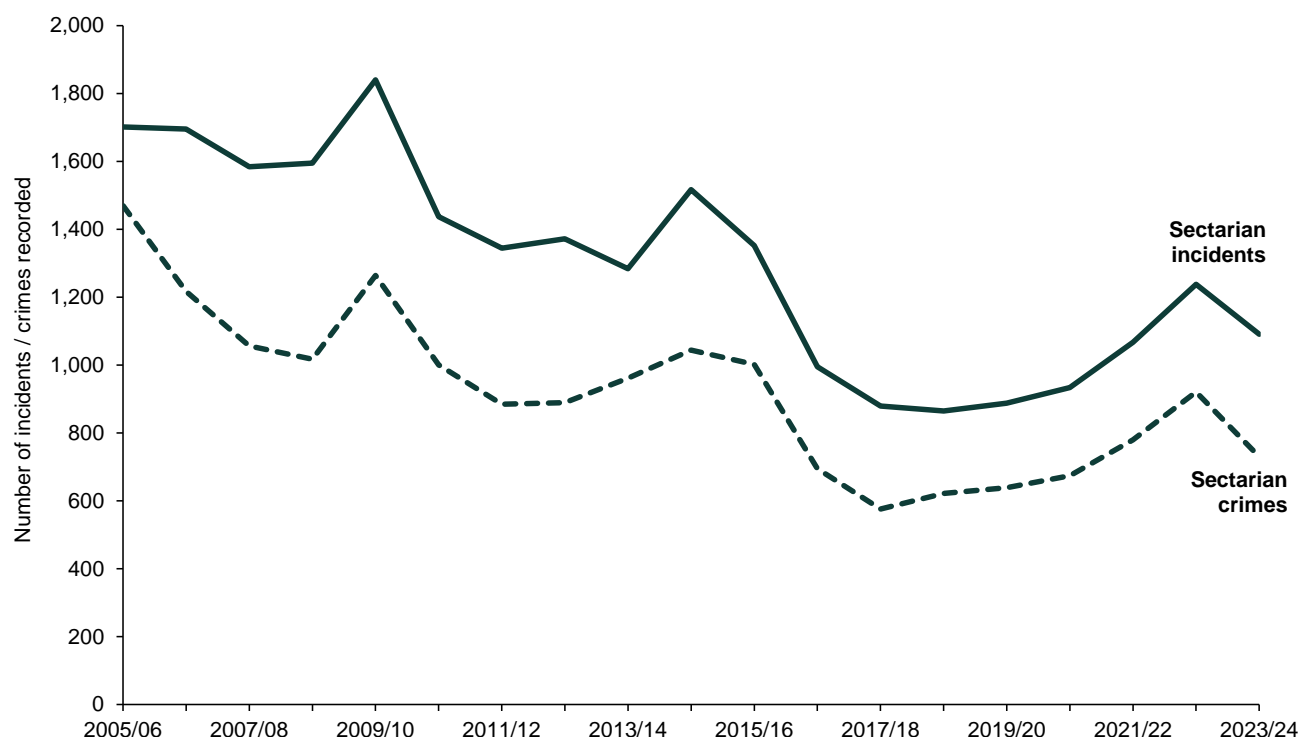
Figure 13 Change in police recorded sexual orientation incidents and crimes by policing district, 12 months to December 2024 compared with the previous 12 months



10. What is happening to levels of sectarian incidents and crimes over the longer term?

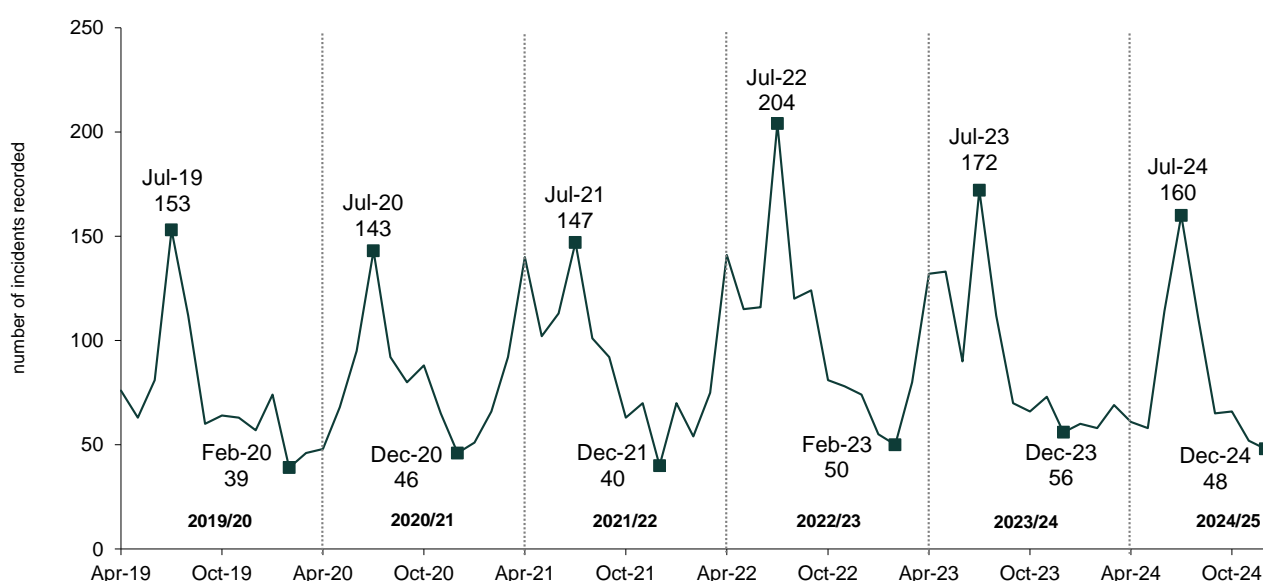
The number of sectarian incidents was at its highest level in 2009/10 with 1,840 incidents recorded. Levels generally fell between 2009/10 and 2018/19, which was the lowest financial year figure in the data series and less than half of the peak level recorded in 2009/10. The number of incidents increased in each year between 2018/19 and 2022/23 before falling in 2023/24. The number of sectarian crimes fell to its lowest level in 2017/18. Levels rose in each subsequent year up to 2022/23, before falling again in 2023/24. The crime level recorded in 2023/24 is 50 per cent lower than the highest level which was recorded in 2005/06.

Figure 14 Trends in sectarian incidents and crimes recorded by the police since 2005/06



Sectarian incidents tend to peak in July of each year and such levels may be closely linked to unrest during this period. The lowest levels tend to be recorded between October and February. Figure 15 shows the pattern of sectarian incidents over the last five financial years and the emerging pattern in the current financial year 2024/25.

Figure 15 Police recorded sectarian incidents each month April 2019 to December 2024, showing highest and lowest levels in each financial year



11. What has been happening to levels of sectarian incidents and crimes more recently?

In the 12 months from 1st January 2024 to 31st December 2024:

- There were 922 sectarian incidents recorded by the police in Northern Ireland, a decrease of 167 on the previous 12 months. [Table 6]
- The number of sectarian crimes recorded by the police fell to 582, a decrease of 163 on the previous 12 months. [Table 6]
- There were 5 sectarian incidents and 3 sectarian crimes per 10,000 population³, compared with 6 sectarian incidents and 4 sectarian crimes per 10,000 population in the previous 12 months.
- Sectarian crimes represented 0.6% of all police recorded crime.
- There was a decrease of 55 in violence against the person offences, while offences of theft, burglary and criminal damage fell by 95. All other offences decreased from 26 to 13. [Table 6]

Figure 16 Sectarian incidents recorded by the police, January 2023 to December 2024

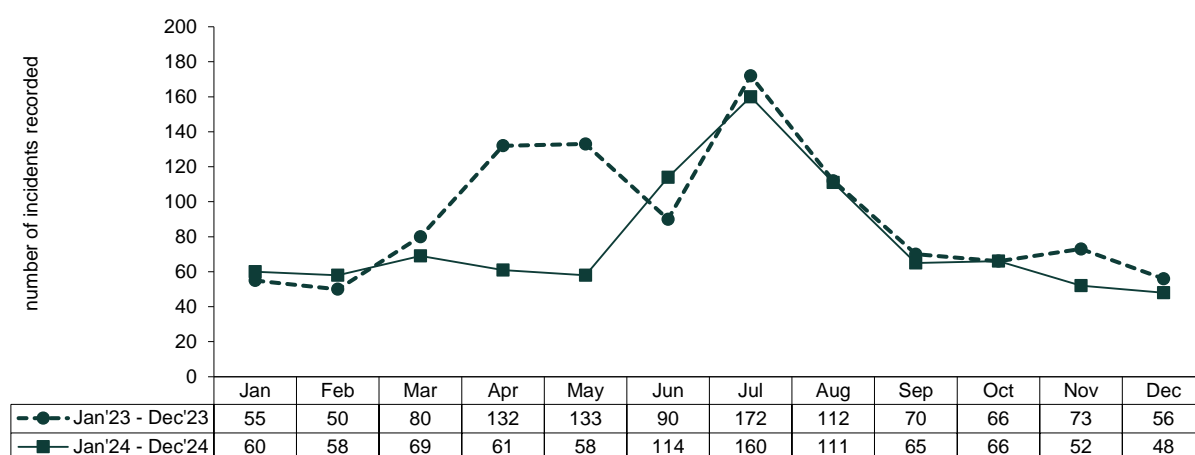
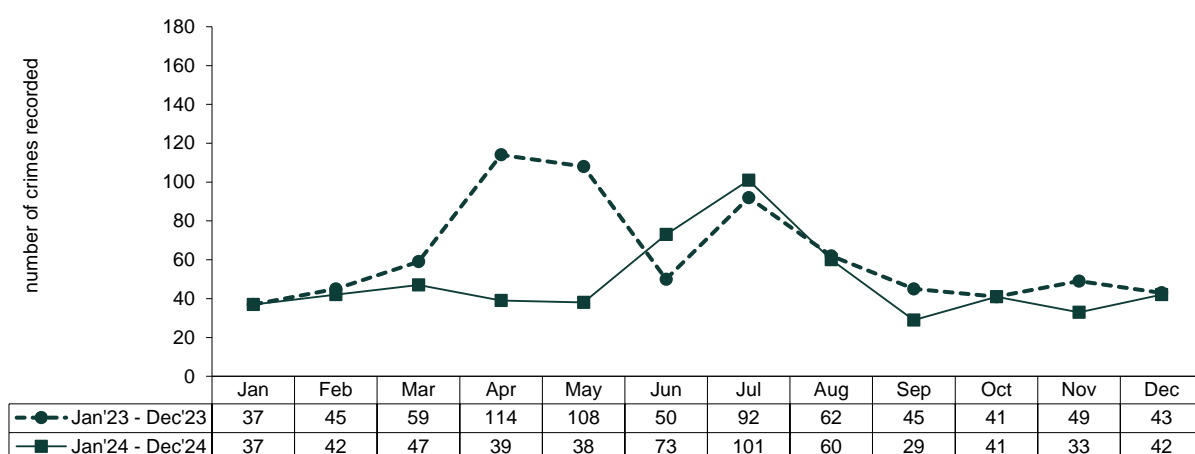


Figure 17 Sectarian crimes recorded by the police, January 2023 to December 2024



³ Crime per 10,000 population based on mid-year population estimate of 1,920,382 for 2023, the latest mid-year estimate available at time of compilation. Mid-year population estimates are available from the [NISRA website \(opens in a new window\)](#).

Table 6 Sectarian incidents and crimes recorded by the police

	Jan'23-Dec'23	Jan'24-Dec'24
Incidents	1,089	922
Violence Against the Person Offences ¹	360	305
Theft (including burglary) & criminal damage	359	264
All other offences	26	13
Total crimes (sectarian motivation)	745	582

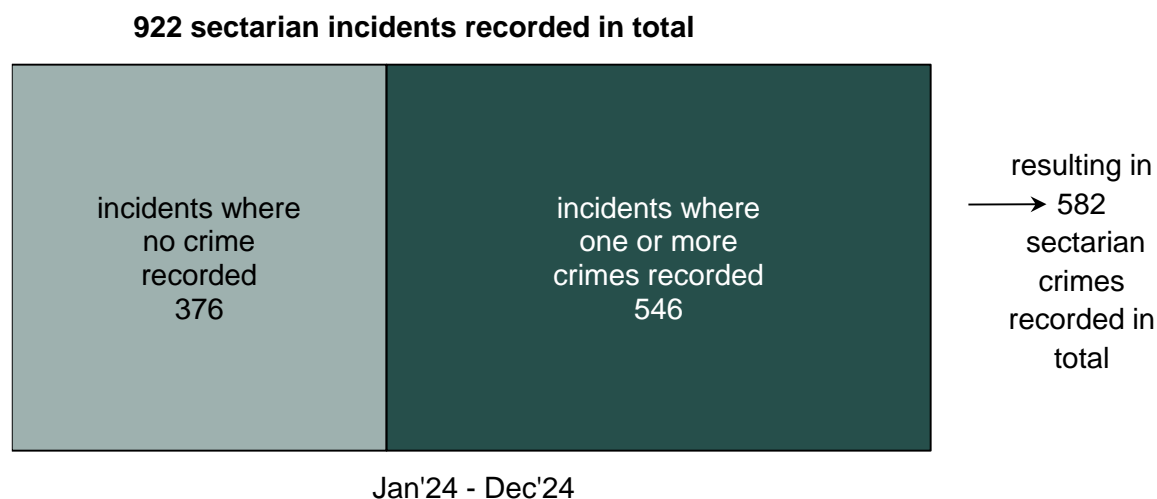
¹ Changes to recording practice for offences within Stalking and Harassment are included in the 'Points to Note in this Bulletin' section on page 4.

What is the difference between a sectarian incident and sectarian crime recorded by the police?

Not all sectarian incidents will result in the recording of a crime, as what has occurred in the incident may not be of the level of severity that would result in a sectarian crime being recorded. Some sectarian incidents will result in multiple crimes being recorded. Sectarian crimes are included in the incident count and the two should not be added together.

Figure 18 shows how sectarian incidents are broken down into those with and without crimes.

In the twelve months to 31st December 2024 there were 922 incidents recorded by the police where there was a sectarian motivation. Of these, there were 376 incidents which did not involve a crime (i.e. incidents where the circumstances did not amount to an offence being committed). The remaining 546 incidents involved one or more crimes (amounting to 582 sectarian crimes in total). Around two in five of all incidents recorded in this time period did not result in a crime being recorded.

Figure 18 Sectarian incidents and crimes

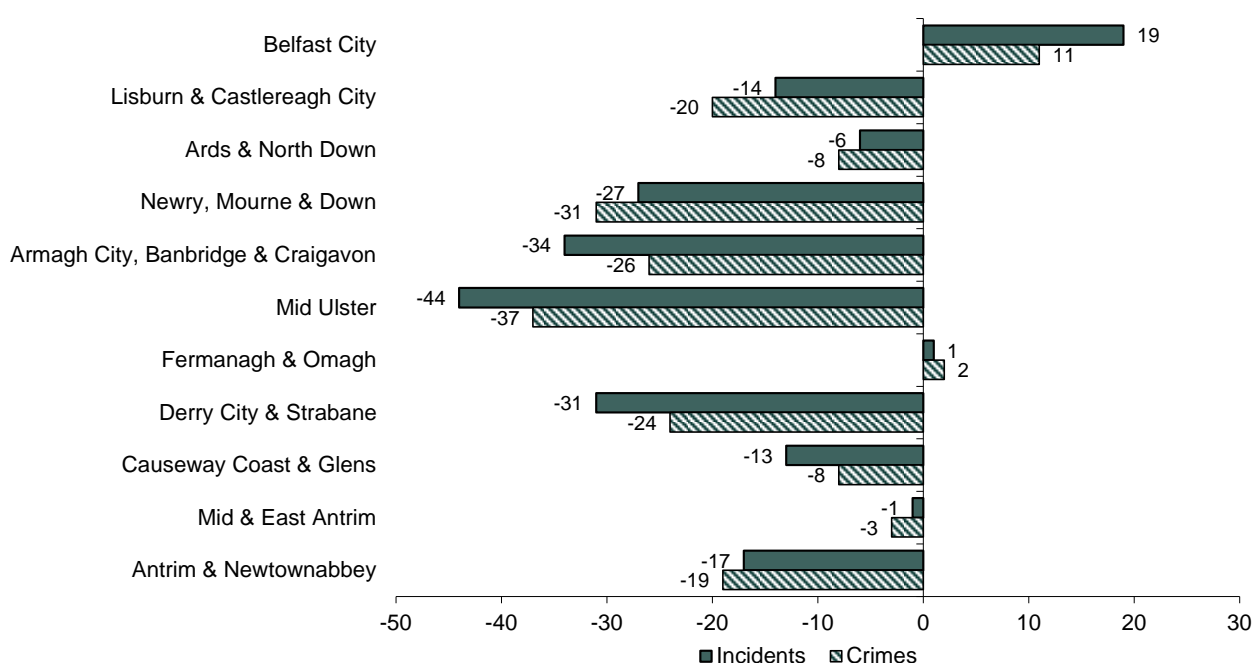
12. Sectarian Incidents and crimes - what has been happening in policing districts?

When comparing the current and previous 12 months, nine of the eleven policing districts showed a decrease in the number of sectarian incidents and crimes. Belfast City policing district, which accounts for around one in three of all sectarian incidents and crimes recorded in Northern Ireland during this time period, recorded 19 more incidents (319) and 11 more crimes (221). [Table 7]

Table 7 Sectarian incidents recorded by police by policing district

Policing district	Incidents Jan'23-Dec'23	Incidents Jan'24-Dec'24	Incidents change	Crimes Jan'23-Dec'23	Crimes Jan'24-Dec'24	Crimes change
Belfast City	300	319	19	210	221	11
Lisburn & Castlereagh City	77	63	-14	46	26	-20
Ards & North Down	43	37	-6	21	13	-8
Newry, Mourne & Down	65	38	-27	49	18	-31
Armagh City, Banbridge & Craigavon	105	71	-34	61	35	-26
Mid Ulster	95	51	-44	76	39	-37
Fermanagh & Omagh	52	53	1	37	39	2
Derry City & Strabane	159	128	-31	115	91	-24
Causeway Coast & Glens	60	47	-13	39	31	-8
Mid & East Antrim	39	38	-1	22	19	-3
Antrim & Newtownabbey	94	77	-17	69	50	-19
No district assigned	0	0	0	0	0	0
Northern Ireland	1,089	922	-167	745	582	-163

Figure 19 Change in police recorded sectarian incidents and crimes by policing district, 12 months to December 2024 compared with the previous 12 months



13. Attacks on symbolic premises

Attacks on symbolic premises are recorded where a crime has a sectarian motivation, where the premises is the intended target of the attack, and where the premises are one of the following; a church or chapel, a GAA or Ancient Order of Hibernians Hall, an Orange Hall or Apprentice Boys Hall, or a school. These figures are a subset of sectarian motivated crimes.

Table 8 Attacks on Symbolic Premises

Type of Symbolic Premises	Jan'23-Dec'23	Jan'24-Dec'24
Church or Chapel	*	*
GAA or Ancient Order of Hibernians Hall	*	*
Orange or Apprentice Boys Hall	8	11
School	*	*

* Cell suppression has been applied to ensure that the identity of individuals/organisations or any private information relating to them is not revealed.

14. Background and Data Quality

Data collection and data accuracy

The identification of a hate motivation is derived from a motivation 'tick box' on the system used by PSNI to record crime. The motivation is identified and completed by a police officer or member of police staff for each such reported incident or crime. The correct application of a hate motivation for all such incidents/crimes is not quality assured by the PSNI's Statistics Branch, but audits and data quality checks are routinely conducted in an attempt to ensure that any under or over-recording is corrected. Crimes with a hate motivation are included within the police recorded crime statistics for Northern Ireland and these crimes are recorded in compliance with the Home Office Counting Rules. A comprehensive validation and quality assurance process has been set in place to ensure that the numbers and types of crimes being recorded meet the standards set down in these rules. Details of the data quality checks and processes that PSNI has in place are available in section 4 of the [User Guide to Police Recorded Crime Statistics in Northern Ireland \(opens in a new window\)](#).

Annual Revisions: Revisions to previously published annual data in respect of hate motivated crimes were applied for the first time to financial year figures released in May 2018. The revisions take account of crime cancellations and sanction outcomes identified since the previous annual publication. The revisions take account of crime cancellations and sanction outcomes identified since the previous annual publication. Revisions of this nature will next be applied in May 2025. Further guidance on crime cancellation can be found in the [Home Office Counting Rules for Recorded Crime \(opens in a new window\)](#).

How the data is used

Hate motivation statistics have been collated by PSNI in their current format since 2004/05. They are used widely within PSNI as management information and to inform policy and performance. The figures are also used by government departments and other voluntary and statutory agencies to inform debate and policy development regarding hate crime in Northern Ireland.

Additional data available to accompany this release

This release provides an overview of hate motivated incidents and crimes recorded by the police in the 12 months to December 2024. Additional Tables are available on the PSNI website to supplement the information contained in this bulletin. The data is available in both excel spreadsheet and open document spreadsheet formats on the [hate motivation section of the PSNI website \(opens in a new window\)](#).

Web links to other information you may be interested in

Further details on Police Recorded Crime statistics, including those with a hate motivation, are available in the [User Guide to Police Recorded Crime Statistics in Northern Ireland \(opens in a new window\)](#). This is a reference guide with explanatory notes regarding the issues and classifications which are key to the production and presentation of police recorded crime statistics.

Hate Motivation Annual Trends in Northern Ireland: Annual figures on incidents and crimes with a hate motivation recorded by the police from 2004/05 to 2023/24 are available in the publication [Trends in Hate Motivated Incidents and Crimes Recorded by the Police in Northern Ireland 2004/05 to 2023/24 \(opens in a new window\)](#).

[Police Recorded Crime Statistics \(opens in a new window\)](#): These statistics are updated on a monthly basis; an annual trends bulletin is also published.

[Crime Outcomes \(opens in a new window\)](#): The latest publication presenting the wider outcomes framework within PSNI and summarising the outcomes that have been assigned to crimes recorded by the police between 2015/16 and 2023/24 was published on 29 November 2024. The publication includes a section on outcomes relating to hate motivated crimes.

[NISRA Data Portal \(opens in a new window\)](#): Access to a range of geographic areas for hate motivated incidents and crimes recorded by the police (annual totals only) is available through the NISRA Data Portal. These figures are updated on an annual basis.

Hate Crime in England & Wales: [Hate Crime in England & Wales 2023-24 \(opens in a new window\)](#) is published by the Home Office. There are some key differences in presentation of hate crime within England & Wales compared with Northern Ireland that should be considered. Further details are provided in Section 9 of the Annual Trends bulletin (see link above).

Copies of other PSNI publications are available from the [PSNI website \(opens in a new window\)](#).