



Department of
**Agriculture, Environment
and Rural Affairs**
www.daera-ni.gov.uk



INVESTOR IN PEOPLE

Northern Ireland

Agricultural Market Report

An Accredited Official Statistics Publication

Volume 88 Quarter 1 **(2025)**

Enquiries to: Paul Keatley
Economics and Evaluations Branch
Clare House
303 Airport Road West
Belfast
BT3 9ED

Telephone (028) 90524938
Email aeb.econstats@daera-ni.gov.uk
This report is also available Free of
Charge on the Department's website -
www.daera-ni.gov.uk
If you have a hearing difficulty you can contact the
Department via the textphone on (028) 90524420



An Accredited Official Statistics publication

The UK Statistics Authority has confirmed these statistics as accredited official statistics. Accredited official statistics are called National Statistics in the Statistics and Registration Service Act 2007. Accreditation signifies production is in accordance with this act and that these statistics comply with the Code of Practice for Statistics. Further details can be found on - [Office for Statistics Regulation website.](https://www.statistics.gov.uk/about)

@ Crown Copyright 2025

An Accredited Official Statistics publication

1. FINISHED CATTLE (pence per kg deadweight)

Average deadweight prices from meat plants for EU price reporting purposes.

Week ending:15 Feb 25

Steers	No.	Price	% change from		Young Bulls	No.	Price	% change from	
			08 Feb 25	10 Feb 24				08 Feb 25	10 Feb 24
U2	135	594.80	+3.6%	+22.9%	U2	62	580.60	+4.1%	+23.4%
U3	161	597.20	+3.5%	+22.9%	U3	20	580.50	+2.6%	+23.7%
U4	10	591.30	+3.3%	+22.2%	R2	139	572.00	+3.2%	+23.7%
R3	765	591.90	+3.0%	+22.2%	R3	88	574.30	+3.1%	+23.1%
R4	158	593.60	+3.3%	+22.5%	O2	135	553.90	+3.0%	+23.7%
O3	780	582.30	+2.8%	+22.8%	O3	78	561.10	+2.6%	+23.9%
O4	109	589.90	+3.9%	+24.0%	All Grades	592	565.30	+2.9%	+24.0%
All Grades	2,788	585.80	+3.3%	+23.2%					
Heifers					Cows				
U2	52	595.00	+3.2%	+22.2%	R3	60	510.70	+5.4%	+41.9%
U3	161	597.30	+3.2%	+22.1%	R4	33	501.60	+2.0%	+39.1%
U4	36	592.90	+3.1%	+22.2%	O2	85	476.70	+4.8%	+40.0%
R2	87	588.70	+3.2%	+23.4%	O3	193	476.60	+5.2%	+40.4%
R3	770	591.00	+2.8%	+22.2%	O4	84	477.00	+4.5%	+40.6%
R4	350	591.90	+2.9%	+23.1%	P2	371	434.80	+4.5%	+47.2%
O2	91	568.60	+3.1%	+22.4%	P3	187	450.30	+3.2%	+41.8%
O3	693	580.30	+2.9%	+22.5%	All Grades	1,546	442.80	+5.9%	+46.0%
O4	313	584.80	+2.7%	+23.2%					
All Grades	2,727	584.30	+2.9%	+22.6%					

2. FINISHED CLEAN SHEEP (pence per kg deadweight)					Week ending:15 Feb 25				
Average deadweight prices from both liveweight & deadweight centres.					Lambs	-	-	-	-
					Hoggets	4,955	680.19	+1.9%	+22.9%
						4,955	680.19	+1.9%	+22.9%

3. FINISHED CLEAN PIGS (pence per kg deadweight)					Week ending:15 Feb 25				
Estimated average deadweight prices.						200.64	-0.7%	-4.2%	

4. BROILER CHICKENS (pence per kg liveweight)					Week ending:15 Feb 25				
Average liveweight producer prices from poultry slaughterers (All bird types).						-	-	-	

5. HAY, STRAW & SILAGE (£ per bale)				Month:Dec 24					
		% change from				% change from			
	Price	Nov 24	Dec 23		Price	Nov 24	Dec 23		
Hay (small square)	3.60	-4.8%	+10.8%	Straw (small square)	2.75	+0.0%	-14.9%		
Silage	29.50	+0.9%	+0.6%	Straw (large round)	29.25	+5.7%	+21.9%		

6. POTATOES (£ per tonne)

		Month:	Dec 24	% change from	
			Price	Nov 24	Dec 23
Average ex-farm producer prices, including potatoes sold under contract, from a survey of processors & merchants.		First earlies	-	-	-
		Washing Sample	298.13	-4.4%	-16.5%
		Processing	263.70	+9.0%	-4.9%
		Merchant trade	-	-	-

7. CEREALS (£ per tonne)

		Week ending:	15 Feb 25	% change from	
				08 Feb 25	10 Feb 24
Delivered price as quoted in AHDB NI Market Report.		Wheat	221.00	-0.5%	+11.6%
		Barley	205.00	+1.5%	+12.0%

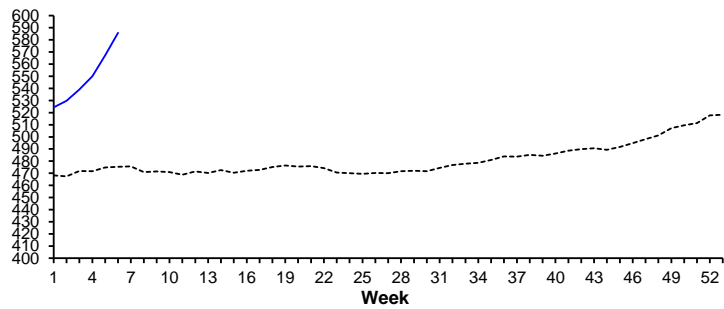
8. BREEDING AND STORE LIVESTOCK (£ per head)

			Week ending:	15 Feb 25	% change from	
			Number	Price Range	Av. Price	08 Feb 2510 Feb 24
STORE CATTLE	Steers:	150-300 kg	130	580-1470	993	-1.5%+16.9%
		300-400 kg	188	780-1700	1,295	+1.4%+25.9%
		400-500 kg	356	915-1970	1,602	+8.5%+30.3%
		Over 500 kg	340	1380-2910	1,928	+3.5%+21.7%
	Heifers:	150-300 kg	142	600-1390	938	+0.5%+28.1%
		300-400 kg	210	620-1640	1,177	+1.1%+22.8%
		400-500 kg	220	950-1890	1,499	+6.1%+27.1%
		Over 500 kg	172	980-2570	1,848	+3.2%+23.4%
SUCKLED CALVES	Steers:	Under 200 kg	24	430-970	644	-6.6%-
		Over 200 kg	350	500-1960	1,301	-0.9%+25.6%
	Heifers:	Under 200 kg	21	510-980	664	+2.6%-
		Over 200 kg	325	570-1690	1,160	-3.9%+28.6%
BREEDING CATTLE	Dairy:	Cows/heifers in milk	9	1580-2580	2,163	+51.6%+44.3%
		Cows in calf	-	-	-	-
		Springing heifers	-	-	-	-
	Sucklers:	Cows/heifers & calf at foot	23	1540-3500	2,467	+4.1%+52.7%
		Cows in calf	-	-	-	-
		Springing heifers	8	1250-2200	1,686	-10.3%+61.4%
OTHER CATTLE	Cull cows for slaughter		330	460-2871	1,500	+11.4%+51.7%
	Dropped calves for rearing		988	40-1100	405	+14.6%+49.6%
BREEDING SHEEP	Ewes/Hoggets:	Blackface/Blackface cross	204	52-252	186.90	+63.7%+36.6%
		Other Breeds	36	60-255	234.83	+10.8%+44.0%
	Ewe Lambs:	Blackface/Blackface cross	54	48-114	91.19	-
		Other Breeds	38	60-132	122.71	-11.1%-
	Ewes/Hoggets with Lamb(s) at Foot:	Blackface/Blackface cross	7	208-210	208.28	-
		Other Breeds	35	129-342	208.26	-10.4%-1.0%
OTHER SHEEP	Cull Ewes:	Blackface/Blackface cross	443	28-230	105.08	+2.3%+34.0%
		Other Breeds	769	2-286	138.94	+5.1%+55.1%
	Cull rams		25	75-228	125.56	-10.8%+44.4%
	Store lambs		1265	50-415	130.72	+4.8%+25.3%

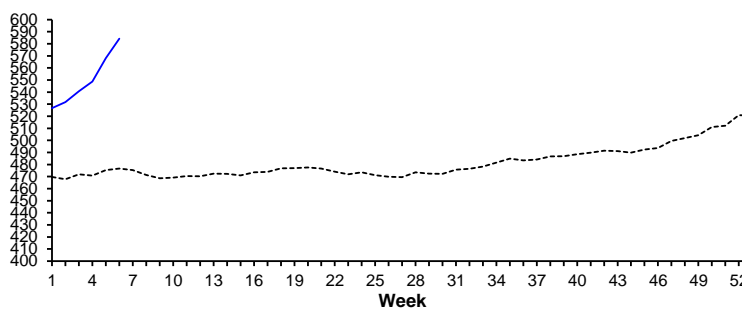
PRICE TRENDS 2024-2025



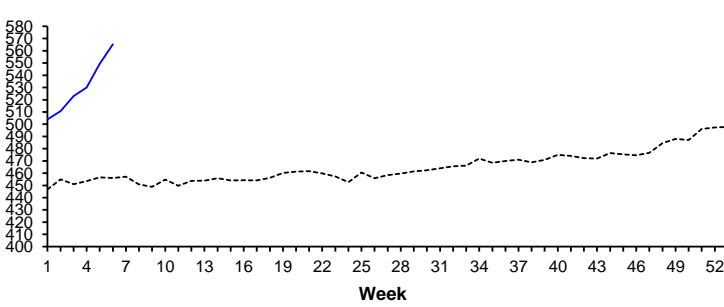
FINISHED STEERS - Deadweight prices (pence/kg)



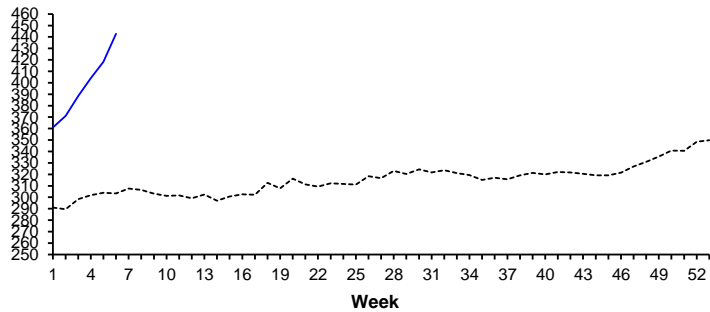
FINISHED HEIFERS-Deadweight prices (pence/kg)



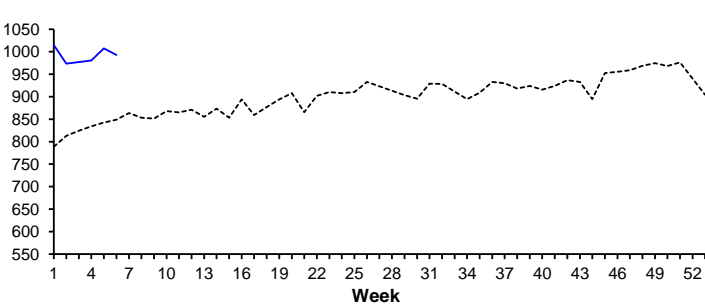
FINISHED YOUNG BULLS - Deadweight prices (pence/kg)



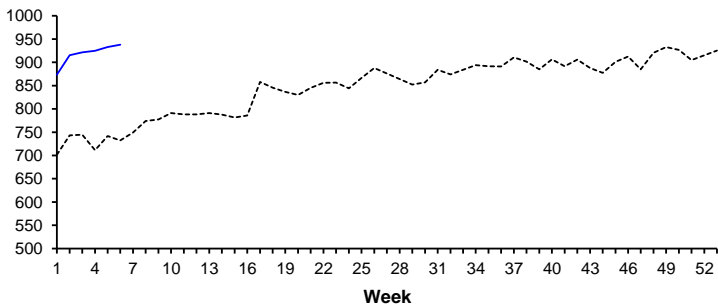
FINISHED COWS - Deadweight prices (pence/kg)



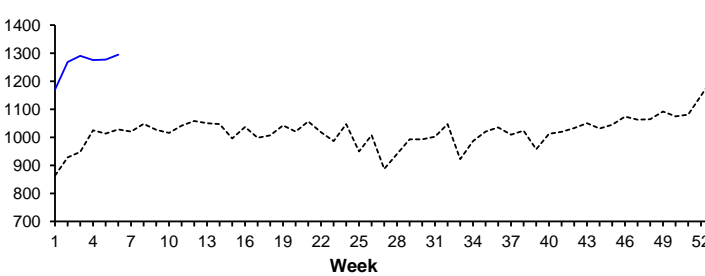
STORES - Av.price of steers 150-300 kg (£/head)



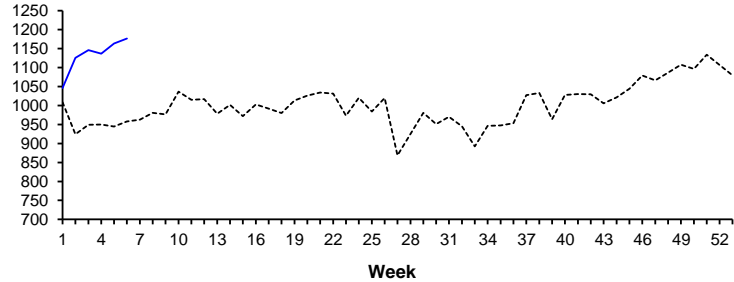
STORES - Av.price of heifers 150-300 kg (£/head)



STORES - Av.price of steers 300-400 kg (£/head)

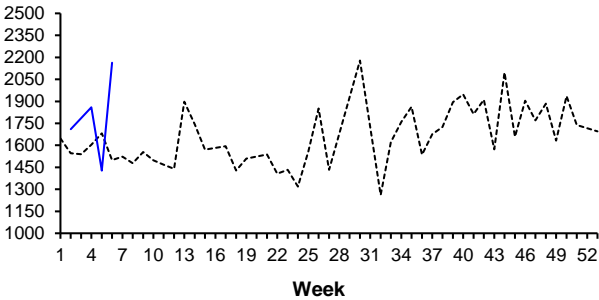


STORES - Av.price of heifers 300-400 kg (£/head)

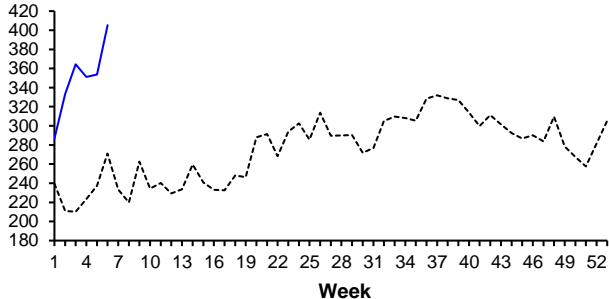




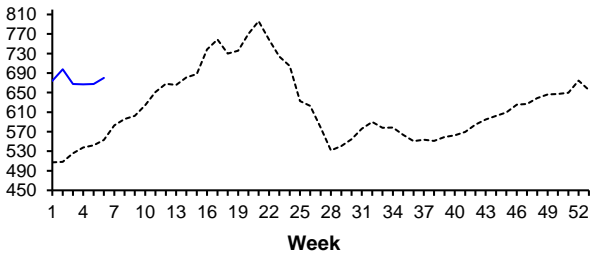
DAIRY COWS & HEIFERS IN MILK (£/head)



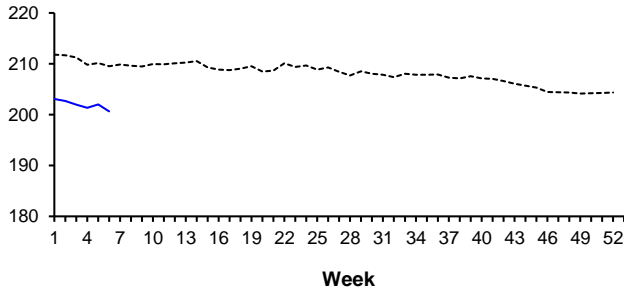
DROPPED CALVES (£/head)



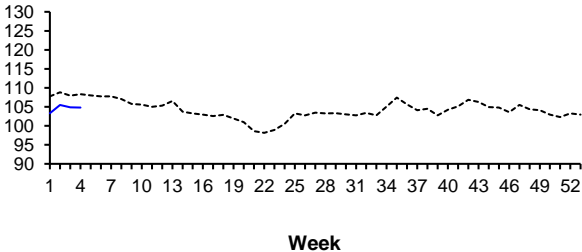
FINISHED SHEEP - Deadweight price (pence/kg)



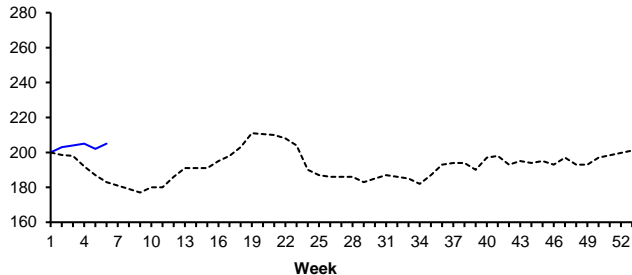
FINISHED PIGS - Deadweight price (pence/kg)



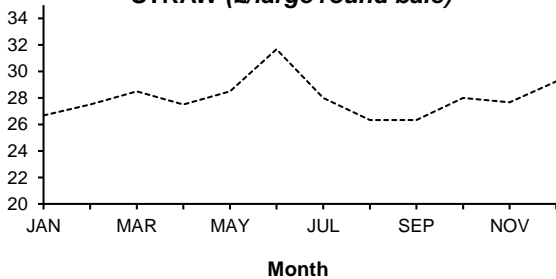
BROILER CHICKENS - Liveweight price (pence/kg)



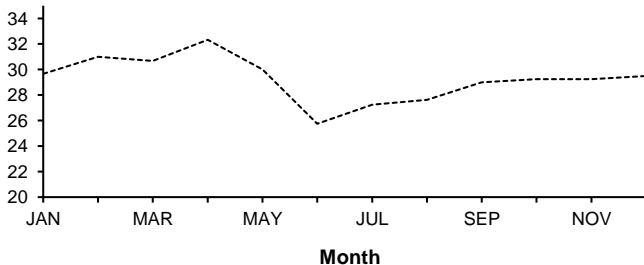
BARLEY - Delivered price (£/tonne)



STRAW (£/large round bale)



SILAGE (£/bale)



Notes : All graphs are based on average prices published in DAERA's weekly Agricultural Market Report.
All week numbers are based on a calendar year.