

2024



Department for
Infrastructure

An Roinn

Bonneagair

Department für

Infrastructure

www.infrastructure-ni.gov.uk

Statutory Consultations Annual Performance Report

This is the fourth annual performance report highlighting the performance of statutory consultees in the planning process. This report provides details of the volume of statutory consultation that has taken place during 2023/24 with comparative information for earlier years. The figures contained in this report are extracted from the Planning Portals, are management information, and should not be treated or considered as official statistics.

*****THE INFORMATION IN THIS REPORT IS NOT CONSIDERED OFFICIAL STATISTICS AND SHOULD NOT BE QUOTED AS SUCH*****



Contents

Summary infographic	3
Introduction.....	4
Statutory consultations	4
Planning Applications Received.....	5
Statutory consultations response times.....	7
2023/24 in more detail – statutory consultee analysis.....	11
User guidance	19

Planning Statutory Consultations 2023/24

Statutory consultations, for the purposes of this report, are consultations marked as 'Statutory' for application types 'full', 'outline' and 'reserved matters' on the Planning Portals

Statutory consultations raised

Number of statutory consultations raised



22,224

statutory consultations were raised in 2023/24. Of these:



20,776
(93%)

were on local applications



1,437
(6%)

were on major applications



11
(**<0.1%**)

were on regional applications

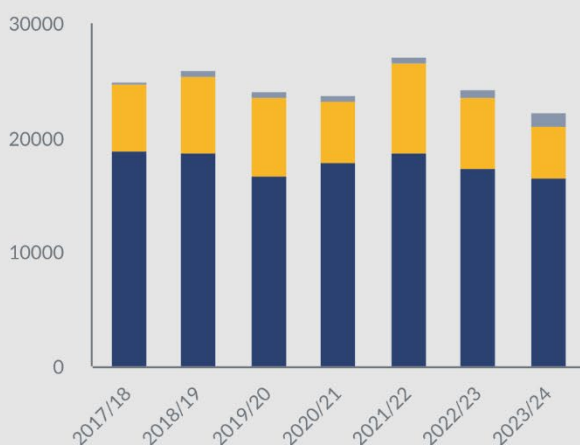
Statutory consultations response times



74%

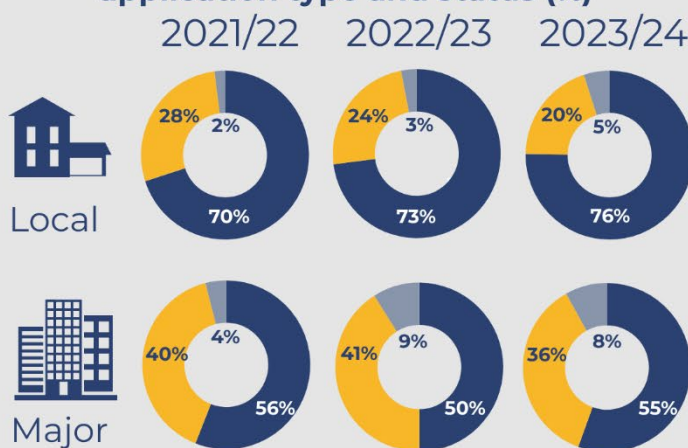
of statutory consultations in 2023/24 were responded to on time (i.e. within the 21-day response target or the extended target)

Number of responses to statutory consultations received by status



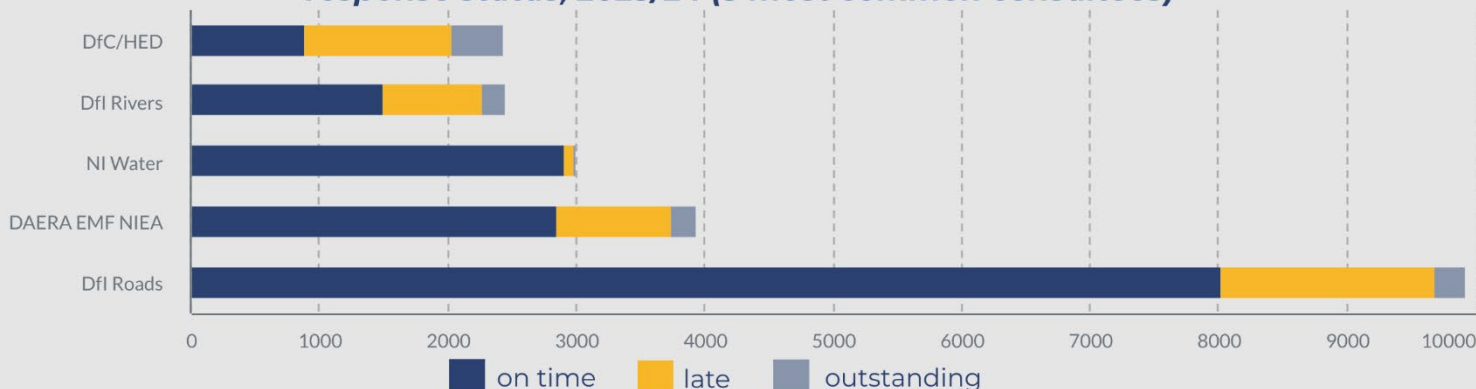
■ on time ■ late ■ outstanding

Responses to statutory consultations received by application type and status (%)



Statutory consultees

Number of responses to statutory consultations received by statutory consultee and response status, 2023/24 (5 most common consultees)



■ on time ■ late ■ outstanding

The information in this report is not considered official statistics and should not be quoted as such

Statutory Consultations Annual Performance Report – 2023/24

Introduction

This is the fourth annual performance report highlighting the performance of statutory consultees in the planning process. This report provides details of the volume of statutory consultation that has taken place during 2023/24 with comparative data from earlier years.

This is the first annual report to be produced for statutory consultation since the introduction of the two new Planning Portals. It is important therefore to note that finalised data for 2022/23 is presented in this report.

The Planning Portals were introduced in June (Mid Ulster) and December 2022 (all other planning authorities) and will have had some impact on the quality of the data for level of consultation and the management of consultation responses. This impact whilst considered to be minimal may cause some changes at lower levels of data disaggregation. This should be borne in mind when using data from 2022/23.

The figures contained in this report are extracted from the Planning Portals, are management information, and should not be treated as official statistics.

Statutory consultations

During 2023/24 (1 April 2023 to 31 March 2024) there were 39,975 consultations/advice queries raised with 73% (29,051) of these consultations sent to key statutory consultees¹. Of the 29,051 consultations/advice queries raised with statutory consultees, 76% (22,224) were deemed to be statutory consultations², with the remainder largely made up of consultations on full applications (2,313), discharge of conditions (1,316), pre application discussions (1,135), listed building consents (625), advertising (571) and outline applications (443).

The number of statutory consultations raised by application type is reported in Table 1. The series is available from 2017/18.

Table 1 below shows the number of statutory consultations sent to key statutory consultees annually from 2017/18. In 2019/20 and 2020/21 the level of consultations was lower when compared with 2018/19. It is likely that some of the decrease recorded in late 2019/20 and continuing into early 2020/21 related to the reduction in the number of planning applications received over the same period, because of the coronavirus (COVID-19) pandemic.

Over the data series available, the level of statutory consultation was greatest in 2021/22 with 27,191 statutory consultations sent to key statutory consultees. Since this peak the level of statutory consultation has declined with the 22,224 consultations recorded in 2023/24. This marks the lowest number of consultations received annually over the last seven years. See Table 1 and Chart 1 for further information.

¹ See [User Guidance](#) for a list of key statutory consultees.

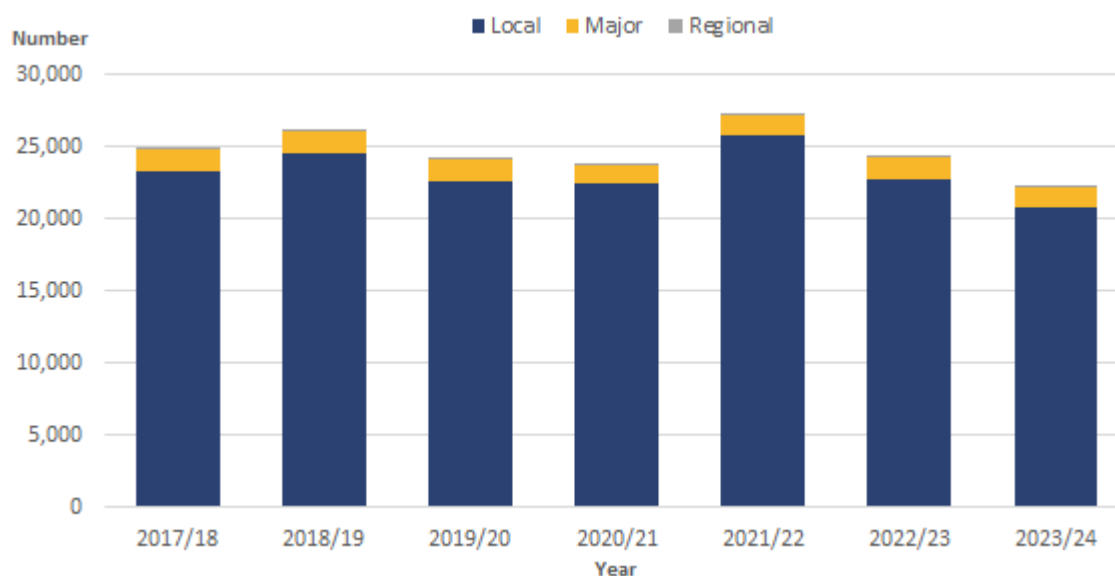
² A statutory consultation for the purpose of this report is a consultation marked as 'Statutory' for application types 'full', 'outline' and 'reserved matters' for the statutory consultees listed in the [User Guidance](#) section.

Table 1: *Number of statutory consultations raised by planning application type*

Year	Local	Major	Regional	Total
2017/18	23,368	1,506	21	24,895
2018/19	24,570	1,477	2	26,049
2019/20	22,603	1,479	8	24,090
2020/21	22,402	1,308	11	23,721
2021/22	25,825	1,364	2	27,191
2022/23	22,776	1,487	26	24,289
2023/24	20,776	1,437	11	22,224

Note: A statutory consultation for the purpose of this report is a consultation marked as 'Statutory' for application types 'full', 'outline' and 'reserved matters' for the statutory consultees listed in the [User Guidance](#) section.

Ninety-three percent of statutory consultations raised in 2023/24 related to local planning applications. This was similar to the previous year.

Chart 1: *Number of statutory consultations raised by planning application type*

Planning Applications Received

The number of planning applications received between 2017/18 and 2020/21 by the twelve planning authorities was relatively stable, with 99% of all planning applications received being local applications. In 2021/22 there was an increase with 13,600 applications received, the highest annual number since 2011/12. This was followed with a decline to 11,217 planning applications in 2022/23 and a further decline in 2023/24 to 10,025. The number of planning applications received in 2023/24 was the lowest since records began in 2002/03.

Table 2: Number of planning applications received by planning application type

Year	Local	Major	Regional	Total
2017/18	12,770	161	2	12,933
2018/19	12,404	137	0	12,541
2019/20	12,058	149	0	12,207
2020/21	12,709	123	1	12,833
2021/22	13,454	145	1	13,600
2022/23	11,072	144	1	11,217
2023/24	9,870	154	1	10,025

Source: DfI Northern Ireland Planning Statistics

The ratio of all planning applications received against all statutory consultations issued is 1 to 2. Focussing on major and regionally significant, the ratio is 1 to 10 based on the last five years of data. See Table 3 below for more detail.

Table 3: Ratio of planning applications received against statutory consultations raised³ within each financial year by planning application type

Year	Local	Major/Regionally Significant	Combined Overall Ratio
2017/18	2	9	2
2018/19	2	11	2
2019/20	2	10	2
2020/21	2	11	2
2021/22	2	9	2
2022/23	2	10	2
2023/24	2	10	2

³ Some consultations within each financial year will relate to planning applications that have been received in an earlier financial year. Although the counts of planning applications received, and statutory consultations raised within a given period are not directly related it provides an indicative picture of the level of statutory consultation taking place on planning applications.

Statutory consultations response times

During 2023/24 the proportion of statutory consultations responded to on-time⁴ was 74%, this rate increased from the 72% recorded on-time in 2022/23. Over the series reported, response rates on-time were highest in 2017/18 with 76% reporting on-time and lowest in 2021/22 (69%). It is noteworthy that a much higher level of statutory consultation was carried out in 2021/22 (27,191) when compared to other years in the series and the overall response rate was 69%. Chart 2 below shows the number of responses to statutory consultations by response status.

Chart 2: Number of responses to statutory consultations received by response status

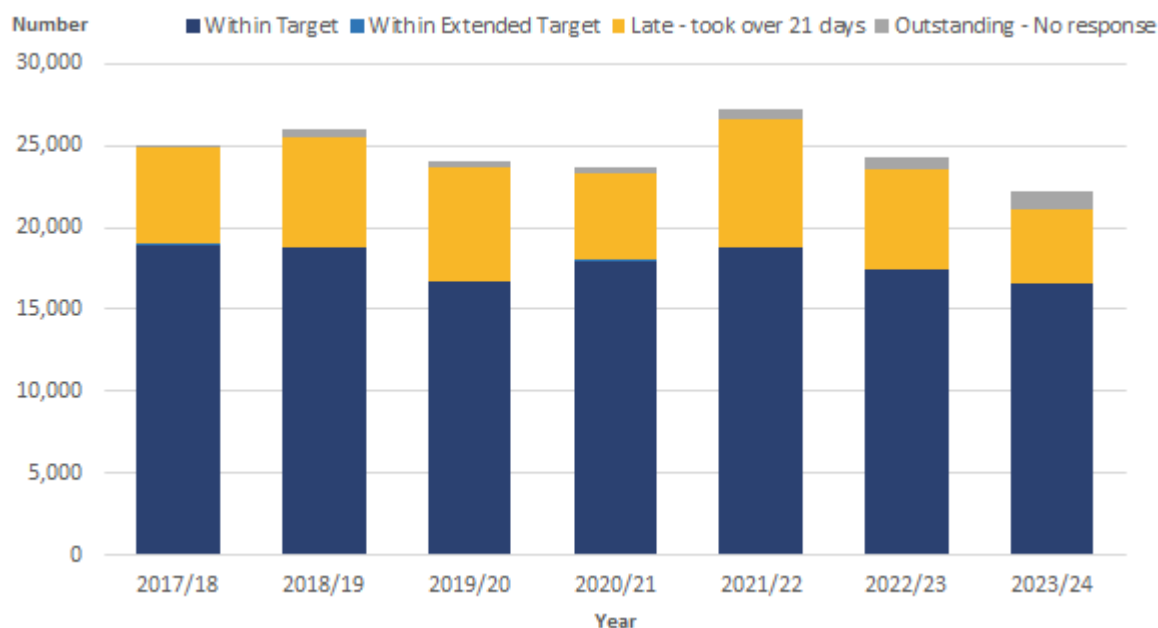
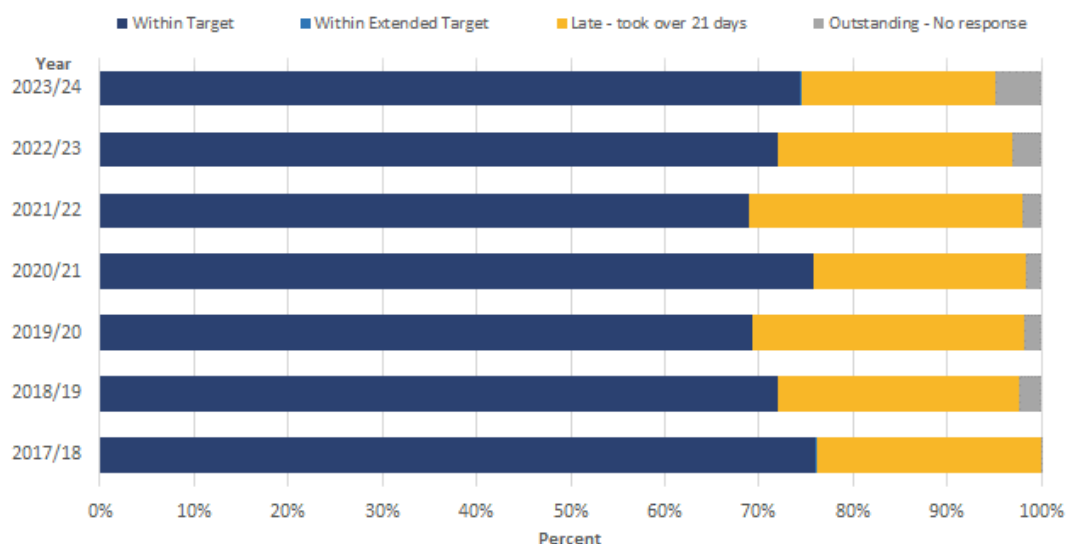


Chart 3: Responses to statutory consultations received by response status (proportions)



⁴ Includes those responded to within the 21-day target and the extended target, where applicable.

The response rate for statutory consultations responded to on-time⁵ varies from year to year. In broad terms the annual response rate on-time over the last seven years ranged between 69-76% for all statutory consultations. For consultations related to local planning applications the response rate on-time ranged between 70-77%, and for consultations related to major planning applications ranging between 50-65%.

In 2023/24 74% of responses to statutory consultations were on-time, with locals reported at 76%, majors at 55% and regionally significant at 27%. See Charts 4a, 4b and 4c for detail of annual performance.

Chart 4a: *Responses to statutory consultations received for local planning applications by response status (proportions)*

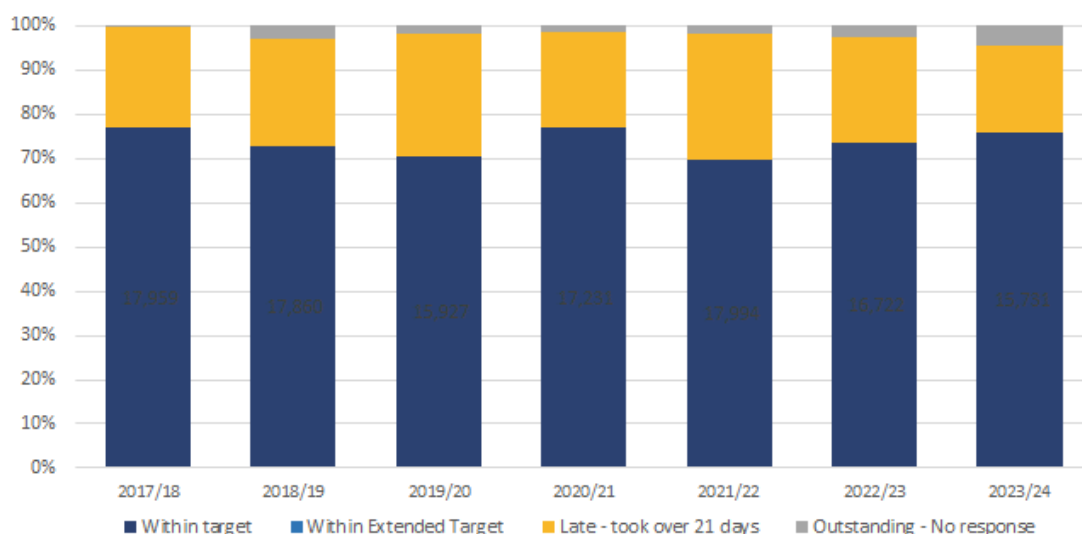
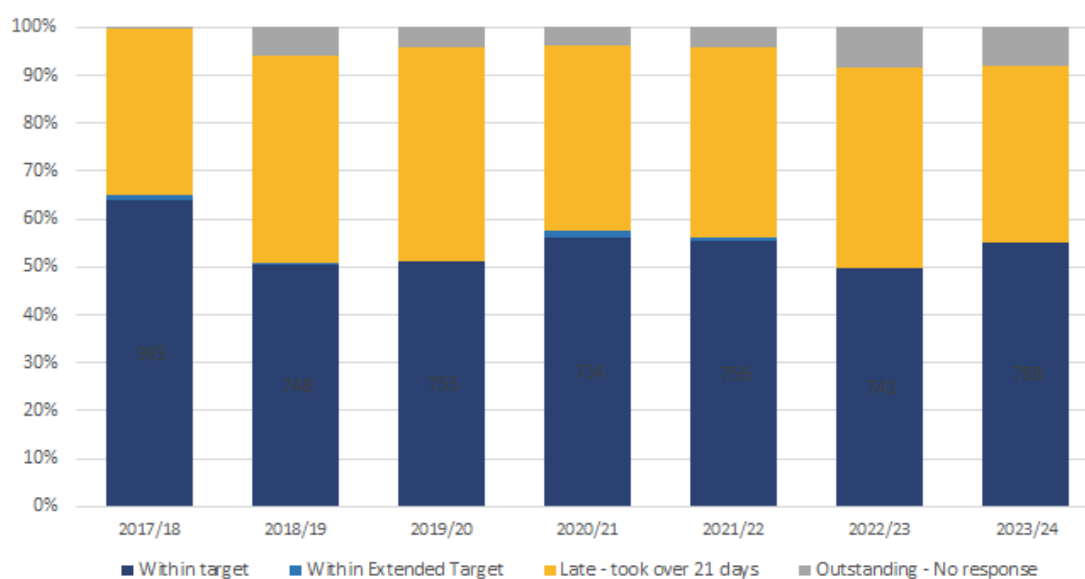
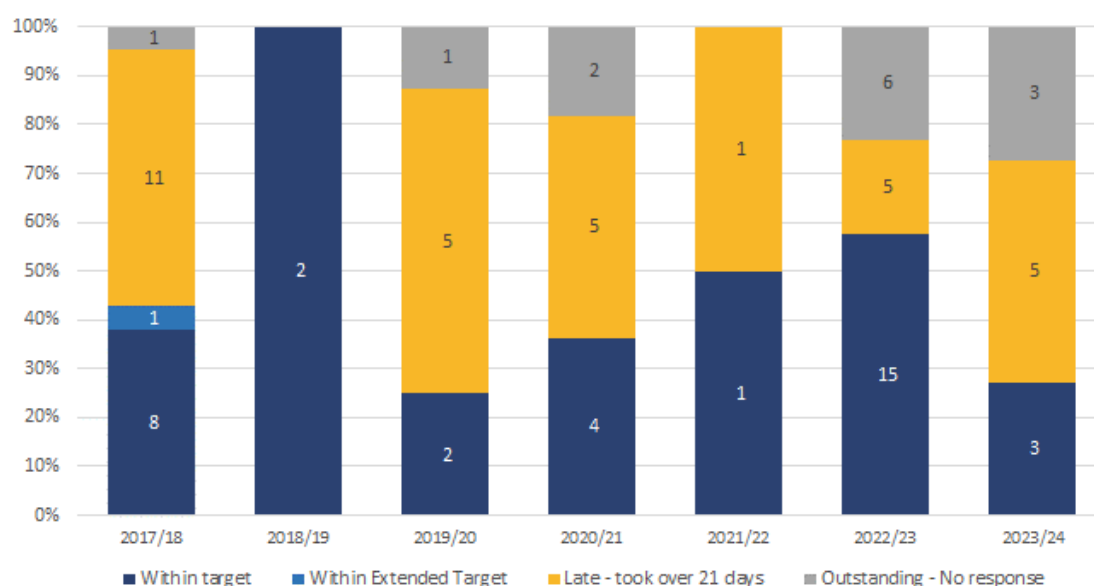


Chart 4b: *Responses to statutory consultations received for major planning applications by response status (proportions)*



⁵ Includes those responded to within the 21-day target and the extended target, where applicable.

Chart 4c: *Responses to statutory consultations received for regionally significant planning applications by response status (proportions)*



Note: due to the small numbers of responses to statutory consultations on regionally significant ('regional') applications, associated proportions reported in the above chart should be treated with caution; the numbers of such responses have been included as data labels.

Tables 4 (a-c) below provides an annual breakdown for 2023/24 by statutory consultee and planning application type. For each statutory consultee the tables 4(a-c) report the number of statutory consultations received by statutory consultees for regionally significant, major and local planning applications respectively and the percentage responded to on-time alongside response status counts.

Table 4a: *Statutory consultation on regionally significant planning applications 2023/24*

Statutory Consultee	Within Target	Within Extended Target	Late - took over 21 days	Outstanding - No response	Total	% on-time
DfI Roads	0	0	1	0	1	0%
DAERA EMF NIEA	1	0	1	2	4	25%
DfI Rivers	0	0	1	1	2	0%
DfC/HED	0	0	1	0	1	0%
HSENI	1	0	0	0	1	100%
Belfast International Airport	0	0	1	0	1	0%
Belfast City Airport	1	0	0	0	1	100%
Regionally Significant Total	3	0	5	3	11	27%

Table 4b: Statutory consultation on major planning applications 2023/24

Statutory Consultee	Within Target	Within Extended Target	Late - took over 21 days	Outstanding - No response	Total	% on-time
DfI Roads	302	1	135	33	471	64%
DAERA EMF NIEA	106	0	182	30	318	33%
DfI Rivers	151	8	96	24	279	57%
NI Water	146	0	8	1	155	94%
DfC/HED	40	0	89	25	154	26%
HSENI	4	0	6	3	13	31%
DfE/GSNI	12	0	3	1	16	75%
Belfast International Airport	16	0	3	0	19	84%
Belfast City Airport	2	0	0	0	2	100%
NIHE	9	0	1	0	10	90%
Major Total	788	9	523	117	1,437	55%

Table 4c: Statutory consultation on local planning applications 2023/24

Statutory Consultee	Within Target	Within Extended Target	Late - took over 21 days	Outstanding - No response	Total	% on-time
DfI Roads	7,714	5	1,531	211	9,461	82%
DAERA EMF NIEA	2,745	1	706	171	3,623	76%
DfI Rivers	1,324	11	679	158	2,172	61%
NI Water	2,772	0	58	22	2,852	97%
DfC/HED	850	0	1,061	372	2,283	37%
HSENI	47	0	11	9	67	70%
DfE/GSNI	41	0	12	1	54	76%
Belfast International Airport	124	0	16	1	141	88%
Belfast City Airport	50	0	0	1	51	98%
City of Derry Airport	28	0	0	0	28	100%
NIHE	36	0	8	0	44	82%
Local Total	15,731	17	4,082	946	20,776	76%

Tables 4 (d-f) below provides an annual breakdown for 2023/24 on consultations issued (by application type) from each planning authority to the statutory consultee and reports both the consultation percentage returned on-time to the planning authority and response status counts.

Table 4d: Planning Authority statutory consultations issued on regionally significant planning applications 2023/24

Planning Authority	Within Target	Within Extended Target	Late - took over 21 days	Outstanding - No response	Total	% on-time
LA03 - Antrim and Newtownabbey	1	0	1	0	2	50%
LA12 - DfI Strategic Planning Division	2	0	4	3	9	22%
Total	3	0	5	3	11	27%

Table 4e: *Planning Authority statutory consultations issued on major planning applications 2023/24*

Planning Authority	Within Target	Within Extended Target	Late - took over 21 days	Outstanding - No response	Total	% on-time
LA01 - Causeway Coast and Glens	79	1	29	7	116	69%
LA02 - Mid and East Antrim	62	2	34	2	100	64%
LA03 - Antrim and Newtownabbey	99	0	52	3	154	64%
LA04 - Belfast	111	2	68	24	205	55%
LA05 - Lisburn and Castlereagh	49	0	38	16	103	48%
LA06 - Ards and North Down	43	2	60	16	121	37%
LA07 - Newry, Mourne and Down	55	1	57	9	122	46%
LA08 - Armagh, Banbridge and Craigavon	50	0	34	13	97	52%
LA09 - Mid Ulster	66	0	54	17	137	48%
LA10 - Fermanagh and Omagh	57	0	35	9	101	56%
LA11 - Derry and Strabane	116	1	59	1	177	66%
LA12 - DFI Strategic Planning Division	1	0	3	0	4	25%
Total	788	9	523	117	1,437	55%

Table 4f: *Planning Authority statutory consultations issued on local planning applications 2023/24*

Planning Authority	Within Target	Within Extended Target	Late - took over 21 days	Outstanding - No response	Total	% on-time
LA01 - Causeway Coast and Glens	2,725	2	360	123	3,210	85%
LA02 - Mid and East Antrim	849	0	114	34	997	85%
LA03 - Antrim and Newtownabbey	1,072	1	240	41	1,354	79%
LA04 - Belfast	758	1	226	66	1,051	72%
LA05 - Lisburn and Castlereagh	1,352	1	377	138	1,868	72%
LA06 - Ards and North Down	979	0	316	70	1,365	72%
LA07 - Newry, Mourne and Down	2,326	10	673	188	3,197	73%
LA08 - Armagh, Banbridge and Craigavon	2,073	0	600	112	2,785	74%
LA09 - Mid Ulster	1,227	0	597	89	1,913	64%
LA10 - Fermanagh and Omagh	873	1	279	45	1,198	73%
LA11 - Derry and Strabane	1,496	1	300	40	1,837	81%
LA12 - DFI Strategic Planning Division	1	0	0	0	1	100%
Total	15,731	17	4,082	946	20,776	76%

2023/24 in more detail – statutory consultee analysis

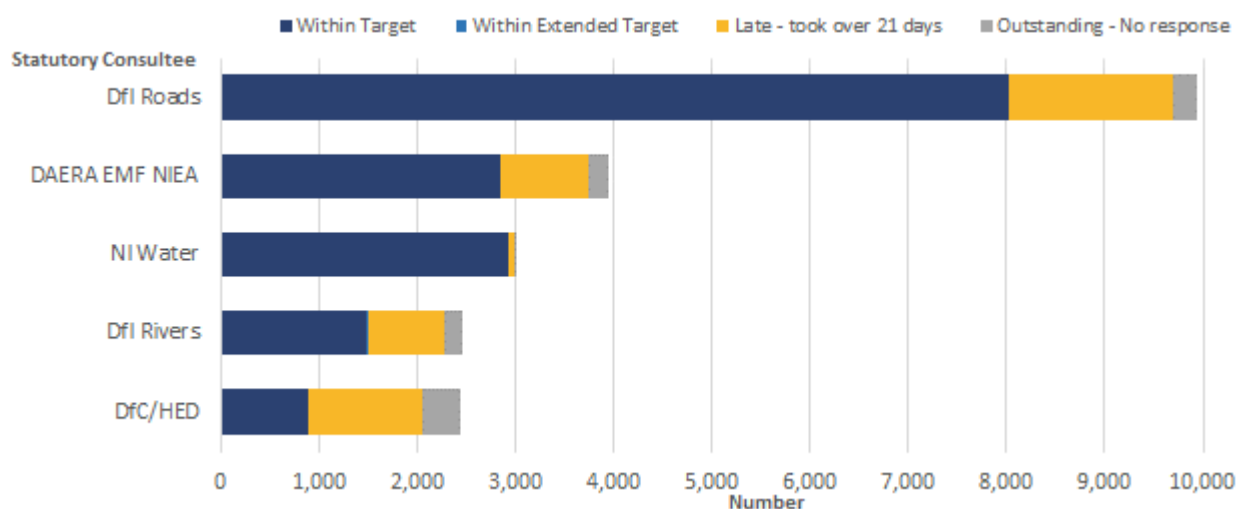
Statutory consultations received by statutory consultees for the last seven years are presented in Table 1⁶. During 2023/24 there were 24,224 statutory consultations received by statutory consultees, the lowest annual level recorded since records began in 2017/18. This reduction is most likely driven by the reduction in planning applications received over the same period.

Of the 22,224 statutory consultations received in 2023/24, DfI Roads received 45%, DAERA EMF NIEA 18%, NI Water 14%, DfI Rivers 11% and DfC / HED 11%. Together these five consultees accounted for 98% of the statutory consultations raised during the year (See Chart 6).⁷ This is like previous years.

⁶ Note: the number of statutory consultations raised by planning authorities in a given period will equal the number of statutory consultations received by statutory consultees in the same period. In effect, these terms are interchangeable.

⁷ See [User Guidance](#) for a full list of key statutory consultees.

Chart 6: *Number of responses to statutory consultations received by statutory consultee and response status, 2023/24 (5 most common consultees)*



During the year across all statutory consultees the proportion of responses received on-time⁸ ranged from 37% – 100%. In all, 74% of statutory consultations were responded on-time during 2023/24.

Table 5 below reports the percentage of statutory consultations received that were responded to on-time by statutory consultees over the last seven years.

Table 5: *Proportion of responses on-time⁹ 2017/18 to 2023/24*

Statutory Consultee	2017/18 % on-time	2018/19 % on-time	2019/20 % on-time	2020/21 % on-time	2021/22 % on-time	2022/23 % on-time	2023/24 % on-time
DfI Roads	70%	76%	72%	77%	69%	78%	81%
DAERA EMF NIEA	87%	72%	70%	68%	63%	59%	72%
NI Water	87%	79%	85%	88%	97%	92%	97%
DfC /HED	78%	74%	72%	76%	65%	54%	37%
DfI Rivers	65%	30%	30%	64%	40%	56%	61%
HSENI	68%	69%	60%	70%	86%	69%	64%
DfE / GSNI	73%	79%	81%	88%	94%	78%	76%
NIHE	93%	63%	59%	84%	79%	68%	83%
Belfast International Airport	83%	60%	77%	79%	99%	88%	87%
Belfast City Airport	96%	100%	99%	100%	100%	98%	98%
City of Derry Airport	86%	73%	93%	94%	100%	100%	100%
Overall Total	76%	71%	69%	76%	69%	72%	74%

Over the last year statutory consultees have recorded mixed performance with some improvement over the year. A fuller breakdown of individual statutory consultee responses and proportion returned on-time over the past seven years (2017/18 – 2023/24) is presented in Table 6 below.

⁸ Includes those responded to within the 21-day target and the extended target, where applicable.

Table 6: *Number of responses to statutory consultations received by statutory consultee, 2017/18–2023/24*

Statutory Consultee	Year	On-time ⁹	Total	% on-time
DfI Roads	2017/18	8,248	11,724	70%
	2018/19	9,067	11,880	76%
	2019/20	7,952	11,063	72%
	2020/21	8,442	10,907	77%
	2021/22	8,144	11,862	69%
	2022/23	8,303	10,628	78%
	2023/24	8,022	9,933	81%
DAERA EMF NIEA	2017/18	3,935	4,504	87%
	2018/19	3,541	4,911	72%
	2019/20	2,984	4,279	70%
	2020/21	2,563	3,795	68%
	2021/22	2,810	4,440	63%
	2022/23	2,501	4,267	59%
	2023/24	2,853	3,945	72%
NI Water	2017/18	3,021	3,487	87%
	2018/19	2,648	3,340	79%
	2019/20	2,651	3,118	85%
	2020/21	2,967	3,388	88%
	2021/22	3,940	4,062	97%
	2022/23	3,398	3,679	92%
	2023/24	2,918	3,007	97%
DfC /HED	2017/18	2,226	2,866	78%
	2018/19	2,426	3,269	74%
	2019/20	2,089	2,912	72%
	2020/21	2,223	2,925	76%
	2021/22	2,274	3,500	65%
	2022/23	1,487	2,761	54%
	2023/24	890	2,438	37%
DfI Rivers	2017/18	1,295	1,981	65%
	2018/19	681	2,291	30%
	2019/20	696	2,300	30%
	2020/21	1,460	2,293	64%
	2021/22	1,137	2,838	40%
	2022/23	1,396	2,476	56%
	2023/24	1,494	2,453	61%
HSENI	2017/18	72	106	68%
	2018/19	61	89	69%
	2019/20	55	92	60%
	2020/21	78	111	70%
	2021/22	108	125	86%
	2022/23	72	104	69%
	2023/24	52	81	64%

⁹ Includes those responded to within the 21-day target and the extended target, where applicable.

Table 6 continued:

Statutory Consultee	Year	On-time ¹⁰	Total	% on-time
DfE / GSNI	2017/18	68	93	73%
	2018/19	81	103	79%
	2019/20	87	107	81%
	2020/21	71	81	88%
	2021/22	85	90	94%
	2022/23	71	91	78%
	2023/24	53	70	76%
NIHE	2017/18	13	14	93%
	2018/19	20	32	63%
	2019/20	16	27	59%
	2020/21	26	31	84%
	2021/22	33	42	79%
	2022/23	15	22	68%
	2023/24	45	54	83%
Belfast International Airport	2017/18	74	89	83%
	2018/19	55	92	60%
	2019/20	82	107	77%
	2020/21	81	102	79%
	2021/22	138	140	99%
	2022/23	122	138	88%
	2023/24	140	161	87%
Belfast City Airport	2017/18	23	24	96%
	2018/19	31	31	100%
	2019/20	69	70	99%
	2020/21	72	72	100%
	2021/22	82	82	100%
	2022/23	103	105	98%
	2023/24	53	54	98%
City of Derry Airport	2017/18	6	7	86%
	2018/19	8	11	73%
	2019/20	14	15	93%
	2020/21	15	16	94%
	2021/22	10	10	100%
	2022/23	18	18	100%
	2023/24	28	28	100%
Overall Totals	2017/18	18,981	24,895	76%
	2018/19	18,619	26,049	71%
	2019/20	16,695	24,090	69%
	2020/21	17,998	23,721	76%
	2021/22	18,761	27,191	69%
	2022/23	17,486	24,289	72%
	2023/24	16,548	22,224	74%

¹⁰ Includes those responded to within the 21-day target and the extended target, where applicable.

Table 7: Number of responses to statutory consultations received by statutory consultees, 2023-24 Q1-Q4

Statutory Consultee	Quarter 2023/24	On-time ¹¹	Total	% on-time
DfI Roads	Apr-Jun	2,217	2,779	80%
	Jul-Sep	1,944	2,328	84%
	Oct-Dec	1,753	2,238	78%
	Jan-Mar	2,108	2,588	81%
	2023/24	8,022	9,933	81%
DAERA EMF NIEA	Apr-Jun	723	1,029	70%
	Jul-Sep	695	897	77%
	Oct-Dec	696	927	75%
	Jan-Mar	739	1,092	68%
	2023/24	2,853	3,945	72%
DfI Rivers	Apr-Jun	483	747	65%
	Jul-Sep	355	529	67%
	Oct-Dec	293	519	56%
	Jan-Mar	363	658	55%
	2023/24	1,494	2,453	61%
NI Water	Apr-Jun	807	834	97%
	Jul-Sep	597	637	94%
	Oct-Dec	610	614	99%
	Jan-Mar	904	922	98%
	2023/24	2,918	3,007	97%
DfC / HED	Apr-Jun	230	693	33%
	Jul-Sep	158	537	29%
	Oct-Dec	259	533	49%
	Jan-Mar	243	675	36%
	2023/24	890	2,438	37%
HSENI	Apr-Jun	19	28	68%
	Jul-Sep	12	17	71%
	Oct-Dec	4	9	44%
	Jan-Mar	17	27	63%
	2023/24	52	81	64%
DfE / GSNI	Apr-Jun	16	21	76%
	Jul-Sep	13	15	87%
	Oct-Dec	8	13	62%
	Jan-Mar	16	21	76%
	2023/24	53	70	76%
Belfast International Airport	Apr-Jun	47	55	85%
	Jul-Sep	29	38	76%
	Oct-Dec	38	40	95%
	Jan-Mar	26	28	93%
	2023/24	140	161	87%
Belfast City Airport	Apr-Jun	22	23	96%
	Jul-Sep	15	15	100%
	Oct-Dec	5	5	100%
	Jan-Mar	11	11	100%
	2023/24	53	54	98%
City of Derry Airport	Apr-Jun	9	9	100%
	Jul-Sep	2	2	100%
	Oct-Dec	6	6	100%
	Jan-Mar	11	11	100%
	2023/24	28	28	100%
NIHE	Apr-Jun	6	7	86%
	Jul-Sep	7	9	78%
	Oct-Dec	17	21	81%
	Jan-Mar	15	17	88%
	2023/24	45	54	83%
Overall Totals	Apr-Jun	4,579	6,225	74%
	Jul-Sep	3,827	5,024	76%
	Oct-Dec	3,689	4,925	75%
	Jan-Mar	4,453	6,050	74%
	2023/24	16,548	22,224	74%

¹¹ Includes those responded to within the 21-day target and the extended target, where applicable.

Table 8: *Number of responses to statutory consultations received by statutory consultees, 2022-23 Q1-Q4*

Statutory Consultee	Quarter 2022/23	On-time ¹²	Total	% on-time
DfI Roads	Apr-Jun	2,322	2,925	79%
	Jul-Sep	2,161	2,634	82%
	Oct-Dec	1,621	2,179	74%
	Jan-Mar	2,199	2,890	76%
	2022/23	8,303	10,628	78%
DAERA EMF NIEA	Apr-Jun	531	998	53%
	Jul-Sep	561	1,049	53%
	Oct-Dec	592	969	61%
	Jan-Mar	817	1,251	65%
	2022/23	2,501	4,267	59%
DfI Rivers	Apr-Jun	432	640	68%
	Jul-Sep	264	570	46%
	Oct-Dec	228	515	44%
	Jan-Mar	472	751	63%
	2022/23	1,396	2,476	56%
NI Water	Apr-Jun	1,012	1,075	94%
	Jul-Sep	905	962	94%
	Oct-Dec	703	773	91%
	Jan-Mar	778	869	90%
	2022/23	3,398	3,679	92%
DfC/HED	Apr-Jun	574	805	71%
	Jul-Sep	479	727	66%
	Oct-Dec	256	542	47%
	Jan-Mar	178	687	26%
	2022/23	1,487	2,761	54%
HSENI	Apr-Jun	28	40	70%
	Jul-Sep	20	25	80%
	Oct-Dec	10	20	50%
	Jan-Mar	14	19	74%
	2022/23	72	104	69%
DfE / GSNI	Apr-Jun	17	19	89%
	Jul-Sep	29	36	81%
	Oct-Dec	13	17	76%
	Jan-Mar	12	19	63%
	2022/23	71	91	78%
Belfast International Airport	Apr-Jun	24	28	86%
	Jul-Sep	40	40	100%
	Oct-Dec	27	29	93%
	Jan-Mar	31	41	76%
	2022/23	122	138	88%
Belfast City Airport	Apr-Jun	18	18	100%
	Jul-Sep	45	45	100%
	Oct-Dec	19	20	95%
	Jan-Mar	21	22	95%
	2022/23	103	105	98%
City of Derry Airport	Apr-Jun	4	4	100%
	Jul-Sep	6	6	100%
	Oct-Dec	3	3	100%
	Jan-Mar	5	5	100%
	2022/23	18	18	100%
NIHE	Apr-Jun	4	7	57%
	Jul-Sep	2	5	40%
	Oct-Dec	3	3	100%
	Jan-Mar	6	7	86%
	2022/23	15	22	68%
Overall Totals	Apr-Jun	4,966	6,559	76%
	Jul-Sep	4,512	6,099	74%
	Oct-Dec	3,475	5,070	69%
	Jan-Mar	4,533	6,561	69%
	2022/23	17,486	24,289	72%

¹² Includes those responded to within the 21-day target and the extended target, where applicable.

Table 9 below gives a quarterly breakdown by statutory consultee for 2021/22.

Table 9: *Number of responses to statutory consultations received by statutory consultee, 2021/22 Q1-Q4*

Statutory Consultee	Year	On-time ¹³	Total	% on-time
DfI Roads	Apr-Jun	2,282	3,265	70%
	Jul-Sep	1,931	3,086	63%
	Oct-Dec	1,846	2,803	66%
	Jan-Mar	2,085	2,708	77%
	2021/22	8,144	11,862	69%
DAERA EMF NIEA	Apr-Jun	910	1,203	76%
	Jul-Sep	743	1,115	67%
	Oct-Dec	631	1,065	59%
	Jan-Mar	526	1,057	50%
	2021/22	2,810	4,440	63%
NI Water	Apr-Jun	1,045	1,065	98%
	Jul-Sep	1,099	1,134	97%
	Oct-Dec	939	965	97%
	Jan-Mar	857	898	95%
	2021/22	3,940	4,062	97%
DfC /HED	Apr-Jun	708	979	72%
	Jul-Sep	480	959	50%
	Oct-Dec	536	794	68%
	Jan-Mar	550	768	72%
	2021/22	2,274	3,500	65%
DfI Rivers	Apr-Jun	224	775	29%
	Jul-Sep	217	753	29%
	Oct-Dec	237	650	36%
	Jan-Mar	459	660	70%
	2021/22	1,137	2,838	40%
HSENI	Apr-Jun	40	46	87%
	Jul-Sep	24	29	83%
	Oct-Dec	24	27	89%
	Jan-Mar	20	23	87%
	2021/22	108	125	86%
DfE / GSNI	Apr-Jun	27	29	93%
	Jul-Sep	27	27	100%
	Oct-Dec	17	19	89%
	Jan-Mar	14	15	93%
	2021/22	85	90	94%
NIHE	Apr-Jun	6	6	100%
	Jul-Sep	5	9	56%
	Oct-Dec	14	16	88%
	Jan-Mar	8	11	73%
	2021/22	33	42	79%
Belfast International Airport	Apr-Jun	48	48	100%
	Jul-Sep	40	42	95%
	Oct-Dec	28	28	100%
	Jan-Mar	22	22	100%
	2021/22	138	140	99%
Belfast City Airport	Apr-Jun	22	22	100%
	Jul-Sep	29	29	100%
	Oct-Dec	14	14	100%
	Jan-Mar	17	17	100%
	2021/22	82	82	100%
City of Derry Airport	Apr-Jun	2	2	100%
	Jul-Sep	0	0	-
	Oct-Dec	2	2	100%
	Jan-Mar	6	6	100%
	2021/22	10	10	100%
Overall Totals	Apr-Jun	5,314	7,440	71%
	Jul-Sep	4,595	7,183	64%
	Oct-Dec	4,288	6,383	67%
	Jan-Mar	4,564	6,185	74%
	2021/22	18,761	27,191	69%

¹³ Includes those responded to within the 21-day target and the extended target, where applicable.

Table 10 below gives a quarterly breakdown by statutory consultee for 2020/21.

Table 10: *Number of responses to statutory consultations received by statutory consultee, 2020-21 Q1-Q4*

Statutory Consultee	Year	On-time ¹⁴	Total	% on-time
DfI Roads	Apr-Jun	1,680	1,954	86%
	Jul-Sep	2,485	2,966	84%
	Oct-Dec	2,056	2,946	70%
	Jan-Mar	2,221	3,041	73%
	2020/21	8,442	10,907	77%
DAERA EMF NIEA	Apr-Jun	414	740	56%
	Jul-Sep	580	1,004	58%
	Oct-Dec	728	992	73%
	Jan-Mar	841	1,059	79%
	2020/21	2,563	3,795	68%
NI Water	Apr-Jun	550	630	87%
	Jul-Sep	630	883	71%
	Oct-Dec	858	926	93%
	Jan-Mar	929	949	98%
	2020/21	2,967	3,388	88%
DfC /HED	Apr-Jun	407	521	78%
	Jul-Sep	606	807	75%
	Oct-Dec	550	763	72%
	Jan-Mar	660	834	79%
	2020/21	2,223	2,925	76%
DfI Rivers	Apr-Jun	327	425	77%
	Jul-Sep	402	592	68%
	Oct-Dec	365	578	63%
	Jan-Mar	366	698	52%
	2020/21	1,460	2,293	64%
HSENI	Apr-Jun	5	9	56%
	Jul-Sep	13	22	59%
	Oct-Dec	31	46	67%
	Jan-Mar	29	34	85%
	2020/21	78	111	70%
DfE / GSNI	Apr-Jun	13	14	93%
	Jul-Sep	21	22	95%
	Oct-Dec	15	18	83%
	Jan-Mar	22	27	81%
	2020/21	71	81	88%
NIHE	Apr-Jun	4	5	80%
	Jul-Sep	2	4	50%
	Oct-Dec	5	5	100%
	Jan-Mar	15	17	88%
	2020/21	26	31	84%
Belfast International Airport	Apr-Jun	4	12	33%
	Jul-Sep	19	22	86%
	Oct-Dec	25	25	100%
	Jan-Mar	33	43	77%
	2020/21	81	102	79%
Belfast City Airport	Apr-Jun	14	14	100%
	Jul-Sep	18	18	100%
	Oct-Dec	20	20	100%
	Jan-Mar	20	20	100%
	2020/21	72	72	100%
City of Derry Airport	Apr-Jun	0	1	0%
	Jul-Sep	2	2	100%
	Oct-Dec	6	6	100%
	Jan-Mar	7	7	100%
	2020/21	15	16	94%
Overall Totals	Apr-Jun	3,418	4,325	79%
	Jul-Sep	4,778	6,342	75%
	Oct-Dec	4,659	6,325	74%
	Jan-Mar	5,143	6,729	76%
	2020/21	17,998	23,721	76%

¹⁴ Includes those responded to within the 21-day target and the extended target, where applicable.

User guidance

Data source

An extract of all consultations/advice queries raised from 1 April 2023 to 31 March 2024 were transferred on in May 2024 from the Planning Portals. The data were then validated. The relevant data is lifted at least one month after the end of the reference period to allow for the 21-day target response date, which applies to most statutory consultations, to have elapsed.

Reporting

This is the first annual report to be produced for statutory consultation since the introduction of the Planning Portals. It is important therefore to note that data for 2022/23 has been revised.

The Planning Portals were introduced in June (Mid Ulster) and December 2022 (all other planning authorities) and will have had some impact on the quality of the data for level of consultation and the management of consultation responses. This impact whilst considered to be minimal may cause some changes at lower levels of data disaggregation. This should be borne in mind when using data from 2022/23.

The figures contained in this report are extracted from the Planning Portals, are management information, and should not be treated as official statistics.

List of key statutory consultees

- Belfast City Airport
- Belfast International Airport
- City of Derry Airport
- Department of Agriculture, Environment and Rural Affairs (DAERA) Environment, Marine and Fisheries (EMF) and Northern Ireland Environment Agency (NIEA)
- Department for Communities (DfC) / Historic Environment Division (HED)
- Department for the Economy (DfE) / Geological Survey of Northern Ireland (GSNI)
- DfI Rivers
- DfI Roads
- Health and Safety Executive Northern Ireland (HSENI)
- Northern Ireland Housing Executive (NIHE)
- Northern Ireland Water.