

## Title: NI Sheep Industry Key Performance Indicators February 2022 Snapshot (week 44-47)

Source: Livestock and Meat Commission (NI)

Date: 07 March 2022

Contact: bulletin@lmcni.com


Website: www.lmcni.com

Market Information Department





|   | February 2021 | February 2022 | % Change |
|---|---------------|---------------|----------|
| <b>Sheep Prices (p/kg)</b>                    |               |               |          |
| Average Deadweight Price NI                   | 541.8         | 536.7         | -0.9%    |
| Average Liveweight Price NI                   | 505.1         | 499.1         | -1.2%    |
| Average Weekly Price GB (D/W)                 | 585.4         | 583.1         | -0.4%    |
| Average Weekly Price ROI (D/W)                | 531.9         | 563.9         | +6.0%    |
| <b>NI Throughput</b>                          |               |               |          |
| Total Hoggets & Lambs Slaughtering (Head)     | 27,177        | 28,864        | +6.2%    |
| Total Ewes & Rams Slaughtering (Head)         | 2,714         | 2,266         | -16.5%   |
| Average Hogget & Lambs Carcase Weight (kg)    | 22.6          | 23.3          | +2.9%    |
| Average Ewe & Rams Carcase Weight (kg)        | 27.8          | 26.7          | -3.9%    |
| <b>Trade (Head)</b>                           |               |               |          |
| Live Imports for Direct Slaughter             | -             | -             | -        |
| Live Exports for Direct Slaughter             | 21,628        | 27,930        | +29.1%   |
| <b>Euro / Stg Exchange Rate (€ / £)</b>       |               |               |          |
|   | 87.3          | 83.8          | -4.0%    |
| <b>All NI Figures Unless Otherwise Stated</b> |               |               |          |


### Key trends

 The average **NI deadweight hogget** price during February 2022 was back just over 5p/kg from the same price in February 2021. This is a decrease of over £1 in the value of 22kg hogget carcase.

 The average **GB deadweight hogget price** decreased by 2.3p/kg from February 2021.

 The average **ROI deadweight hogget price** was up by the equivalent of 32p/kg when compared to the same price in February 2021.

 **Hogget throughput** has increased by 6.2 per cent from the same period last year. Average carcase weight for hoggets reported an increase of 0.7kg to 23.3kg.

 **NI exports** of sheep to ROI and GB for direct slaughter were up just over 29 per cent when compared to February 2021.

LMC does not guarantee the accuracy or completeness of any third party information provided in or included with this publication.

LMC hereby disclaims any responsibility for error, omission or inaccuracy in the information, misinterpretation or any other loss, disappointment, negligence or damage caused by reliance on third party information.