



**KANTAR MILWARDBROWN**

**SPECIAL EU PROGRAMMES BODY**

PERCEPTION AND AWARENESS OF  
PEACE 4 AND INTERREG 5A PROGRAMMES

RESULTS MARCH 2018



Special EU Programmes Body  
Foras Um Chláir Speisialta An AE  
Boord O Owre Ocht UE Projects

## TABLE OF CONTENTS

1.	Methodology & Sample	2
2.	Analysis of Sample	3
<u>General Public Findings</u>		
3.	Awareness of SEUPB	6
4.	PEACE 4 Programme	10
5.	INTERREG 5A Programme	17
6.	Funded Programmes	25
7.	Perceived Impact of EU Funding	37
8.	Finding out More	41
<u>Stakeholder Findings</u>		
10.	Achievement of Objectives	45
11.	Satisfaction among Stakeholders	47
12.	Programme Information - Stakeholders	50
13.	Awareness of Structural Funds – Stakeholders	53
14.	Impact of Programmes - Stakeholders	55
15.	The Application Process - Stakeholders	56
16.	Financial Controls - Stakeholders	58
17.	Suggested Improvements among stakeholders	59
18.	Adequate guidance support from the SEUPB	60
19.	Summary	61
	Appendix – Questionnaires	63
	Appendix – PEACE 4 Eligible Area	85
	Appendix – INTERREG 5A Eligible Area	86

## METHODOLOGY & SAMPLE

In conducting this research a telephone methodology was employed. The fieldwork began on the 1<sup>st</sup> of December 2017 and concluded on the 9th March 2018. The 7-8 minute questionnaire was designed in conjunction with the Special EU Programmes Body. (Full questionnaire can be found in the appendix).

Throughout the fieldwork period, Millward Brown interviewers worked under direct supervision, with approximately 10% of all interviews being monitored by the Call Centre manager using remote 'listening in' facilities. This process ensures that the quality and consistency of interviewing is maintained at all times, fully complying with the standards enshrined within IQCS (Interviewer Quality control Scheme). During each shift interviewers provided feedback on an ongoing basis, so any issues arising could be resolved and dealt with in real time.

The survey comprised of a total sample of 750 general public respondents across the three areas specified – Northern Ireland (NI), border counties in Ireland and Western Scotland. To ensure the sample structure was consistent with the survey conducted in previous years, the sample was broken down accordingly – Northern Ireland n=450 / border counties in Ireland n=150 / western Scotland n=150.

This general population survey was complemented by a telephone survey conducted amongst 50 approved stakeholders of the programmes. The stakeholder sample incorporated:

- 10 involved with PEACE 4
- 10 involved with INTERREG 5A
- 10 Monitoring and Steering Committee Members
- 10 MPs / MLAs / MEPs/TDs/MSPs
- 10 Councillors

NB: Throughout the report if any figures do not add up to 100% this is due to 'don't knows' being excluded from the data.

2018 findings are trended with previous years. However, as the data sets collected in previous years would have been based on the PEACE III and INTERREG IVA programmes the findings are not directly comparable but have been included for reference. Please note that some of these bases are quite small and therefore should be treated with a hint of caution.

## 2. ANALYSIS OF SAMPLE

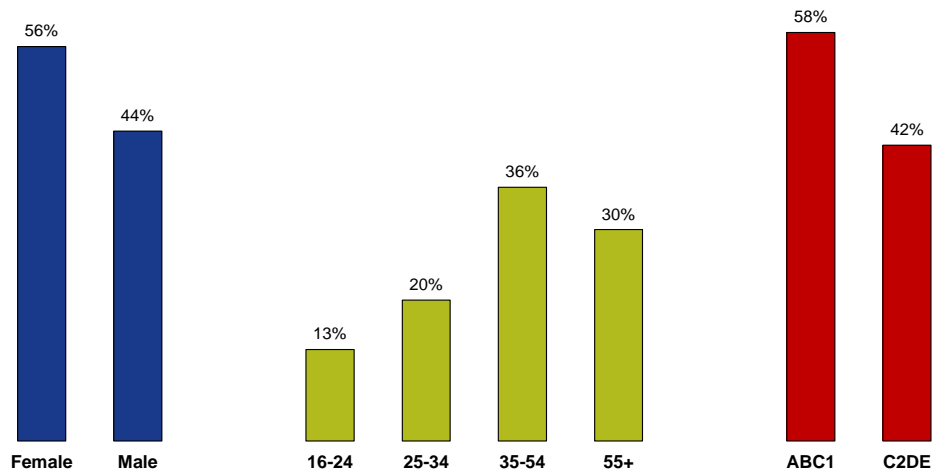
The sample in each area was fully representative of the individual adult populations (16+), with stratifications being carefully constructed using official government census information. Full geographical representation was included throughout Northern Ireland as a whole, as well as in the border counties in Ireland and the western Scotland counties. A proportionate number of interviews were conducted by county, in keeping with the population in each.

In Northern Ireland, the sample consisted of more females than males (56% vs. 44%) and more 35+ year olds than the younger age groups of 16-34 year olds (66% vs. 33%). In terms of social class<sup>1</sup>, the sample consisted of more ABC1's than C2DE's (58% vs. 42%).

(figure 1).

Figure 1

### Analysis of Sample – Northern Ireland



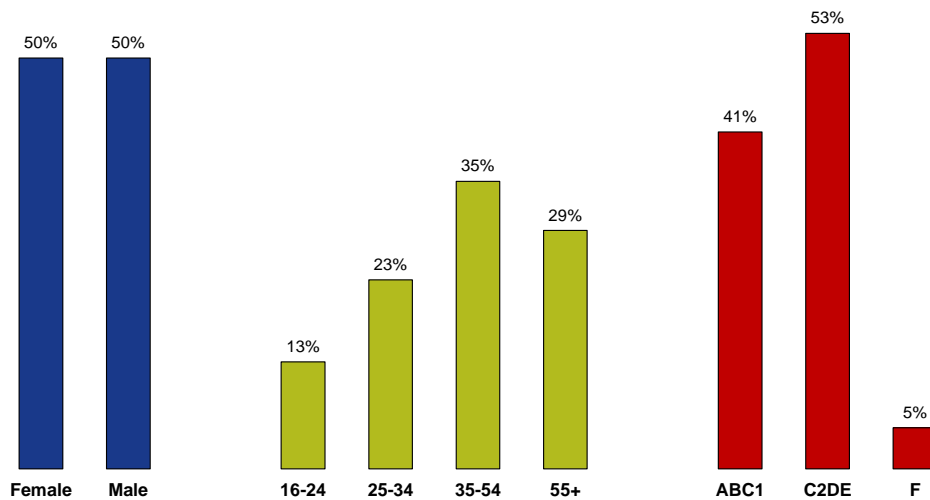
[ Base: NI respondents n=450 ]

<sup>1</sup> The social class of a respondent is determined by the skill level and managerial responsibility of their occupation. The social classes are split into the following groups: A, B, C1, C2, D and E. For comparative purposes, best practice suggests analysing social class by the groupings ABC1, C2 and DE.

In terms of social class, 41% of the border county sample were ABC1, while 59% were C2DEF (figure 2).

Figure 2

### Analysis of Sample – Border Counties

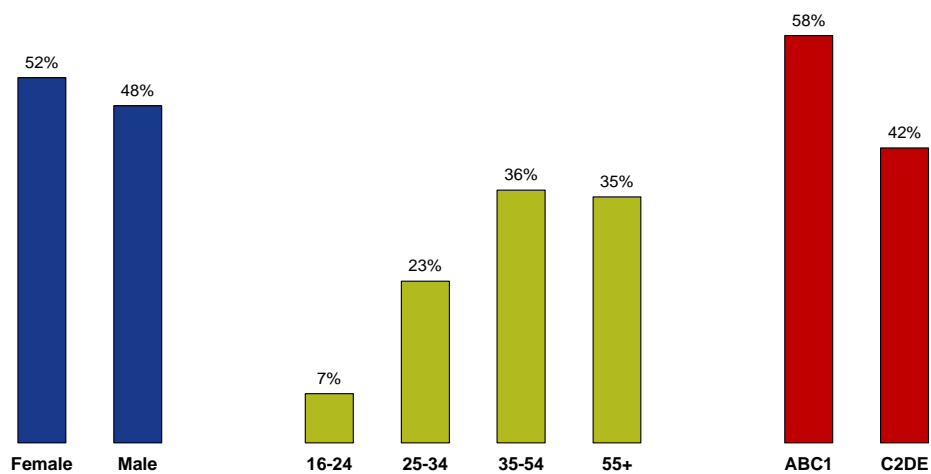


[ Base: Border Counties respondents n=150 ]

In western Scotland, the sample breakdown was reversed to that of the border county with more people from an ABC1 background.

Figure 3

### Analysis of Sample – Western Scotland

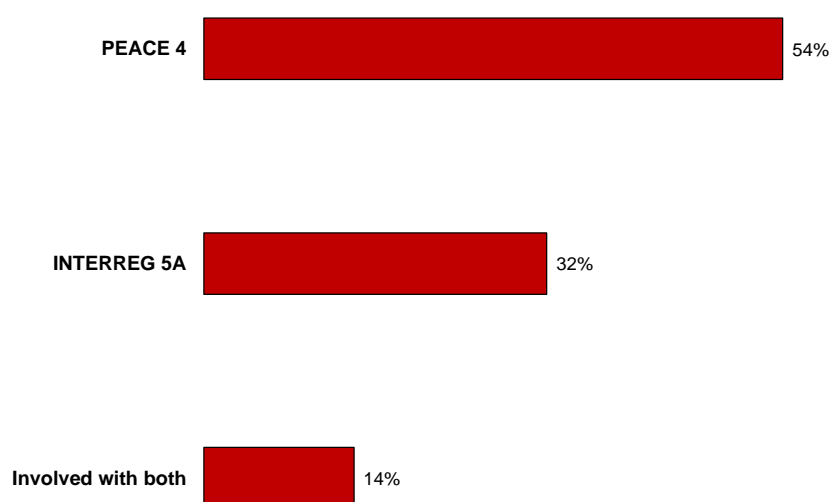


[ Base: Western Scotland respondents n=150 ]

Figure 4 shows 54% of the stakeholders surveyed stated they had more involvement with PEACE 4, with 32% mentioning being involved with INTERREG 5A. Fourteen percent were involved with both programmes equally.

Figure 4

### Programme most involved with - Stakeholders



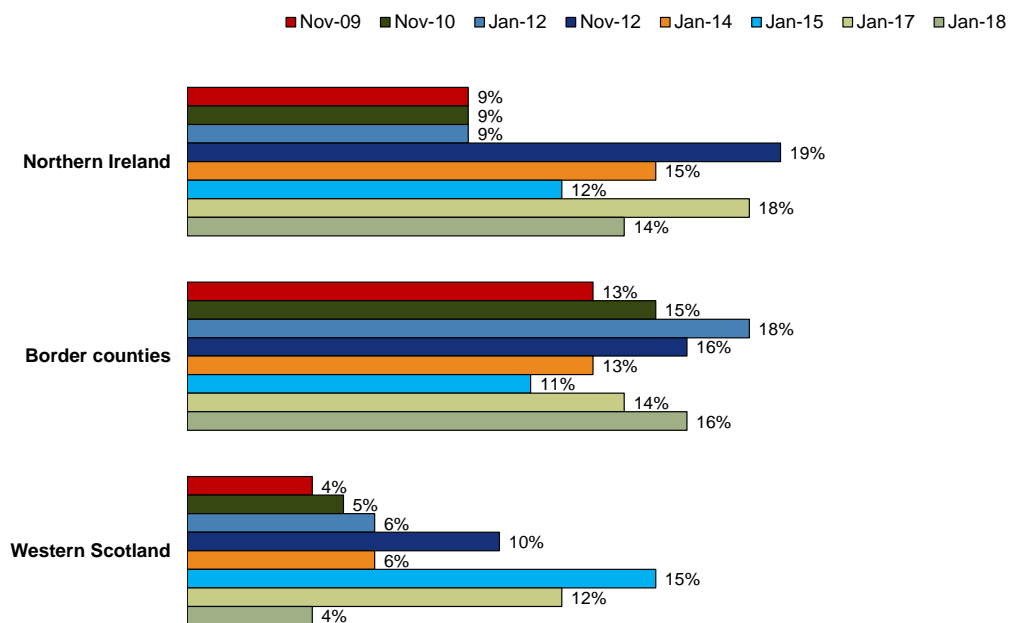
Which of these two programmes are you most involved in, or would you say you are involved with them both equally?  
[ Base: Stakeholders respondents n=50 ]

### 3. AWARENESS OF SEUPB

Awareness of the Special EU Programmes Body was higher in the border counties (16%) than the other areas sampled. Among Northern Ireland residents, 14% (over 1 in 10) were aware of the Special EU Programmes Body. In Western Scotland, 4% (less than 1 in 20) were aware of the organisation (figure 5).

Figure 5

#### Aware of SEUPB



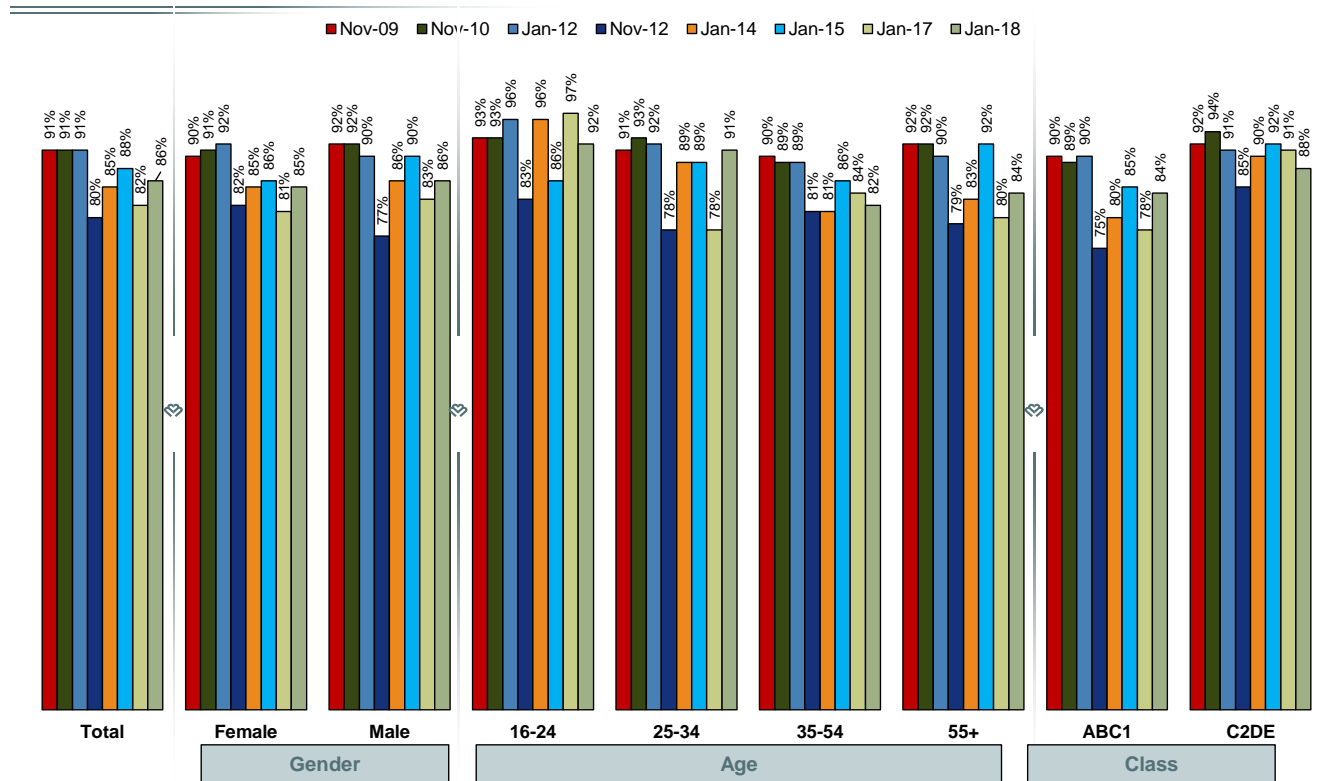
Have you ever heard of the Special EU Programmes Body?

[ Base: NI Respondents n=450 / Border Counties respondents n=150 / Western Scotland respondents n=150 ]

Eighty six percent of Northern Ireland respondents had not heard of the Special EU Programmes Body. This level has bounced back similar to 2014 and 2015 findings. In terms of age, unawareness appeared to be higher among the 16-24 (92%) and 25-34 age group (91%) and the socio-economic group C2DE (88%).

Figure 6

### Unaware of SEUPB – Northern Ireland



Have you ever heard of the Special EU Programmes Body?

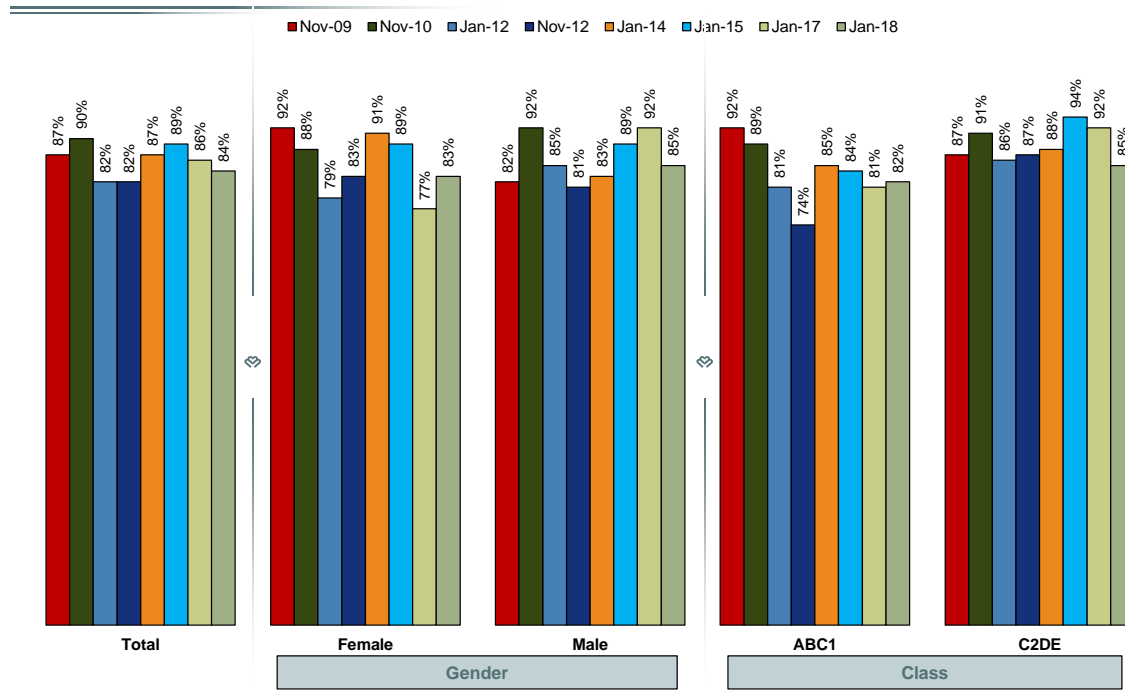
[ Base: NI Respondents not aware n= 411 Nov-09 & Nov-10 / 409 Jan-12 / 384 Jan-14 / 398 Jan-15 / 371 Jan-17 / 387 Jan-18 ]



Figure 7 demonstrates that 84% (more than 4 in 5) of border county respondents had not heard of the Special EU Programmes Body.

Figure 7

### Unaware of SEUPB – Border Counties



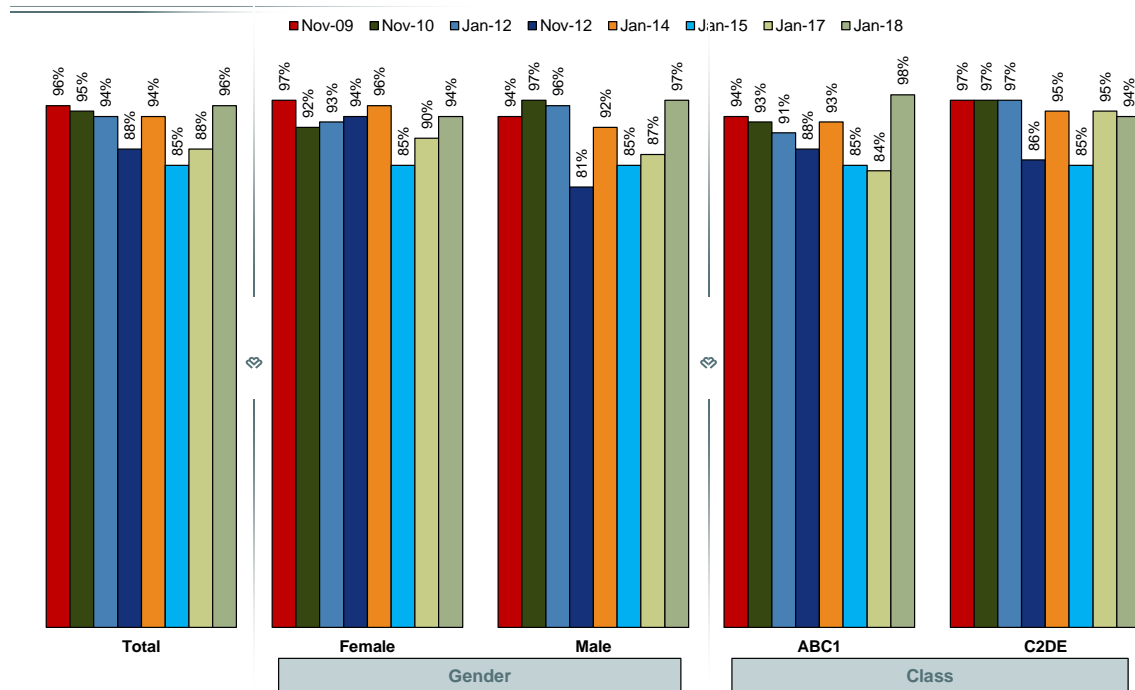
Have you ever heard of the Special EU Programmes Body?

[ Base: Border County Respondents not aware n=130 Nov-09 / 135 Nov-10 / 123 Jan-12 / 130 Jan-14 / 134 Jan-15 / 129 Jan-17 ]

In western Scotland, the proportion of those unaware of the Special EU Programmes Body had climbed back up to be similar to 2014 trends (96%). There was a slight increase of those claiming to be unaware amongst males (97%) and the socio economic grouping ABC1 (98%) (figure 8).

Figure 8

### Unaware of SEUPB – Western Scotland



Have you ever heard of the Special EU Programmes Body?

[ Base: Western Scotland Respondents not aware n=143 Nov-09 / 142 Nov-10 / 141 Jan-12 / 141 Jan-14 / 128 Jan-15 / 132 Jan -17 / 144 Jan - 18 ]

## 4. PEACE 4 PROGRAMME

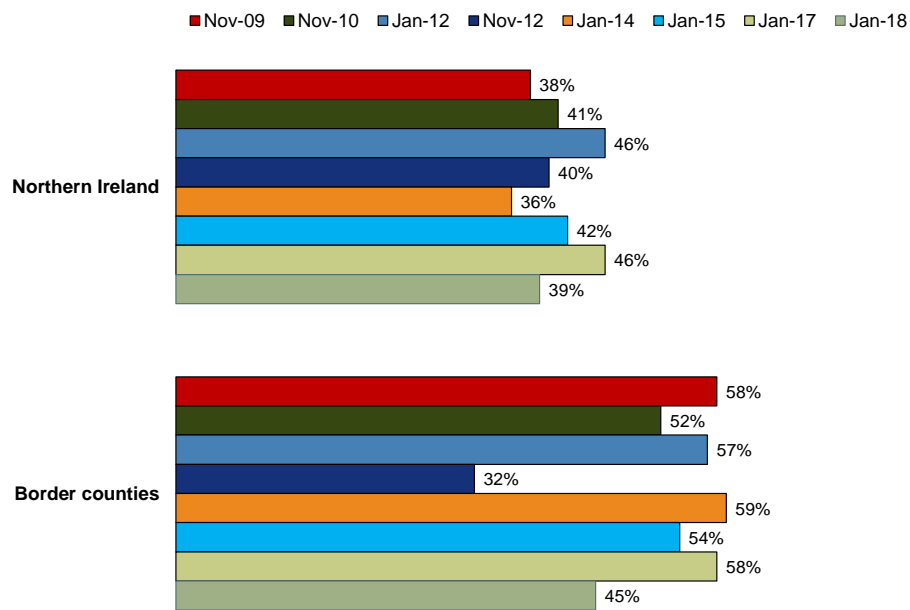
The PEACE 4 Programme is the EU Programme for Peace and Reconciliation in Northern Ireland and the Border Region of Ireland. The main aims of the programme include:

- The reinforcement of progress towards a peaceful and stable society
- To promote reconciliation by assisting operations and projects which help to reconcile communities and contribute towards a shared society for everyone.

Figure 9 reveals although awareness of the PEACE 4 programme was higher in the border counties than in Northern Ireland, awareness overall has decreased on 2017 findings.

Figure 9

### Aware of PEACE 4

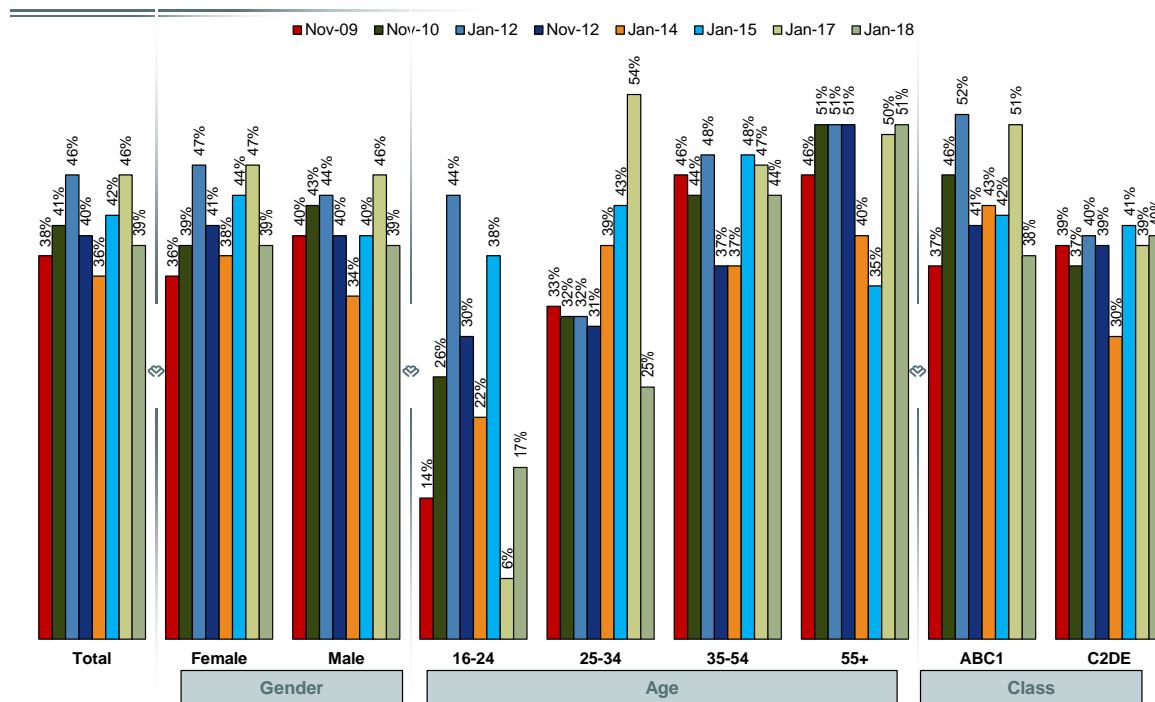


Have you heard of the funding programme PEACE 4 – Programme for Peace and Reconciliation?  
 [ Base: NI Respondents n=450 / Border Counties respondents n=150 ]

In Northern Ireland, almost two in five were aware of PEACE 4 (39%). Awareness was lowest among the 16-24 age group (17%) and similar across both socio-economic groupings (figure 10).

Figure 10

### Aware of PEACE 4 – Northern Ireland



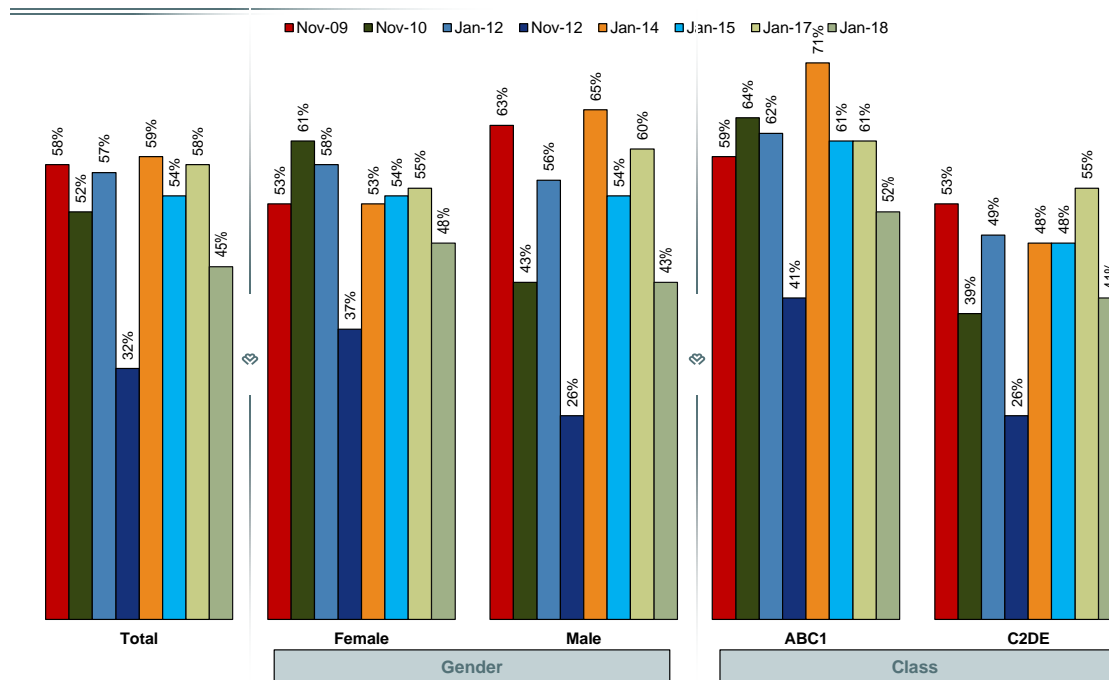
Have you heard of the funding programme PEACE 4 – Programme for Peace and Reconciliation?

[Base: NI Respondents aware n= 172 Nov-09 / 185 Nov-10 / 205 Jan-12 / 162 Jan-14 / 187 Jan-15 / 208 Jan-17 / 174 Jan-18]

Shown in Figure 11, amongst the border county respondents almost half (45%) were aware of the PEACE 4 programme. Awareness was fairly similar across gender (43% vs 48%); it was higher amongst ABC1 respondents (52%, compared to 41%).

Figure 11

### Aware of PEACE 4 – Border Counties



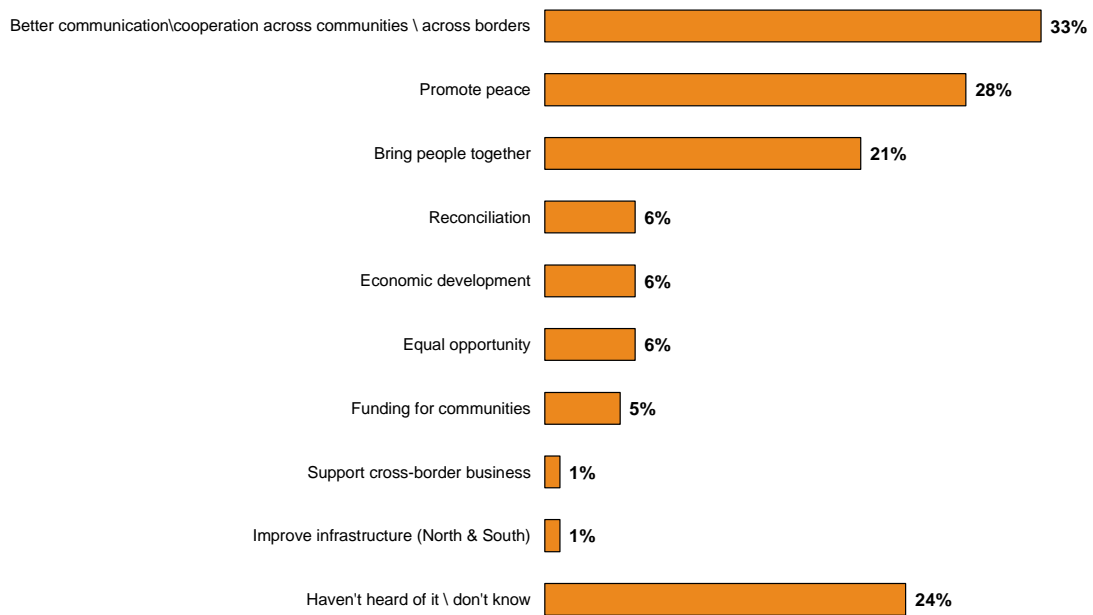
Have you heard of the funding programme PEACE 4 – Programme for Peace and Reconciliation?

[ Base: Border Counties respondents aware n= 87 Nov-09 / 78 Nov-10 / 85 Jan-12 / 89 Jan-14 / 81 Jan-15 / 87 Jan-17 / 68 Jan-18 ]

Among those Northern Ireland respondents aware of the PEACE 4 programme, the three most commonly cited aims of the programme were to 'Better communication/cooperation across communities and/or borders', 'promote peace' and 'bringing people together'. Other aims cited are revealed in figure 12.

Figure 12

### What PEACE 4 Aims to achieve – Northern Ireland

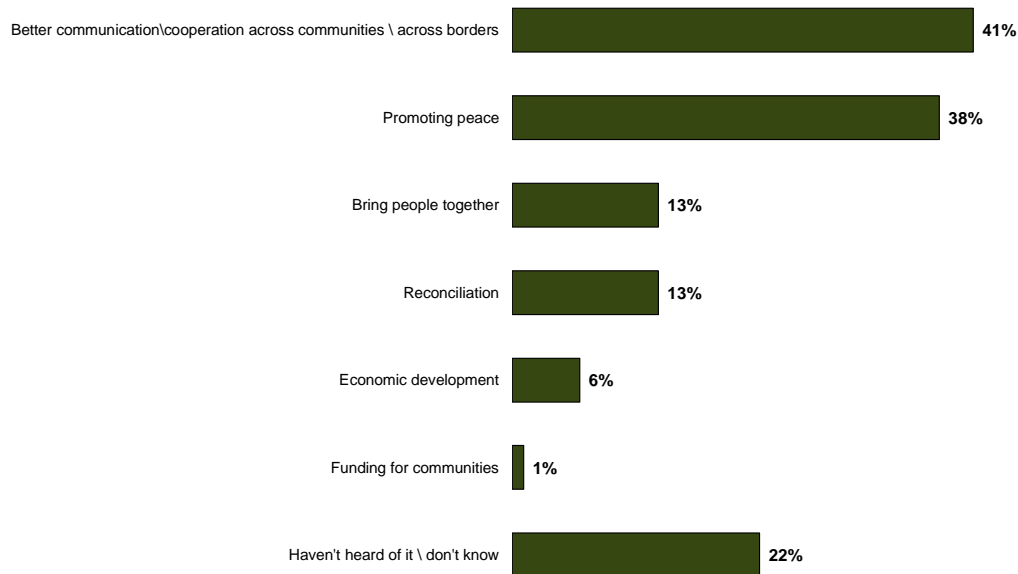


What do you think the PEACE 4 Programme aims to achieve? What is it trying to do? Anything else?  
 [ Base: NI Respondents aware n= 172 Nov-09 / 185 Nov-10 / 205 Jan-12 / 162 Jan-14 / 187 Jan-15 / 208 Jan-17 / 174 Jan-18 ]

Of those border county respondents aware of the Peace 4 programme, the most commonly cited aims of the programme were 'Better communication/cooperation across communities and/or borders' and to 'promote peace'. Other aims cited are revealed in figure 13.

Figure 13

### What PEACE 4 Aims to achieve – Border Counties



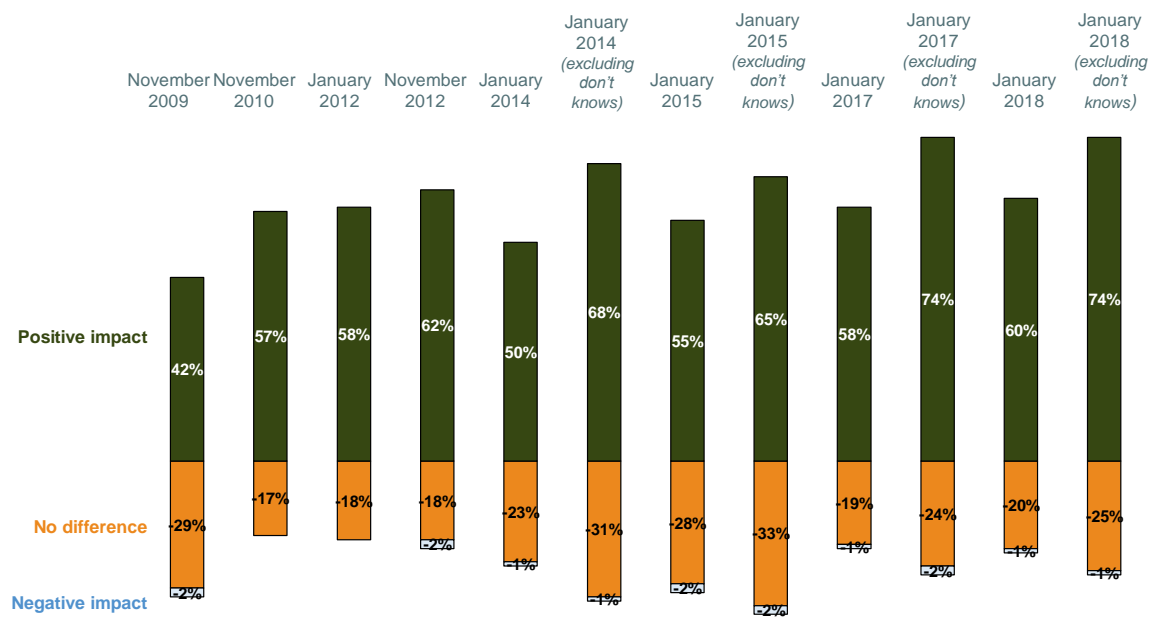
What do you think the PEACE 4 Programme aims to achieve? What is it trying to do? Anything else?

[ Base: Border Counties respondents aware of Peace 4 n=87 Nov-09 / 78 Nov-10 / 85 Jan-12 / 89 Jan-14 / 81 Jan-15 / 87 Jan-17 / 68 Jan-18 ]

In terms of the perceived impact of PEACE 4 amongst Northern Ireland respondents, when 'don't knows' have been excluded from the base, around three quarters (74%) believed it was having a positive impact. A quarter (25%) believed it made no difference. There was minimal evidence to suggest the programme was perceived as having a negative impact (figure 14).

Figure 14

### Impact of PEACE 4 – Northern Ireland



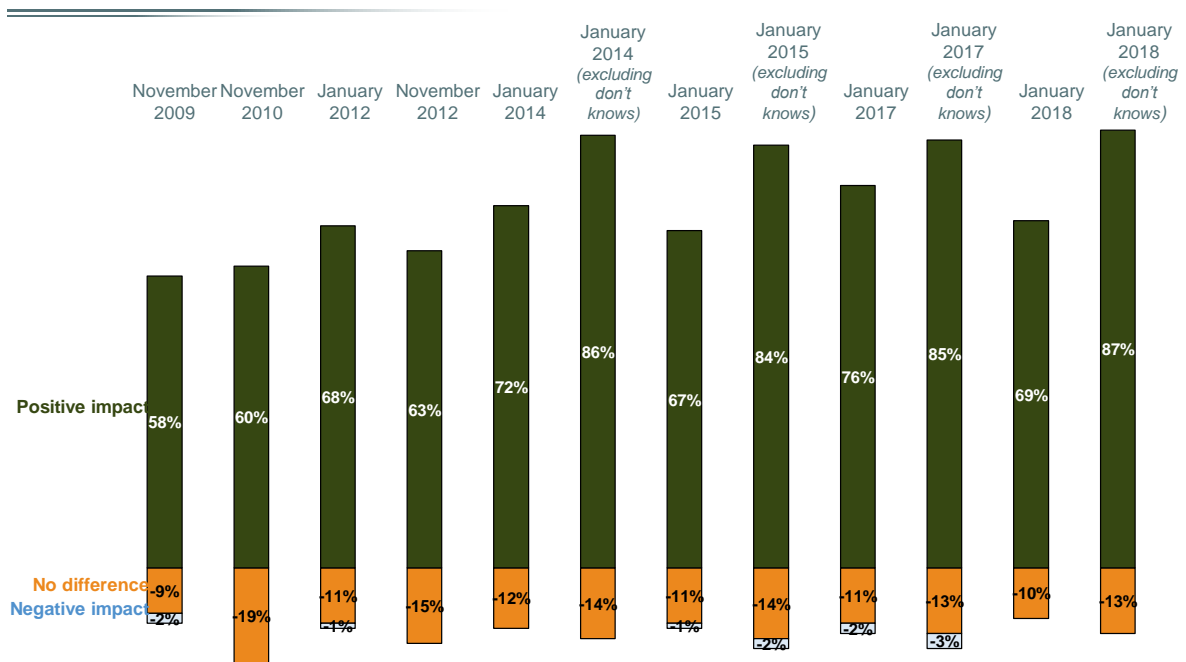
In your opinion, has the PEACE 4 Programme made a positive impact, a negative impact, or made no difference?  
 [ Base: NI respondents aware of Peace 4 n= 172 Nov-09 / 185 Nov-10 / 205 Jan-12 / 162 Jan-14 / 118 Jan-14 / 187 Jan-15 / 157 Jan-15 ex DK / 208 Jan-17 / 164 Jan-17 ex DK / 174 Jan-18 / 142 Jan-18 ex DK ]



With 'don't knows' excluded from the base, a higher proportion of respondents from the border counties than Northern Ireland perceived PEACE 4 as having a positive impact (87% vs 74%). Similar to Northern Ireland there was no evidence to suggest the programme was perceived as having a negative impact (figure 15).

Figure 15

### Impact of PEACE 4 – Border Counties



In your opinion, has the PEACE 4 Programme made a positive impact, a negative impact, or made no difference?  
 [ Base: Border Counties respondents 87 Nov-09 / 78 Nov-10 / 85 Jan-12 / 89 Jan-14 / 74 Jan-14 / 81 Jan-15 / 64 Jan-15 ex DK / 87 Jan-17 / 78 Jan-17 ex DK / 68 Jan-17 / 54 Jan-17 ex DK ]

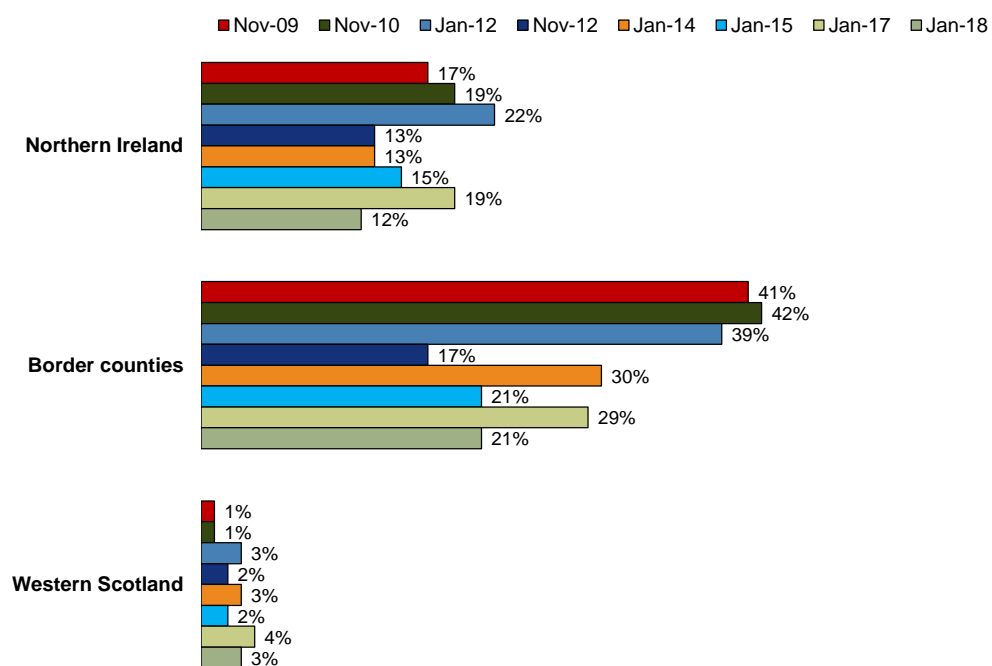
## 5. INTERREG 5A PROGRAMME

The INTERREG 5A Programme for Northern Ireland, the Border Region of Ireland and western Scotland is a European Union supported Structural Funds Programme which attempts to address the economic and social problems which result from the existence of borders. It also supports strategic cross-border co-operation for a more prosperous and sustainable region.

Awareness of the INTERREG 5A programme although higher among those living in the border counties (21%) than in Northern Ireland (12%) or western Scotland (3%) has decreases on 2017 findings (figure 16).

Figure 16

### Aware of INTERREG 5A

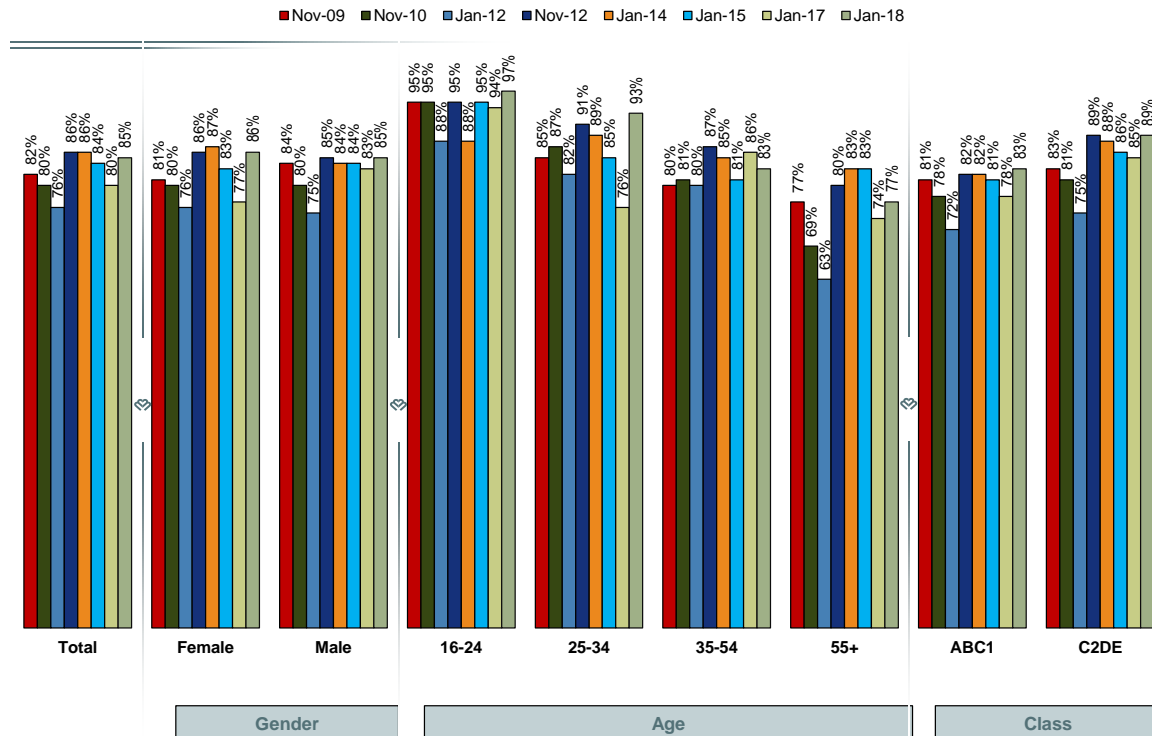


Have you ever heard of the funding programme – INTERREG 5A Cross-border Co-operation Programme?  
 [ Base: NI Respondents n=450 / Border Counties respondents n=150 / Western Scotland respondents n=150 ]

In Northern Ireland, approaching 9 in 10 were unaware of INTERREG 5A (85%). Lack of awareness was highest among the 16-24 age group (97%) and the socio economic grouping C2DE (89%) (figure 17).

Figure 17

### Unaware of INTERREG 5A – Northern Ireland



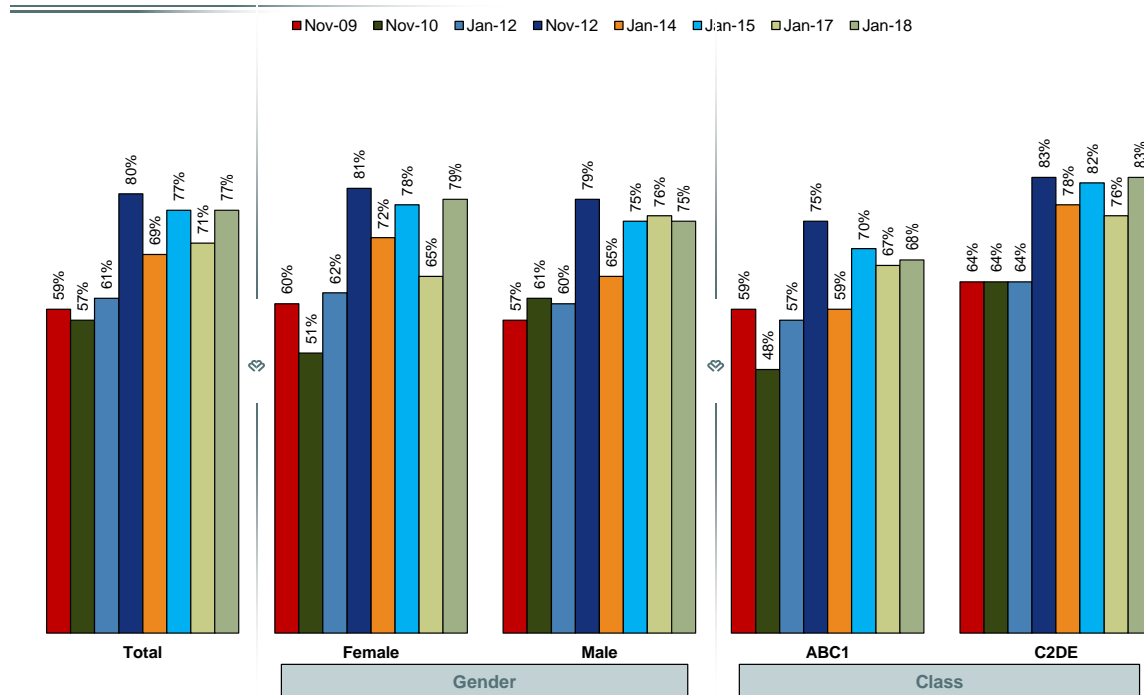
Have you ever heard of the funding programme – INTERREG 5A Cross-border Co-operation Programme?

[ Base: NI respondents not aware : n= 371 Nov-09 / 359 Nov-10 / 341 Jan-12 NI / 385 Jan-14 / 450 Jan-15 / 362 Jan-17 / 384 Jan-18 ]

Amongst the border county respondents, over 3 in 4 were unaware of INTERREG 5A (77%). Lack of awareness was more prevalent amongst females (79%) and the socio economic grouping C2DE (83%) (figure 18).

Figure 18

### Unaware of INTERREG 5A – Border Counties



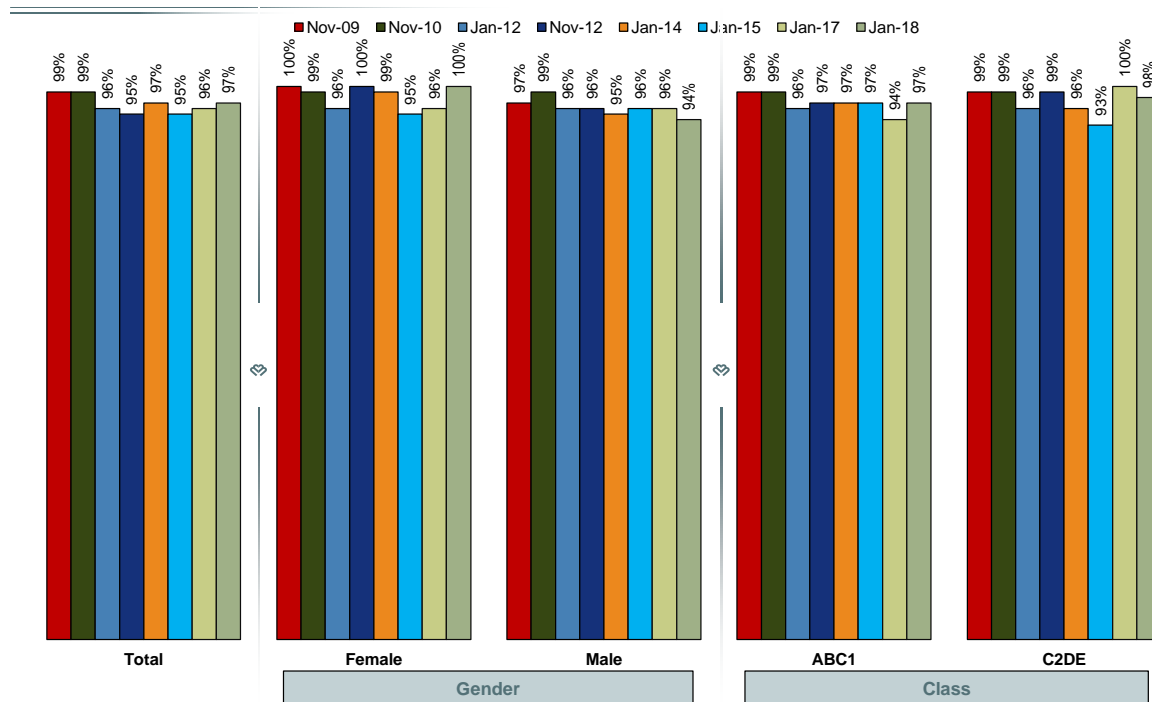
Have you ever heard of the funding programme – INTERREG 5A Cross-border Co-operation Programme?

[ Base: Border Counties respondents not aware : n= 88 Nov-09 / 86 Nov-10 / 91 Jan-12 / 103 Jan-14 / 150 Jan-15 / 107 Jan-17 / 115 Jan-18 ]

Figure 19 demonstrates that in western Scotland the lack of awareness of INTERREG 5A remained relatively consistent across all demographic groups.

Figure 19

### Unaware of INTERREG 5A – Western Scotland



Have you ever heard of the funding programme – INTERREG IVA Cross-border Co-operation Programme?

[ Base: Western Scotland respondents not aware: n= 148 Nov-09 / 148 Nov-10 / 144 Jan-12 / 145 Jan-14 / 144 Jan -17 / 146 Jan-18]

Among the Northern Ireland respondents, the common themes coming from the perceived aims of INTERREG 5A were better communication/cooperation across communities and/or borders, supporting cross-border business, and general economic development. More detailed aims are revealed in figure 20.

Figure 20

### What INTERREG 5A aims to achieve – Northern Ireland



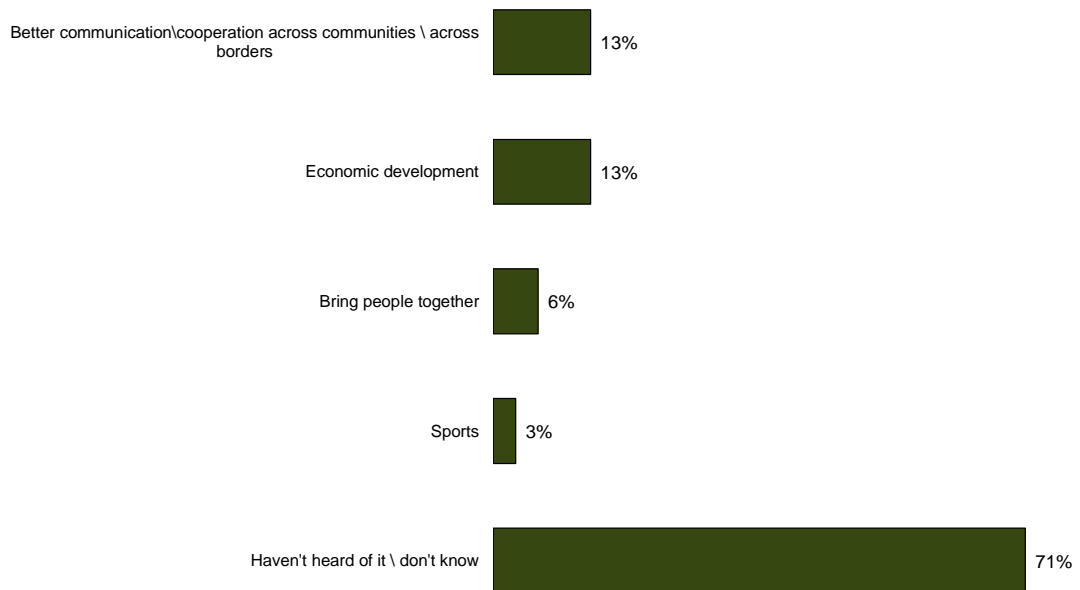
What do you think the INTERREG IVA Programme aims to achieve? What is it trying to do? Anything else?

[ Base: NI respondents aware of INTERREG IVA : n=78 Nov-09 / 84 Nov-10 / 101 Jan-12 / 58 Jan-14 / 67 Jan-15 / 86 Jan-17 / 56 Jan-18 ]

Among the border county respondents, the most commonly cited aims were 'better communication/cooperation across communities and/or borders' (13%) and 'Economic development' (13%). Other aims are shown in figure 21.

Figure 21

### What INTERREG 5A aims to achieve – Border Counties



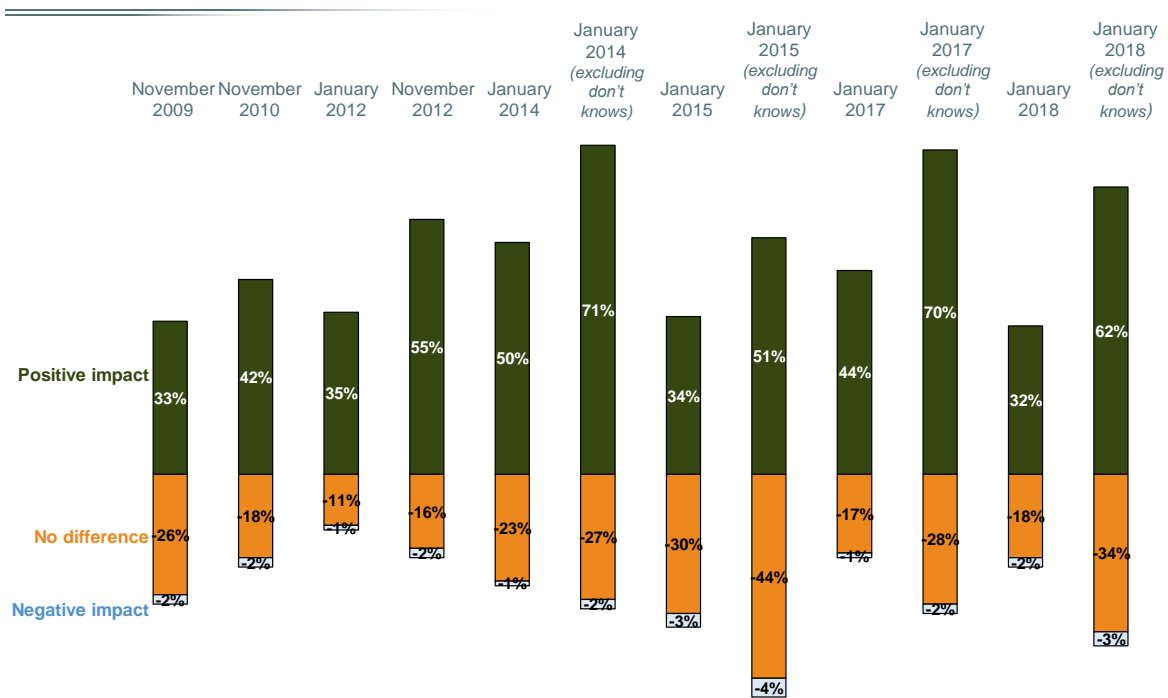
**What do you think the INTERREG 5A Programme aims to achieve? What is it trying to do? Anything else?**

[ Base: Border Counties respondents aware of INTERREG 5A: n= 61 Nov-09 / 63 Nov-10 / 58 Jan-12 / 45 Jan-14 / 32 Jan-15 / 43 Jan-17 / 31 Jan-18 ]

In terms of the perceived impact of INTERREG 5A amongst Northern Ireland respondents, when 'don't knows' have been excluded from the base, more than 3 in 5 (62%) believed the programme was having a positive impact. Around one third (34%) believed it made no difference. There was minimal evidence to suggest the programme was perceived as having a negative impact (figure 22).

Figure 22

### Impact of INTERREG 5A – Northern Ireland



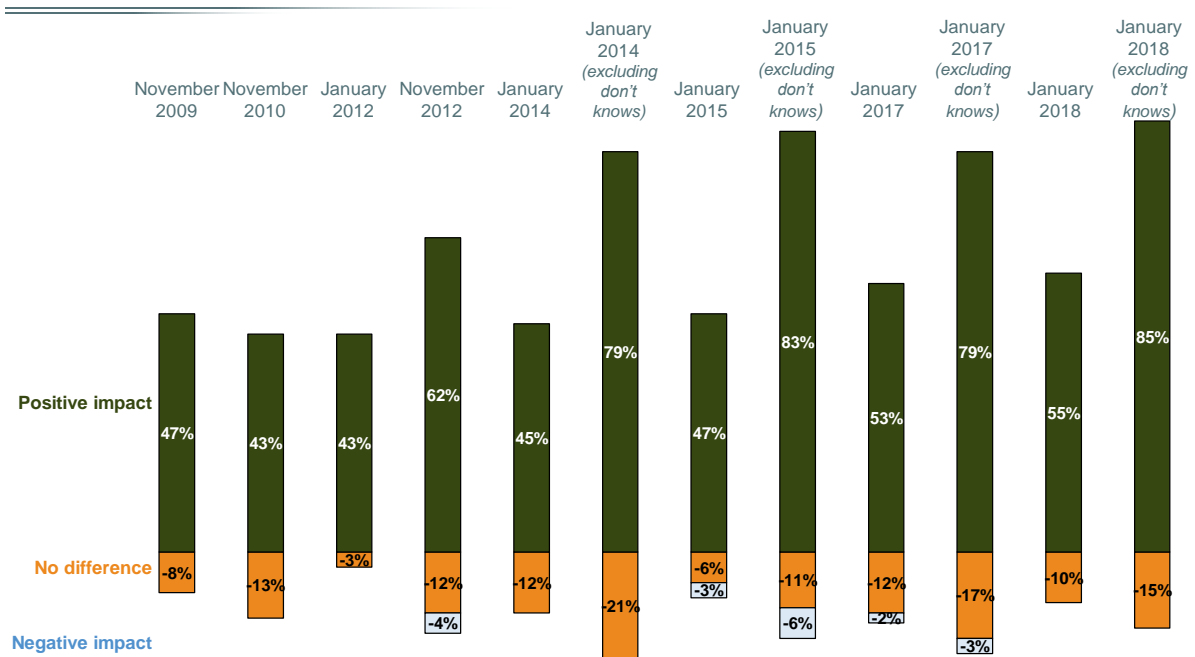
In your opinion, has the INTERREG 5A Programme made a positive impact, a negative impact, or made no difference?  
 [ Base: NI respondents aware of INTERREG 5A : n=78 Nov-09 / 84 Nov-10 / 101 Jan-12 / 58 Jan-14 / 44 Jan-14 / 67 Jan-15 / 45 Jan-15 ex don't know / 86 Jan-17 / 54 Jan-17 ex don't know / 56 Jan-18 / 29 Jan-18 ex don't know ]



With 'don't knows' excluded from the base, a higher proportion of respondents from the border counties compared to Northern Ireland perceived INTERREG 5A as having a positive impact (85% vs 62%). Similar to Northern Ireland there was no evidence to suggest the programme was perceived as having a negative impact (figure 23).

Figure 23

### Impact of INTERREG IVA – Border Counties



In your opinion, has the INTERREG IVA Programme made a positive impact, a negative impact, or made no difference?  
 [ Base: Border Counties respondents aware of INTERREG IVA: n= 61 Nov-09 / 63 Nov-10 / 58 Jan-12 / 45 Jan-14 / 26 Jan-14 / 32 Jan-15 / 18 Jan-15 excluding DK / 43 Jan-17 / 29 Jan-17 excluding DK ]

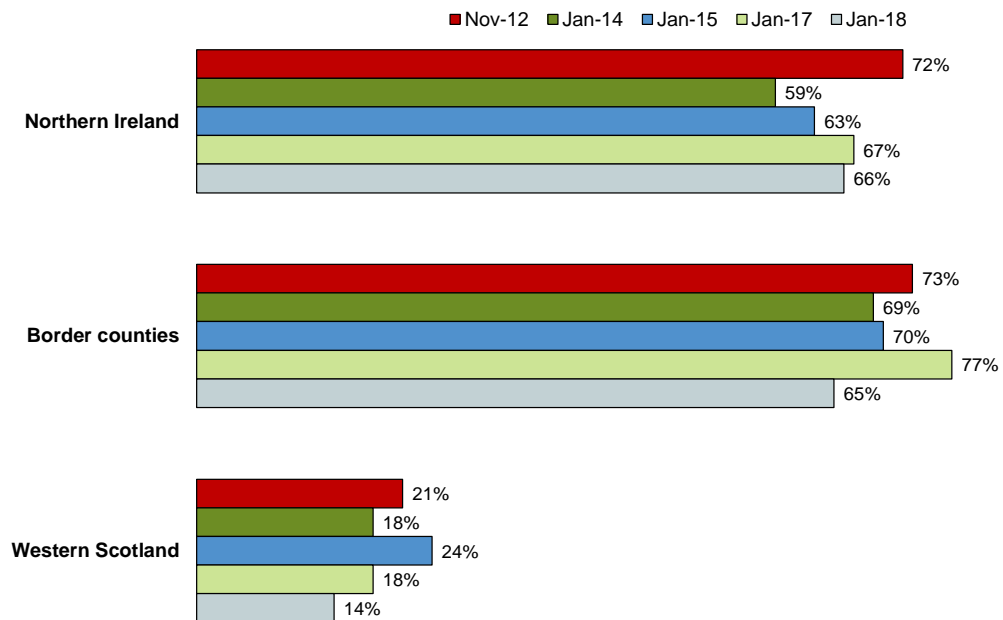
### Impact of INTERREG IVA – Western Scotland

As awareness was low, only four respondents in Western Scotland commented on the impact of Interreg IVA, of which two had no opinion and two perceived the programme to have a positive impact.

## 6. FUNDED PROGRAMMES

Figure 24 demonstrates that awareness of funding to help promote cross border working and co-operation, and to encourage peace and reconciliation, was higher in Northern Ireland and border counties than in western Scotland. Around two-thirds of Northern Ireland (66%) and border county (65%) respondents were aware, compared to almost 1 in 6 (14%) in western Scotland. These awareness trends are similar to those found in 2015 for Northern Ireland and the Border counties.

**Figure 24**  
**Awareness of Western Scotland, Northern Ireland and Border Counties receiving funding**



Are you aware that Northern Ireland and the Border region of Ireland receive funding to help promote cross border working and co-operation, and to encourage peace and reconciliation?  
 [ Base: NI Respondents n=450 / Border Counties respondents n=150 / Western Scotland respondents n=150 ]

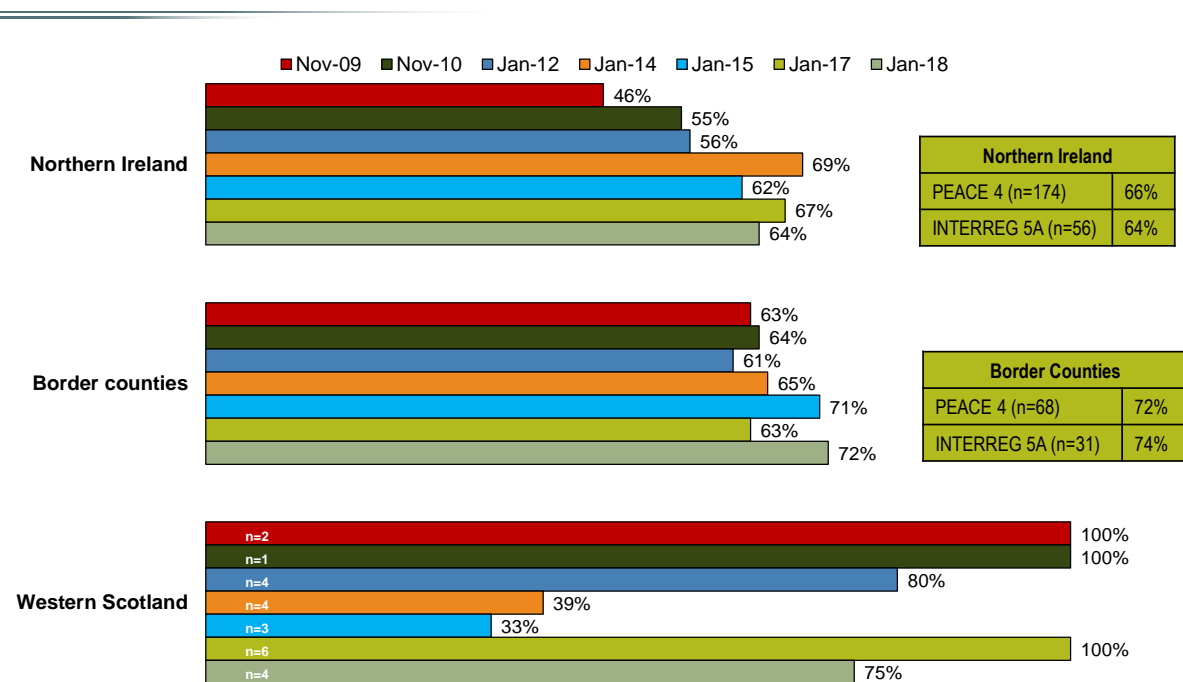
Respondents aware of either PEACE 4 or INTERREG 5A were asked if they knew funding came from the European Union. Results revealed over 7 in 10 border county residents (72%) were aware, a slightly higher level of awareness compared to Northern Ireland residents (72%) Of the 4 western Scotland residents aware, all knew where the funding came from.

In slightly more detail, amongst Northern Ireland respondents, 66% were aware the PEACE 4 funding came from the EU and 64% were aware the INTERREG 5A funding came from the EU.

Amongst the border county respondents, 72% were aware the PEACE 4 funding came from the EU and 74% were aware the INTERREG 5A funding came from the EU (figure 25).

Figure 25

### Awareness of programmes being funded by EU

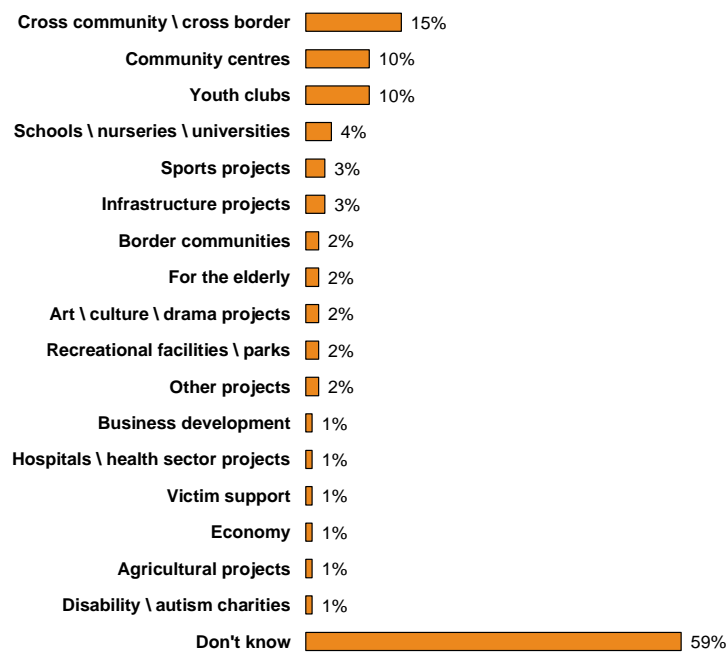


The PEACE III and INTERREG IVA programmes are funded mainly by the European Union, were you aware that the EU funds this programme? [ Base: : Respondents aware of PEACE and/or INTERREG : NI n=192 Nov-09 / 200 Nov-10 / 226 Jan-12 / 195 Jan-14 / 184 Jan-15 / 221 Jan-17 / 181 Jan-18 / Border Counties n= 99 Nov-09 / 92 Nov-10 / 97 Jan-12 / 102 Jan-14 / 83 Jan-15 / 94 Jan-17 / 74 Jan-18 / Western Scotland n= 2 Nov-09 / 1 Nov-10 / 4 Jan-12 / 4 Jan-14 / 3 Jan-15 / 6 Jan-17 / 4 Jan-18]

Respondents were asked to comment on the type of projects they perceived as receiving funding under PEACE 4 and INTERREG 5A. Figures 26 and 27 demonstrate the programmes the Northern Ireland residents believed benefit from funding. The most commonly cited were 'cross community programmes', 'community centres' and 'youth clubs'.

Figure 26

**Type of projects that receive funding under PEACE 4**  
Northern Ireland

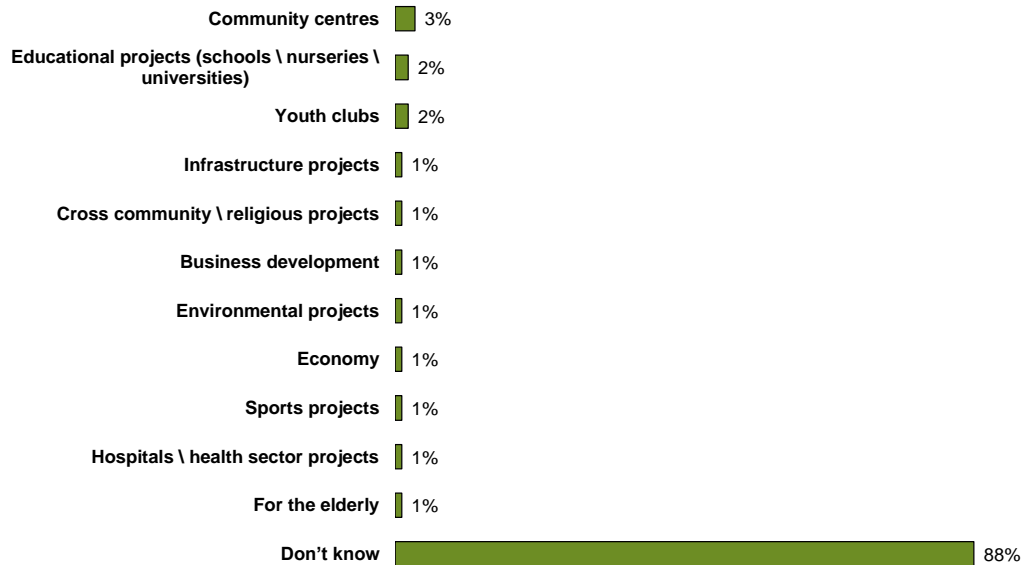


The PEACE 4 programme funds a number of different projects designed to benefit your area. What types of projects do you think receive funding under PEACE 4?  
[ Base: NI Respondents n=450]

There was a much larger proportion of respondents unable to comment on the types of projects that receive funding under INTERREG 5A (figure 27).

Figure 27

### Type of projects that receive funding under INTERREG 5A Northern Ireland

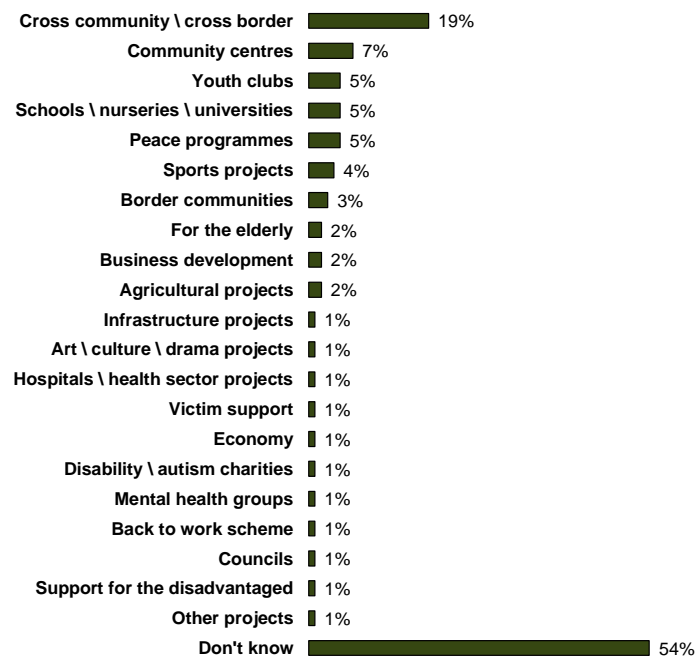


The INTERREG 5A programme funds a number of different projects designed to benefit your area. What types of projects do you think receive funding under INTERREG 5A?  
[ Base: NI Respondents n=450 ]

Border county respondents were asked to comment on the type of projects they perceived as receiving funding under PEACE 4 and INTERREG 5A. Figures 28 and 29 demonstrate the programmes these residents believed benefit from funding. Again the most commonly cited was ‘cross community/border programmes’

Figure 28

**Type of projects that receive funding under PEACE 4**  
*Border Counties*

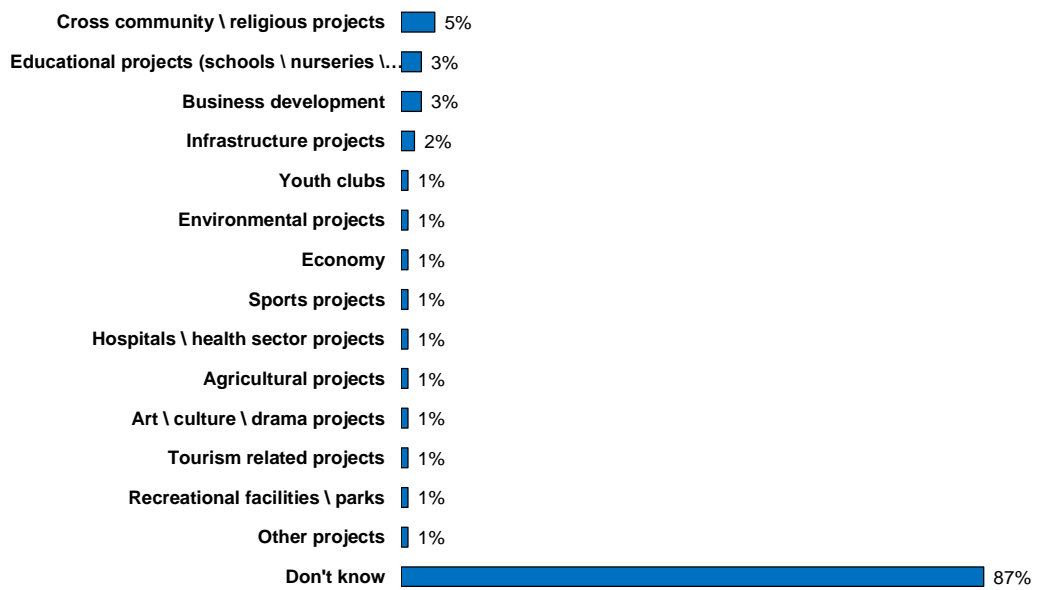


The PEACE 4 programme funds a number of different projects designed to benefit your area. What types of projects do you think receive funding under PEACE 4?  
 [ Base: Border Counties respondents n=150]

Again, there was a much higher proportion of border county respondents unable to comment on the types of projects to receive funding under INTERREG 5A (figure 29).

Figure 29

**Type of projects that receive funding under INTERREG 5A**  
*Border Counties*

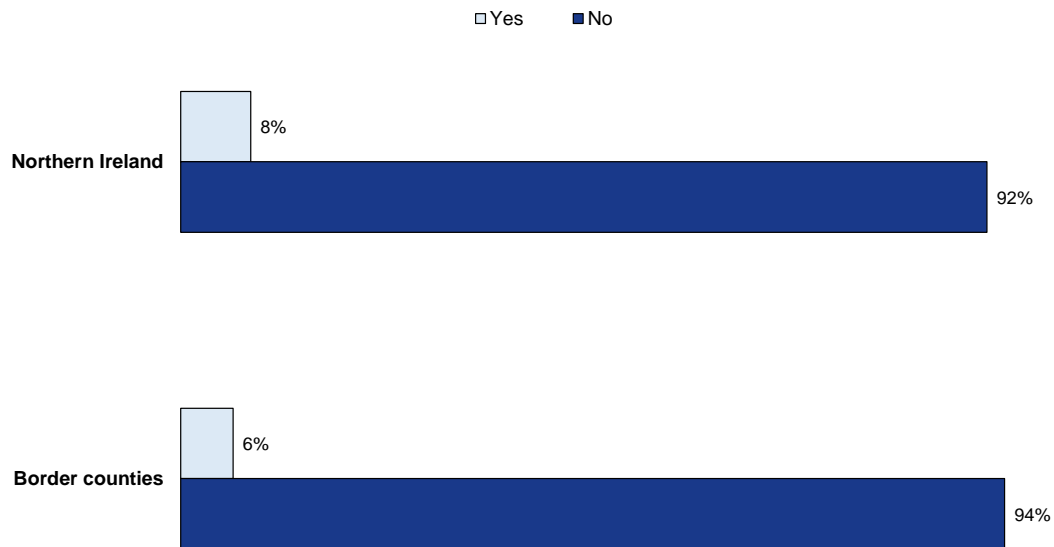


The INTERREG 5A programme funds a number of different projects designed to benefit your area. What types of projects do you think receive funding under INTERREG 5A?  
 [ Base: Border Counties respondents n=150 ]

All respondents were asked whether they were aware of any other organisations within their area that delivered funding for PEACE 4. Figure 30 demonstrates low levels of awareness in both Northern Ireland (8%) and the border counties (6%).

Figure 30

**Awareness of organisation delivering PEACE 4 funding with local area January 2018**



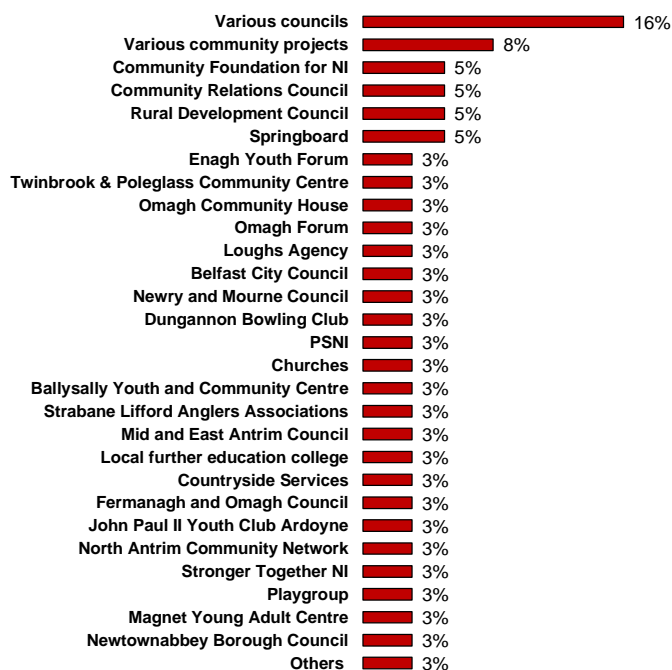
Do you know the name of any other organisation which delivers PEACE 4 funding within your local area?  
[ Base: NI Respondents n=450 / Border Counties respondents n=150 ]



Although the base is small, of the 37 Northern Ireland respondents stating they were aware of who provided PEACE 4 funding, the list of organisations they mentioned is outlined below; with local councils, community groups as the most popular choices.

Figure 31

### Name of organisation delivering PEACE 4 funding – Northern Ireland Jan’ 2018



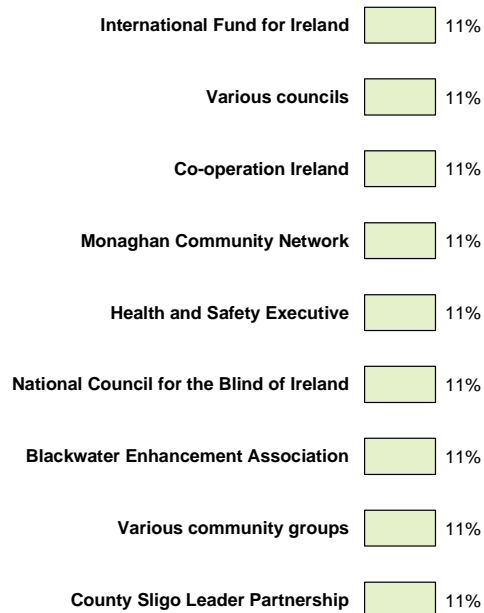
What is it called?

[ Base: Northern Ireland respondents aware of organisation delivering PEACE 4 funding n=37 ]

9 border county residents claimed they were aware of other organisations providing PEACE 4 funding.

Figure 32

### Name of organisation delivering PEACE 4 funding – Border Counties Jan'2018




What is it called?

[ Base: Border county respondents aware of organisation delivering funding n=9 ]

All respondents were asked whether they were aware of any other organisations within their area that delivered funding for INTERREG 5A. Figure 33 demonstrates low levels of awareness in Northern Ireland (2%), the border counties (2%) and western Scotland (3%).

Figure 33

**Awareness of organisation delivering INTERREG 5A funding with local area January 2018**

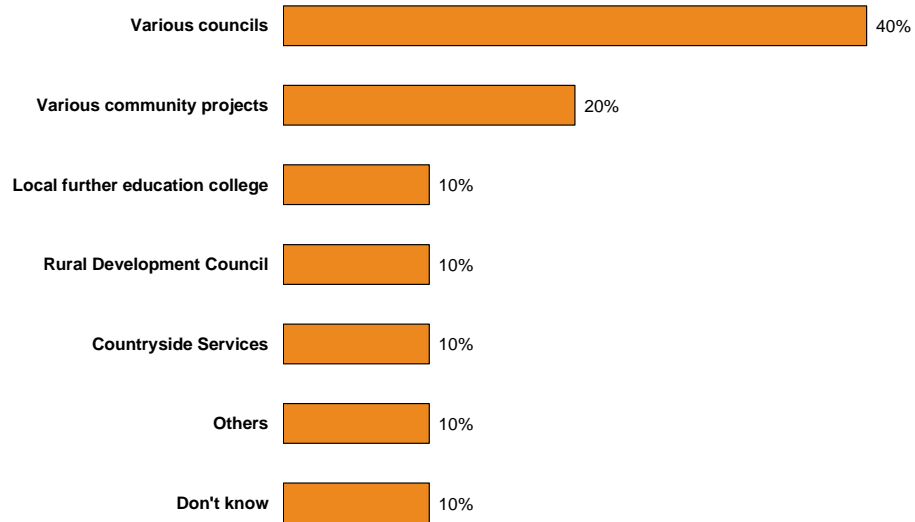


Do you know the name of any other organisation which delivers INTERREG 5A funding within your local area?  
[ Base: NI Respondents n=450 / Border Counties respondents n=150 / Western Scotland respondents n=150 ]

Over the next few pages figures 34, 35, and 36 list the organisations respondents were aware of providing INTERREG 5A funding.

Figure 34

**Name of organisation delivering INTERREG 5A funding – Northern Ireland Jan' 2018**




What is it called?

[ Base: Northern Ireland respondents aware of organisation delivering INTERREG 5A funding n=10 ]

\*caution small base

Figure 35

**Name of organisation delivering INTERREG 5A funding – Border Counties Jan'2018**



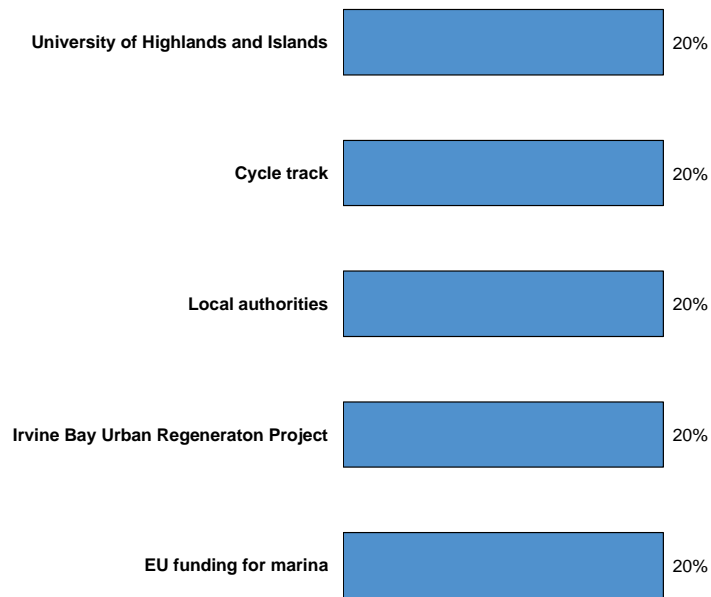
What is it called?

[ Base: Border county respondents aware of organisation delivering funding n=3 ]

\*caution small base

Figure 36

**Name of organisation delivering INTERREG 5A funding – Western Scotland Jan' 2018**



What is it called?

[ Base: Western Scotland respondents aware of organisation delivering funding n=5 ]

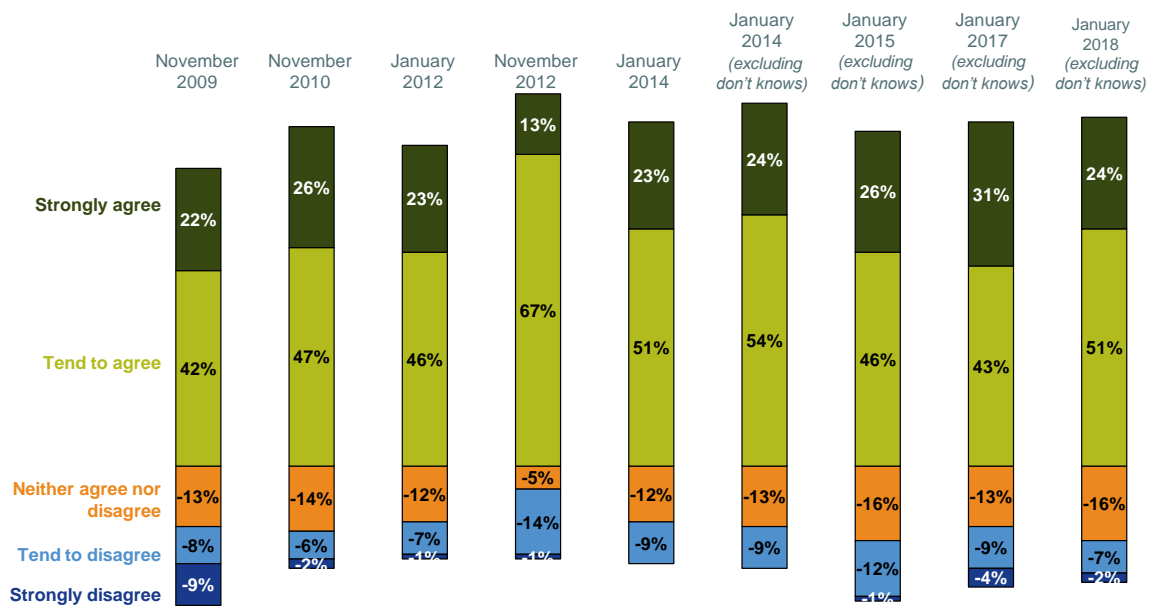
\*caution small base

## 7. PERCEIVED IMPACT OF EU FUNDING

Respondents aware of either programme were asked to rate the extent to which they agreed or disagreed that 'EU funding is making a positive difference to communities'. Among Northern Ireland residents 75% either strongly agreed or agreed (figure 37).

Figure 37

### EU funding is making a positive difference to communities – Northern Ireland



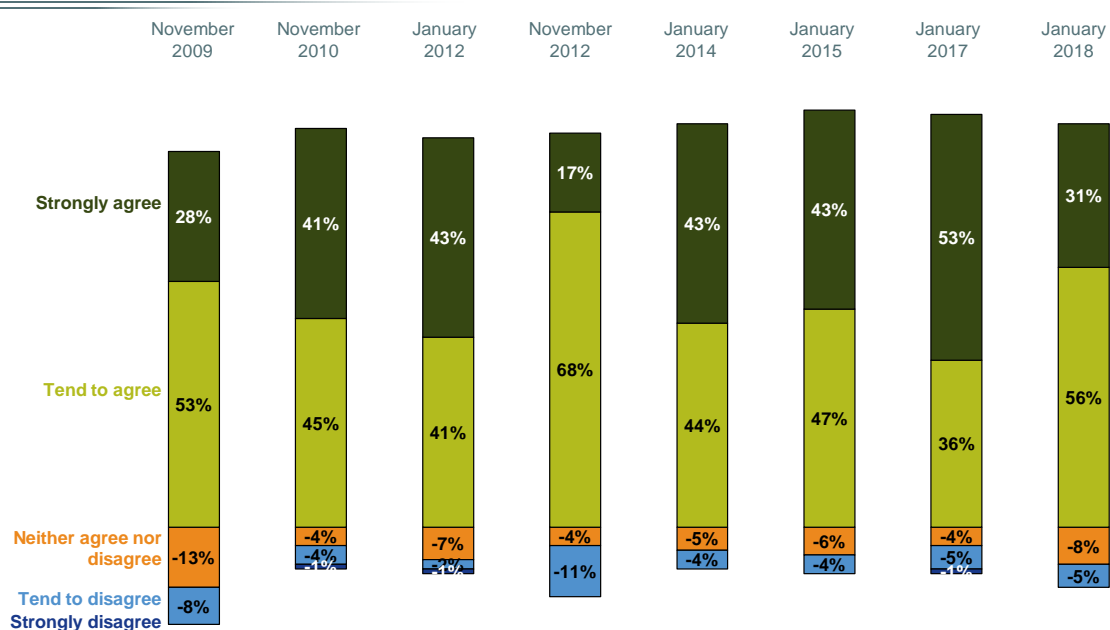
To what extent do you agree or disagree with statement:

[ Base :NI Respondents aware of PEACE III and/or INTERREG IVA n=192 Nov-09 / 200 Nov-10 / 226 Jan-12 / 184 Jan-14 / 169 Jan-14 excluding DK / 450 Jan-15 excluding DK / 207 Jan-17 excluding DK / 408 Jan-17 excluding DK ]

Agreement with the statement 'EU funding is making a positive difference to communities' was higher among border county residents (87%) relative to those in Northern Ireland (75%). Among border county residents overall agreement had remained consistent on previous years (figure 38).

Figure 38

### EU funding is making a positive difference to communities – Border Counties



To what extent do you agree or disagree with statement:

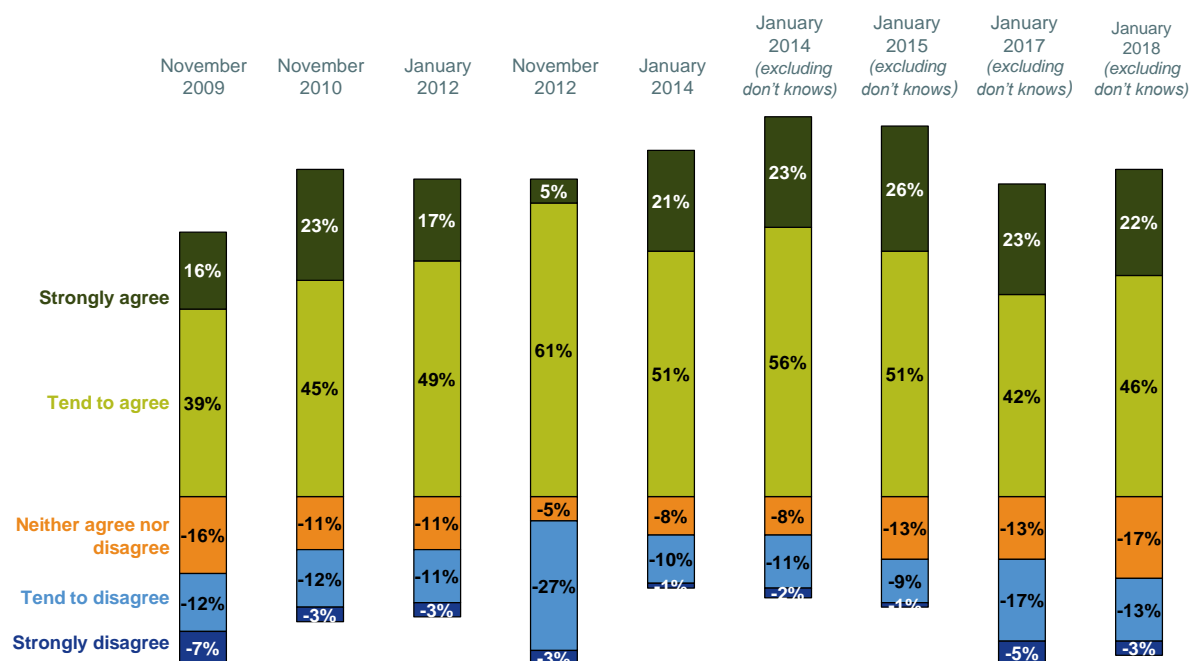
[ Base: Border Counties respondents aware of PEACE 4 and/or INTERREG 5A n= 99 Nov-09/ 92 Nov-10/ 97 Jan-12/ 96 Jan-14 / 91 Jan-14/ 77 Jan-15/ 94 Jan-17/ 128 Jan-17 ]

In western Scotland, 62% either agreed or strongly agreed, 18% remained impartial and 21% either disagreed or strongly disagreed with the statement 'EU is making a positive difference to communities'.

Figure 39 shows the extent of agreement with the statement 'EU funding is investing in your future'. There was an overall level of agreement among 68% of Northern Ireland respondents.

Figure 39

### EU funding is investing in your future – Northern Ireland



To what extent do you agree or disagree with statement:

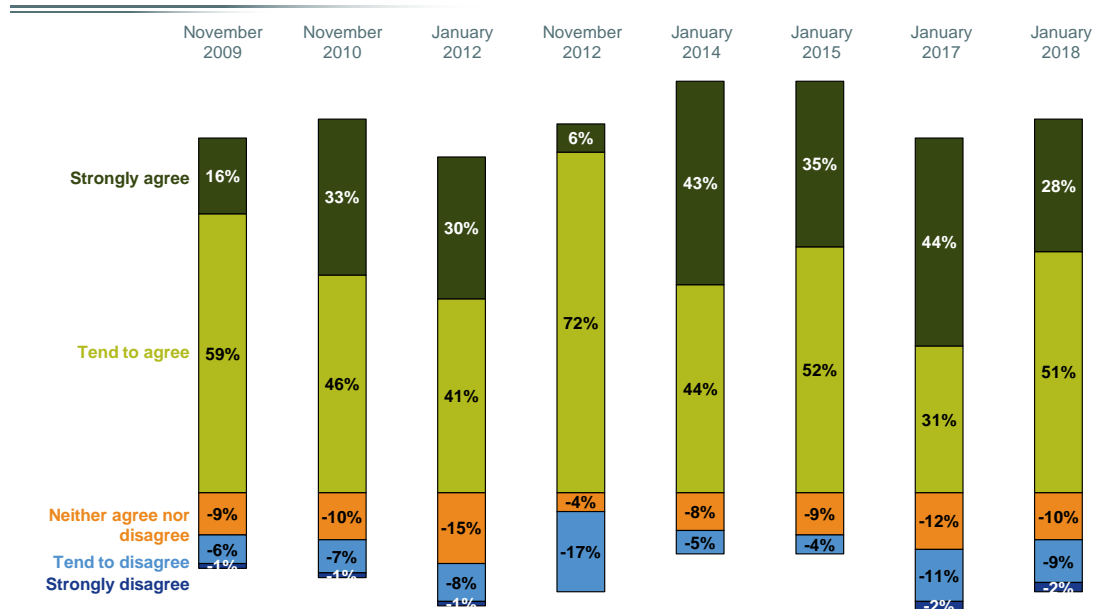
[ Base : NI Respondents aware of PEACE III and/or INTERREG IVA n=192 Nov-09 / 200 Nov-10 / 226 Jan-12 / 184 Jan-14 / 165 Jan-14 / 150 Jan-15 excluding DK / 205 Jan-17 excluding DK / 402 Jan-18 excluding DK ]



Overall agreement with the statement was higher across the border counties than in Northern Ireland (68%) with nearly 4 in 5 (79%) strongly agreeing or agreeing.

Figure 40

**EU funding is investing in your future – Border Counties**



To what extent do you agree or disagree with statement:

[ Base: Border Counties respondents aware of PEACE III and/or INTERREG IVA n= 99 Nov-09 / 92 Nov-10 / 97 Jan-12 / 96 Jan-14 / 77 Jan-15 / 93 Jan-17 / 130 Jan-18 ]

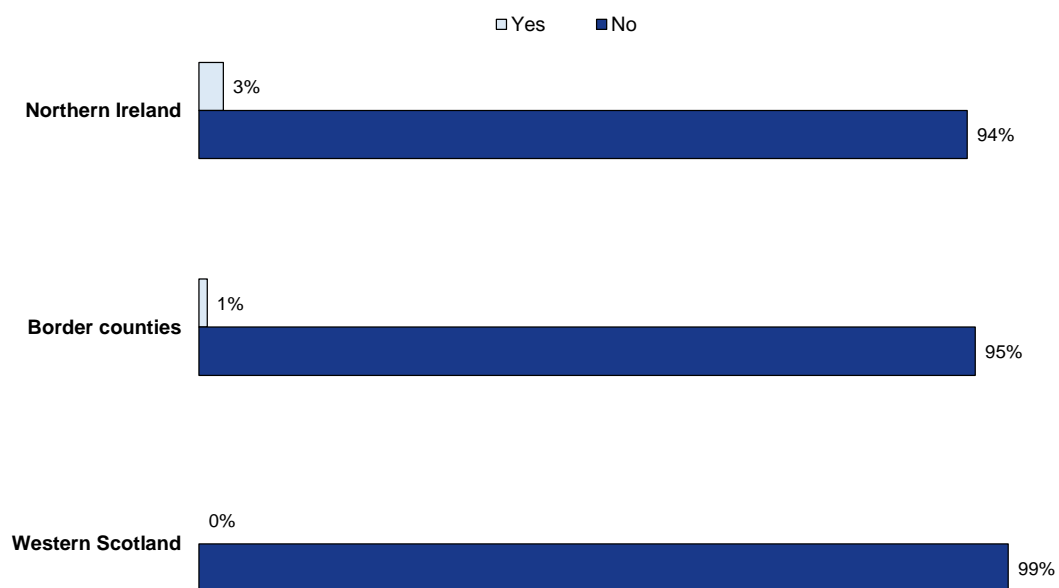
In western Scotland, 54% either agreed or strongly agreed, 15% remained impartial, and 31% either disagreed or disagreed strongly with the statement 'EU funding is investing in your future'.

## 8. FINDING OUT MORE

Figure 41 below demonstrates that very few people have received information about either PEACE 4 or INTERREG 5A. Those living in Northern Ireland (3%) were more likely to have received information than border counties (1%) residents. None of the Scottish residents claimed to have received any information.

Figure 41

### Received information about PEACE 4 or INTERREG 5A, January 2018



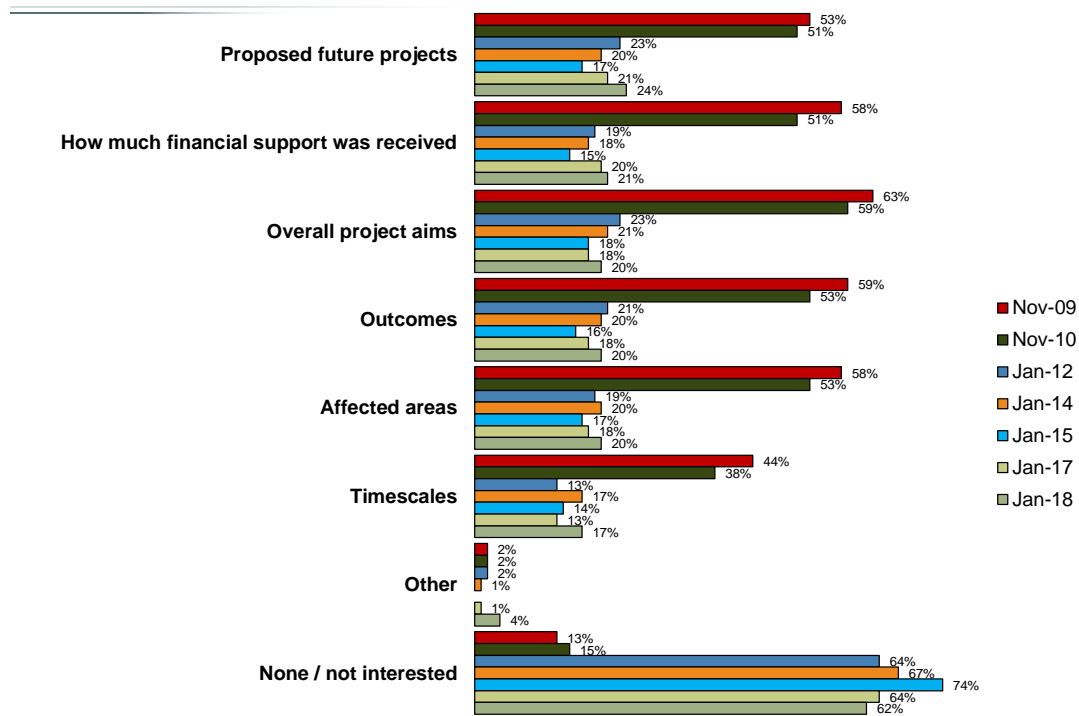
Have you received any information on the PEACE 4 or INTERREG 5A programme?

[ Base: NI Respondents n=450 / Border Counties respondents n=150 / Western Scotland respondents n=150 ]

Amongst Northern Ireland residents, there wasn't one core area respondents were interested in but rather showed interest in all areas equally. Aside from timescales, around 1 in 5 respondents showing interest in each of the key areas mentioned. More than three-fifths of respondents (62%) were not interested in receiving any additional information, in line with 2017 figures (64%).

Figure 42

### Information most interested in receiving – Northern Ireland

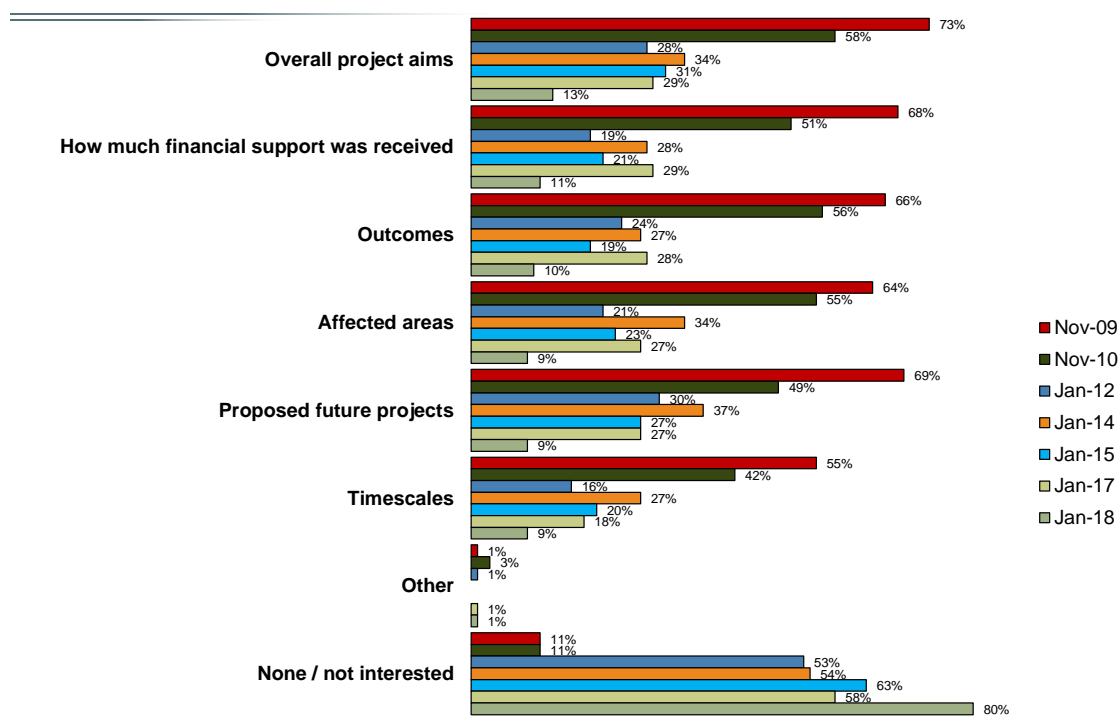


Which of the following pieces of information would you be interested in receiving regarding these projects?  
 [ Base: NI respondents n=450 ]

Figure 43 reveals similar trends in the border counties to that of Northern Ireland when it comes to the areas respondents were interested in receiving information on, albeit proportions are lower in the border counties with around 1 in 10 showing interest in each area compared to 2 in 10 in Northern Ireland. Four-fifths (80%) did not have any interest in additional information, increasing by more than one-fifth since January 2017 (figure 43).

Figure 43

### Information most interested in receiving – Border Counties

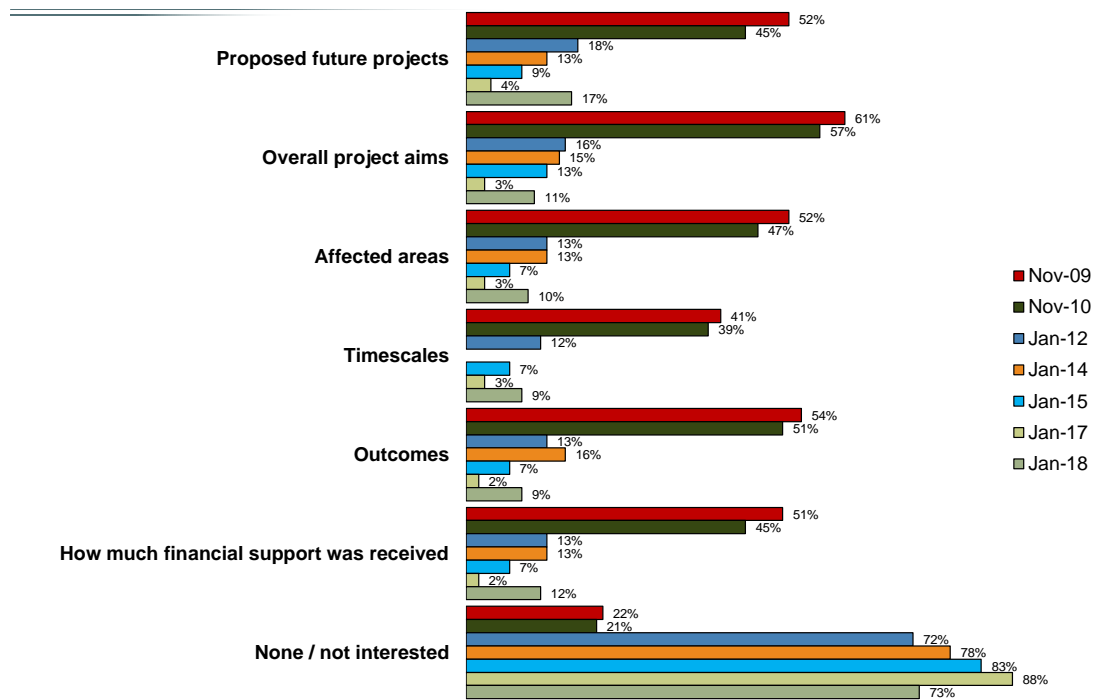


Which of the following pieces of information would you be interested in receiving regarding these projects?  
 [ Base: Border Counties respondents n=150 ]

The chart below (figure 44) reveals a gradual decline in interest between 2012 and 2017 among western Scotland respondents in relation to desired information. In 2018 there is a noticeable surge in interest levels across all areas.

Figure 44

### Information most interested in receiving – Western Scotland



Which of the following pieces of information would you be interested in receiving regarding those projects?  
 [ Base: Western Scotland respondents n=150 ]

## STAKEHOLDER FINDINGS

### 9. ACHIEVEMENT OF OBJECTIVES

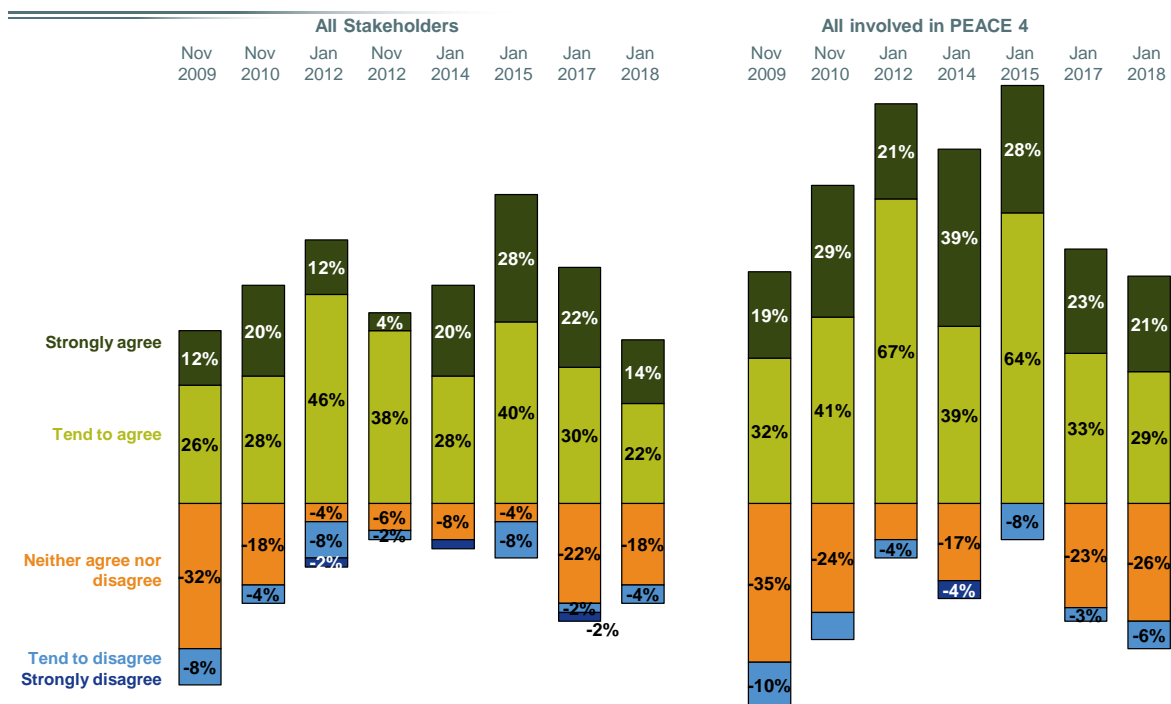
The analysis of the stakeholders survey incorporates those involved with PEACE 4 and INTERREG 5A. As well as reporting on these results by all stakeholders additional analysis has also been done by each individual programme.

2018 findings are trended with previous years. However, as the data sets collected in previous years would have been based on the PEACE III and INTERREG IVA programmes the findings are not directly comparable but have been included for reference. Please note that some of these bases are quite small and therefore should be treated with a hint of caution.

Stakeholders were asked to rate the extent to which they agreed or disagreed that each of the programmes were meeting their objectives. Amongst those stakeholders involved with PEACE 4 50% (half) strongly agreed or agreed that PEACE 4 was achieving its objectives.

Figure 45

#### Extent of agreement – “I think PEACE 4 is achieving its objectives”

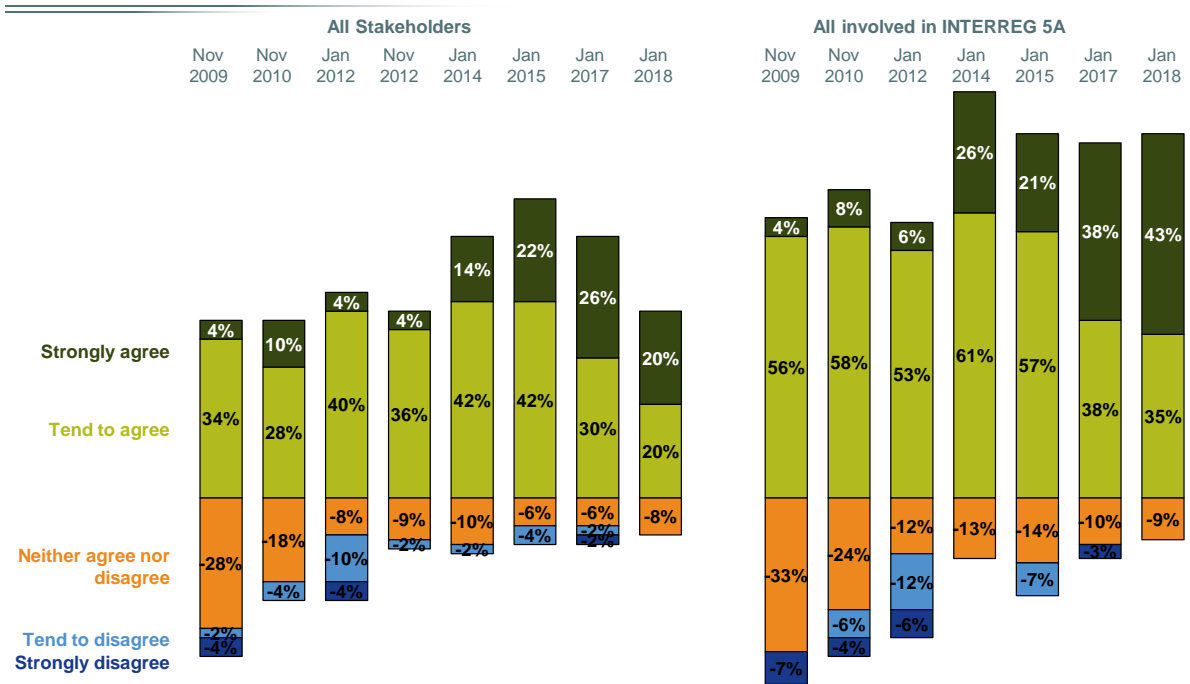


To what extent do you agree or disagree with statement: I think PEACE 4 is achieving its objectives  
 [ Base: Stakeholders n=50 ]

Of the stakeholders involved in INTERREG 5A surveyed, 78% (nearly 4 in 5) strongly agreed or agreed that INTERREG 5A was achieving its objectives.

Figure 46

**Extent of agreement – “I think INTERREG 5A is achieving its objectives”**



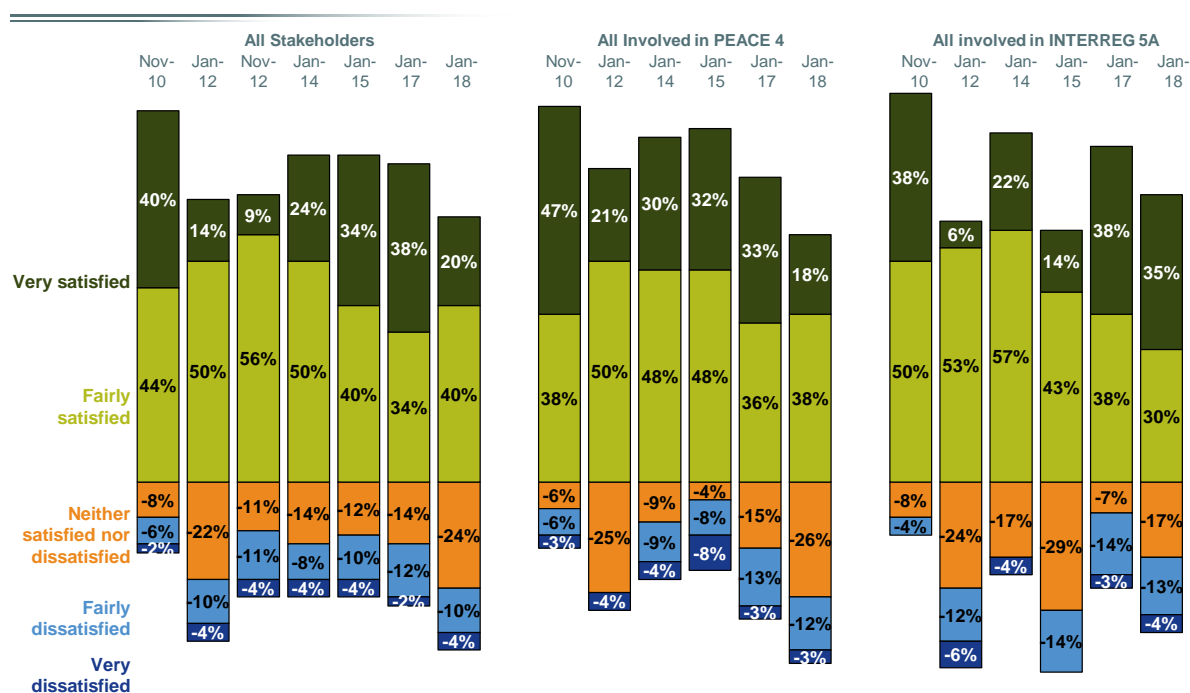
To what extent do you agree or disagree with statement: I think INTERREG 5A is achieving its objectives  
 [ Base: Stakeholders n=50 ]

## 10. SATISFACTION AMONG STAKEHOLDERS

Among all 50 stakeholders sampled, 60% (three-fifths) were either very satisfied or satisfied with the level of information they receive from Special EU Programmes Body. Satisfaction was higher among those involved with INTERREG 5A than those involved with PEACE 4 (65% vs. 56%) (figure 47).

Figure 47

### Level of satisfaction with level of information received from SEUPB



How satisfied or dissatisfied are you with the level of information you receive from the Special EU Programme Body?  
 [ Base: Stakeholders n=50 ]

Overall, only 7 stakeholders (14%) were either very dissatisfied or dissatisfied with the level of information received. The reasons cited for dissatisfaction included:

- No recent receipt of information
- In the absence of Stormont, each council area needs to have specially tailored information
- Unless you are on the committee you are reading from a transcript, instead of having one councillor on it, any councillor should be able to attend. Some of the right people are missing out on committee meetings and making a difference, it should be an open invitation to all. I feel that there is some bureaucracy involved and some people who are involved aren't really trying to help local communities.

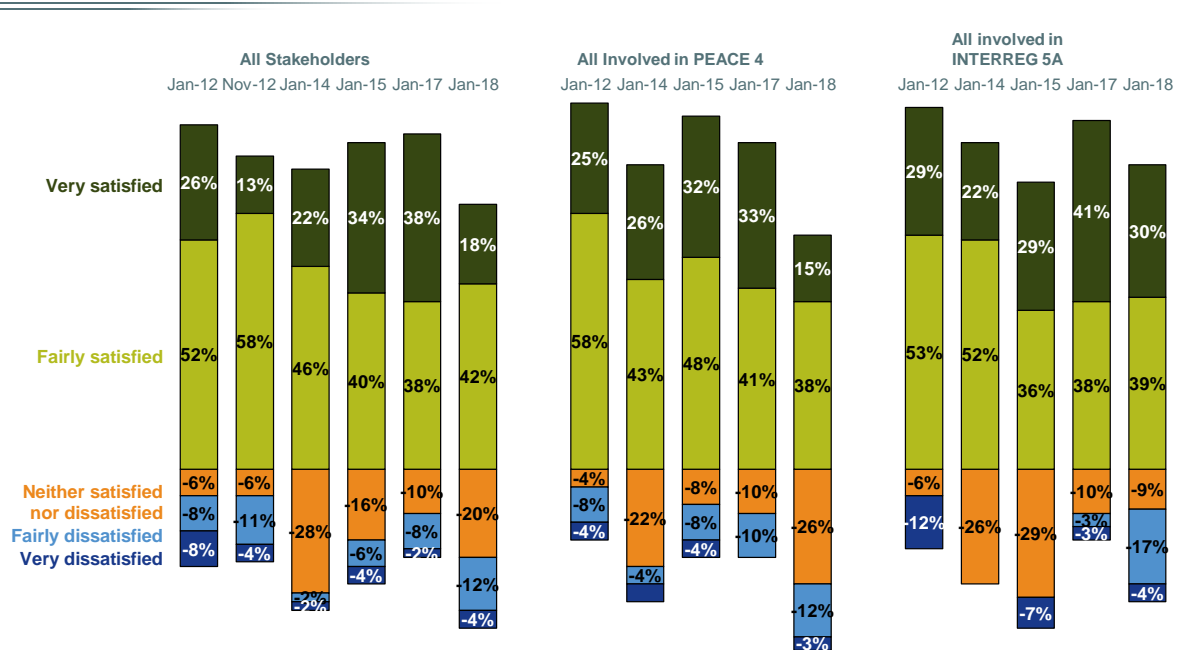


- The level of the information is very generic and there is a level of information which you need to research yourself - open to misinterpretation, not specific and not explicit enough
- Would like to be updated
- We've got a handful of bits of information. I think information should be available and elected members should be emailed to be kept up to date.
- Made more aware of programmes and events

Among all 50 stakeholders surveyed, 60% (three-fifths) were either very satisfied or satisfied with the interaction they had with Special EU Programmes Body. Levels of satisfaction were higher among those involved with INTERREG 5A compared to those involved with PEACE 4 (69% vs. 53%) (figure 48).

Figure 48

### Level of satisfaction with interaction with SEUPB



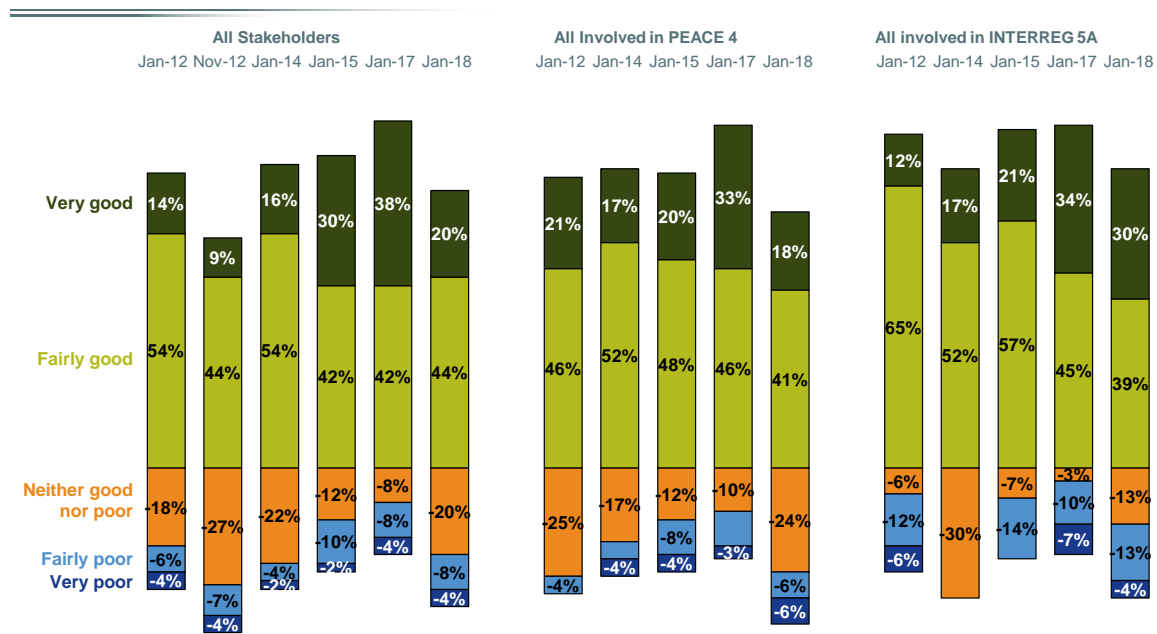
How satisfied or dissatisfied are you with the level of interaction you receive from the SEUPB?  
 [ Base: Stakeholders n=50 ]

Stakeholders were required to assess the overall level of support and guidance they received about the programmes. Some 64% were satisfied with the support and guidance they had received.

Levels of satisfaction among those involved with INTERREG 5A were higher compared to those involved with PEACE 4 (69% vs. 59%) (figure 49).

Figure 49

### Assessment of support and guidance received

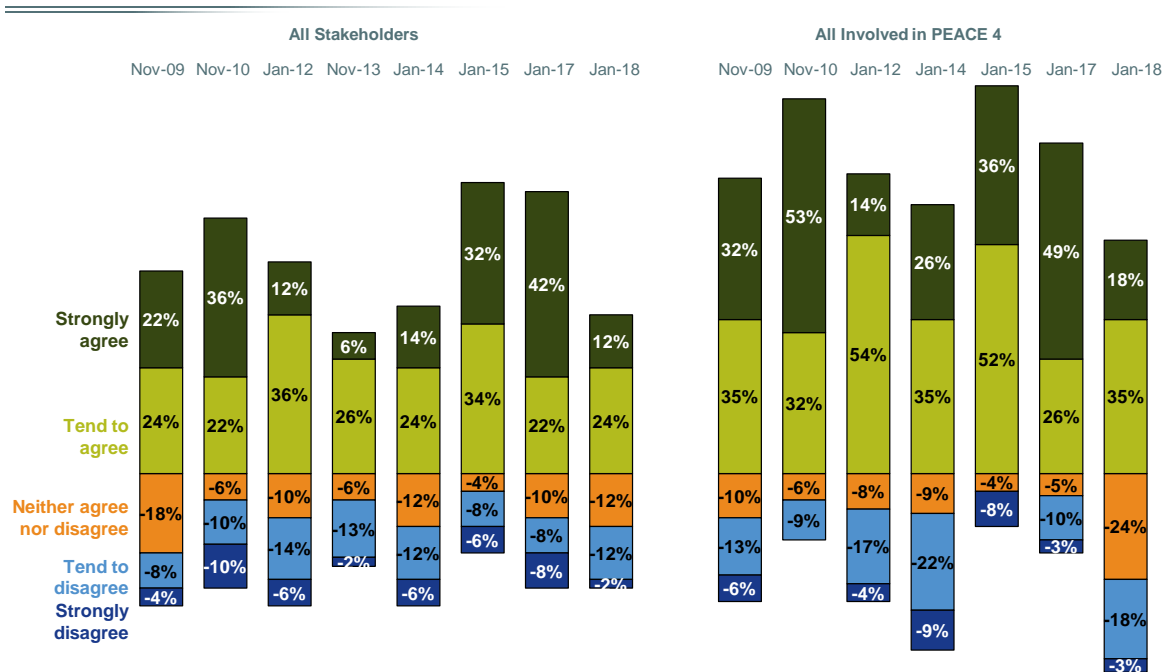


In your opinion, how satisfied or dissatisfied are you with overall level of support and guidance you receive about the programmes?  
 [ Base: Stakeholders n=50 ]

## 12. PROGRAMME INFORMATION - STAKEHOLDERS

Of the stakeholders involved with the PEACE 4 programme, 53% (over half) agreed or strongly agreed they were kept well informed about the progress of the programme (figure 50).

Figure 50  
**Extent of agreement – “I am kept well informed about the progress of the PEACE 4 Programme”**

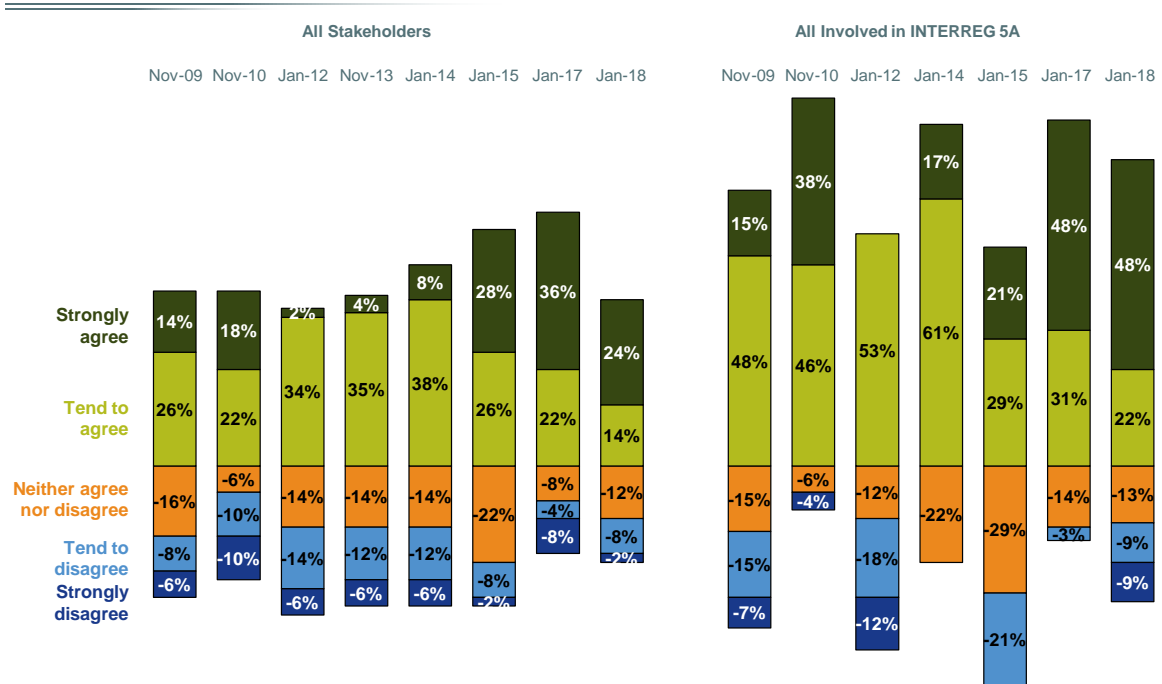


To what extent do you agree or disagree with the statement, “I am kept well informed about the progress of the PEACE 4 Programme” [ Base: Stakeholders n=50 ]

Of the stakeholders involved with the INTERREG 5A programme, 70% agreed or strongly agreed they were kept well informed about the progress of the programme (figure 51).

Figure 51

**Extent of agreement – “I am kept well informed about the progress of the INTERREG 5A Programme”**

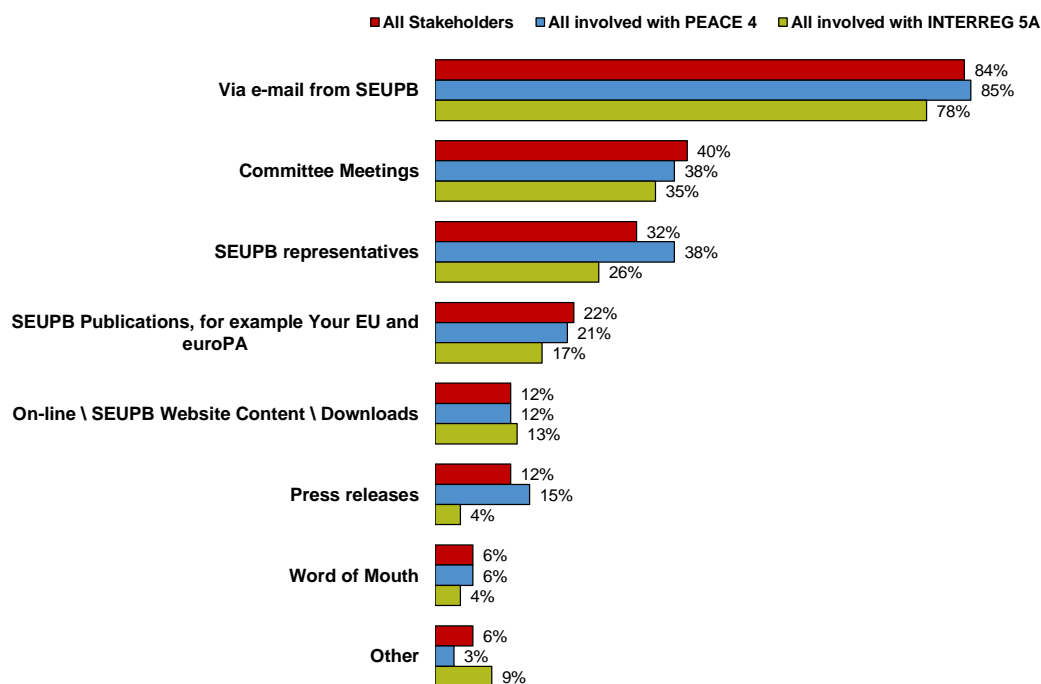


To what extent do you agree or disagree with the statement? – I am kept well informed about the progress of the INTERREG 5A Programme  
 [ Base: Stakeholders n=50 ]

The preferred method of receiving information for the majority was via email from SEUPB, with a smaller proportion expressing interest in receiving information through committee meetings or SEUPB representatives (figure 52).

Figure 52

### Preferred methods of receiving information



What are your preferred methods of receiving information about the programme?

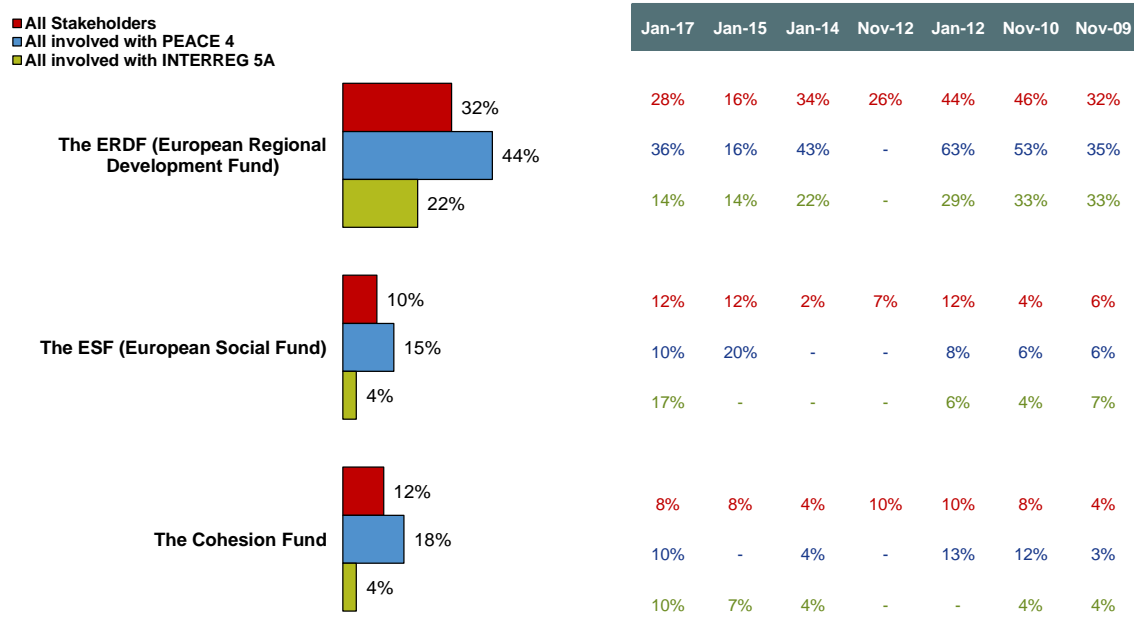
[ Base: Stakeholders n=50 ]

## 12. AWARENESS OF STRUCTURAL FUNDS – STAKEHOLDERS

Around 1 in 3 (32%) stakeholders regarded the PEACE 4 programme as falling under the European Regional Development Fund. This figure was greater among those involved with the actual programme (44%). Fifteen percent of those involved with PEACE 4 believed the programme fell under the ESF, another 18% believed the programme fell under the Cohesion Fund (figure 53).

Figure 53

### Structural fund PEACE 4 falls under

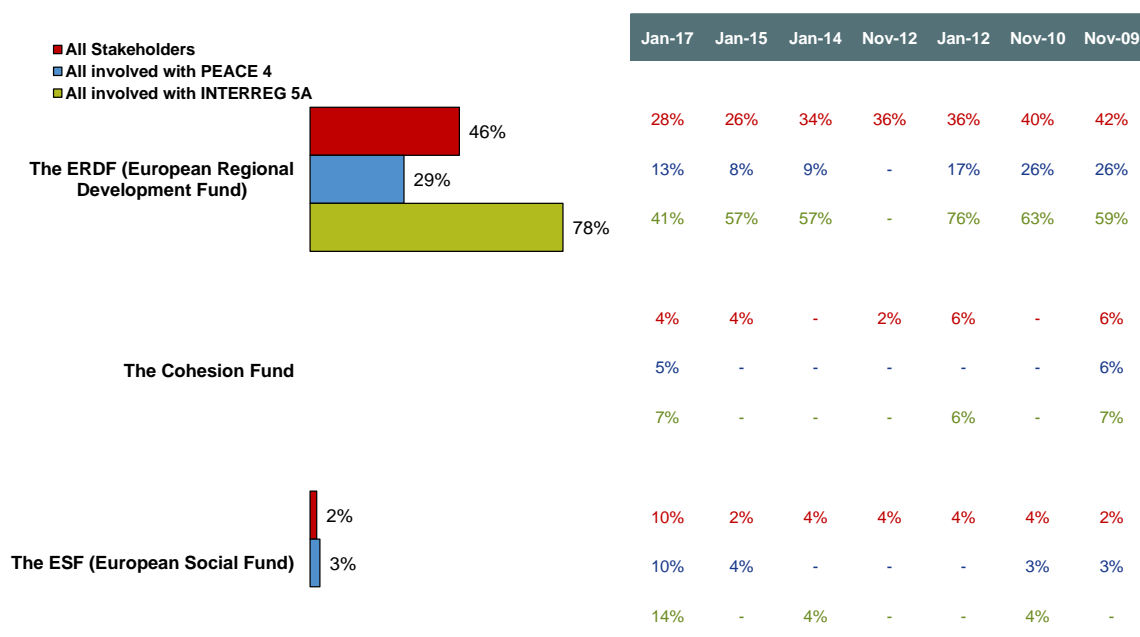


Can you name the structural fund that PEACE 4 falls under?  
 [ Base: Stakeholders n=50 ]

Approaching half (46%) of stakeholders regarded the INTERREG 5A programme as falling under the European Regional Development Fund. Again, this figure was greater among those involved with the actual programme (78%). None of those involved with the programme believed the fund fell either under the ESF or under the Cohesion Fund (figure 54).

Figure 54

### Structural fund INTERREG 5A falls under



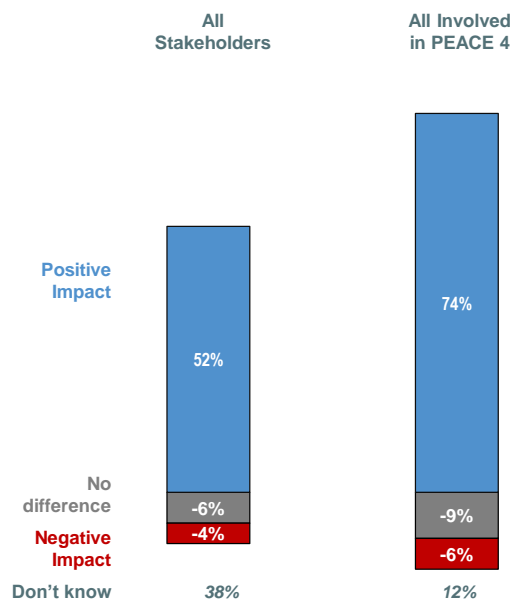
Can you name the structural fund that INTERREG 5A falls under?  
 [ Base: Stakeholders n=50 ]

### 13. IMPACT OF PROGRAMMES – STAKEHOLDERS

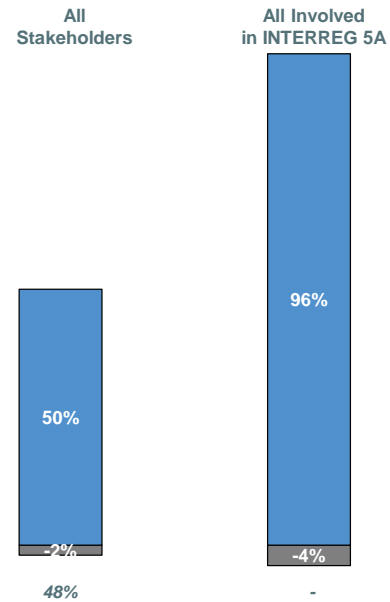
Stakeholders were asked separately for each programme if the programmes were having a positive impact, or making no difference. Seventy four percent of those involved in PEACE 4 perceived the programme to be having a positive impact. More positive trends were found for INTERREG 5A, of those involved 96% perceiving the programme to be having a positive impact (figure 55).

Figure 55

#### Impact of PEACE 4



#### Impact of INTERREG 5A



In your opinion, is the PEACE 4 / INTERREG 5A programme having a positive impact or is it making no difference?  
 [ Base: Stakeholders n=50 ]

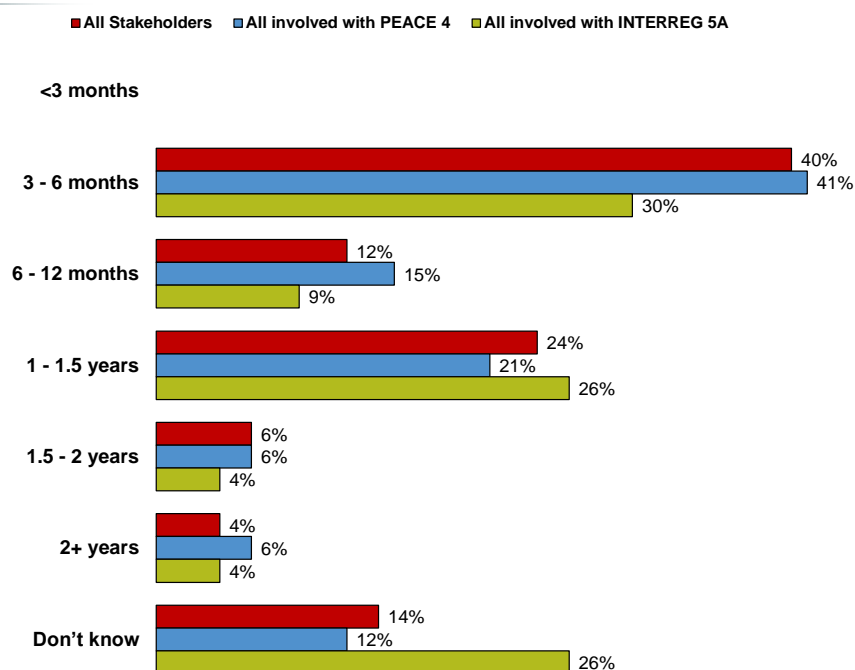


## 14. THE APPLICATION PROCESS - STAKEHOLDERS

Stakeholders were further asked to comment on how long they ‘think’ it takes to process a funding application, then how long they think it ‘should’ take to process a funding application. Two-fifths (40%) perceived a funding application to be processed between 3-6 months. Just over a tenth (12%) suggested 6-12 months. Perceptions suggested that funding applications in relation to INTERREG 5A were taking slightly longer to process, as more stakeholders involved with this programme stated longer timeframes than those involved with PEACE 4. Notably, no one who was either involved with PEACE 4 or INTERREG 5A thought it took under 3 months to process a funding application (figure 56).

Figure 56

### Length of time think it takes to process funding application

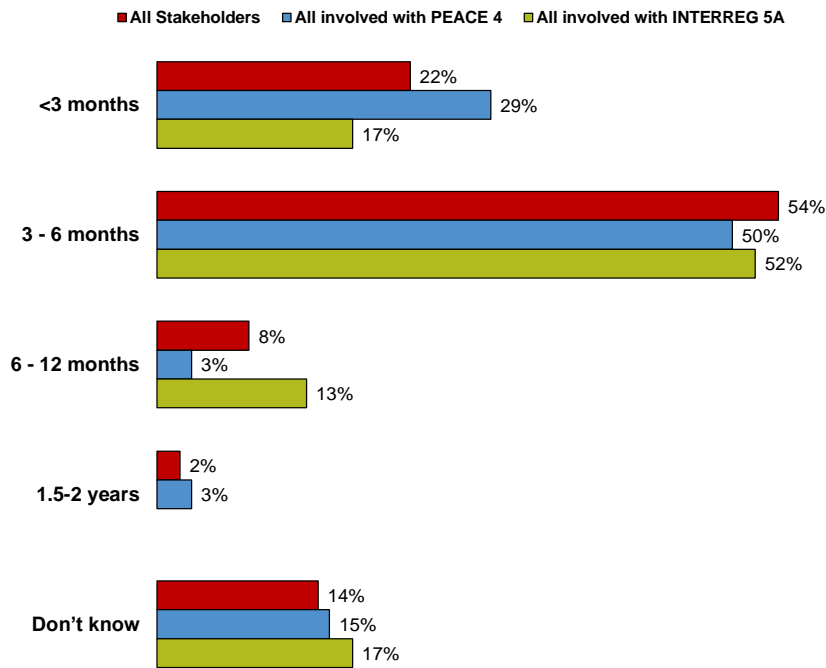


How long do you think it takes the SEUPB to process a funding application?  
 [ Base: Stakeholders n=50 ]

When commenting on the length of time it 'should' take to process a funding application 22% of stakeholders stated less than 3 months, rising to 29% amongst PEACE 4 respondents although falling to 17% amongst those involved with INTERREG 5A (figure 57).

Figure 57

### Length of time think it should take to process funding application



How long do you think it should take the SEUPB to process a funding application?  
 [ Base: Stakeholders n=50 ]

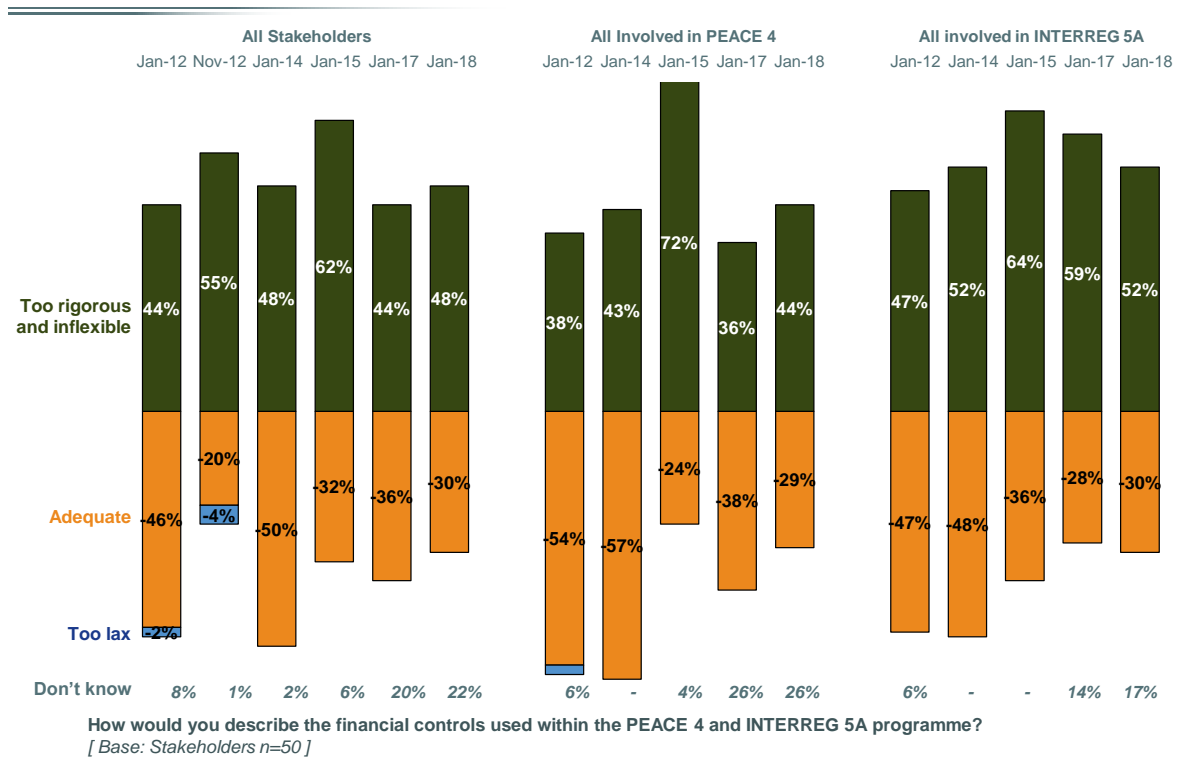
## 15. FINANCIAL CONTROLS - STAKEHOLDERS

The participating stakeholders were asked to describe the financial controls used within PEACE 4 and INTERREG 5A. Three in ten (30%) described these controls as ‘adequate’ whilst 48% found the controls too rigorous and inflexible. Those involved in INTERREG 5A, were more likely to find the controls too rigorous and inflexible (52%) compared to those involved in PEACE 4 (44%).

None of the stakeholders described the financial controls as being ‘too lax’.  
(figure 58).

Figure 58

### Description of financial controls



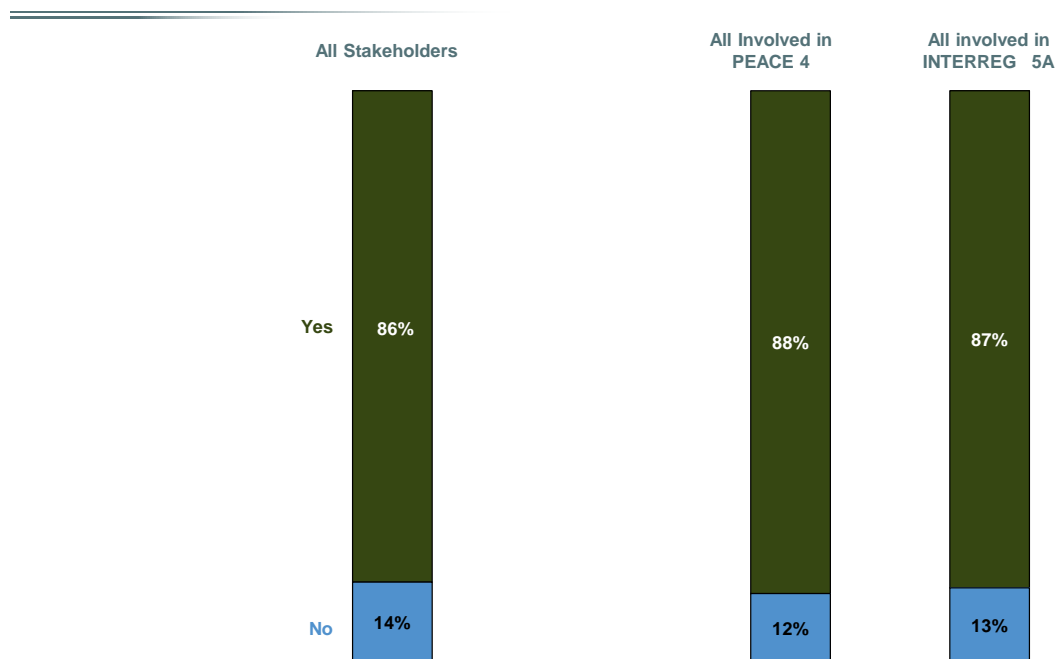
## 16. SUGGESTED IMPROVEMENTS AMONG STAKEHOLDERS

## 17. ADEQUATE GUIDANCE SUPPORT FROM THE SEUPB

Figure 62 shows almost 9 in 10 (86%) stakeholders believed that projects in receipt of financial assistance under the PEACE 4 or INTERREG 5A programme received adequate guidance support from the SEUPB. Opinions did not vary greatly between those involved in PEACE 4 and those involved in INTERREG 5A.

Figure 62

### Projects in receipt of financial assistance receiving adequate guidance



Do you think that projects in receipt of financial assistance under the PEACE 4 or INTERREG 5A Programmes receive adequate guidance support from the SEUPB?

[Base: Stakeholders n=50]

## 18. SUMMARY

- Awareness of the Special EU Programmes Body was highest in Northern Ireland compared to the other areas sampled
  - 14% awareness in Northern Ireland
  - 16% awareness in border counties
  - 4% awareness in western Scotland
- Awareness of PEACE 4 was higher in the border counties
  - 45% awareness in border counties
  - 39% awareness in Northern Ireland
- More border county than Northern Ireland respondents aware of the PEACE 4 programme believed it was having a positive impact
  - 87% of those from border counties
  - 74% of Northern Ireland respondents
- Awareness of INTERREG 5A was also higher in the border counties
  - 21% awareness in border counties
  - 12% awareness in Northern Ireland
  - 3% awareness in western Scotland
- More border county respondents aware of the INTERREG 5A programme believed it was having a positive impact
  - 85% of border county respondents
  - 62% of those from Northern Ireland
- Border county and Northern Ireland residents were equally aware of the areas receiving funding to help promote cross border working and co-operation, and to encourage peace and reconciliation
  - 65% awareness in border counties
  - 66% awareness in Northern Ireland
  - 14% awareness in western Scotland
- Among those aware of the programmes, 87% of border county respondents agreed 'EU funding is making a positive difference to communities'; while 75% of Northern Ireland respondents agreed
- Among those aware of the programmes, 79% of border county respondents agreed 'EU funding is investing in your future'; while 68% of Northern Ireland respondents agreed
- Among stakeholders involved in PEACE 4, 50% agreed with the statement 'I think PEACE 4 is achieving its objectives'; while 78% involved in INTERREG 5A agreed with the statement 'I think INTERREG 5A is achieving its objectives'

- 60% of stakeholders were satisfied with the level of information they received from the Special EU Programmes Body
- 64% of stakeholders assessed the support and guidance received as very or fairly good
- Among stakeholders involved in PEACE 4, 53% agreed with the statement 'I am kept well informed about the progress of the PEACE 4 programme'; while 70% involved in INTERREG 5A agreed with the statement 'I am kept well informed about the progress of the INTERREG 5A programme'
- Preferred method of communication by the vast majority was via email from SEUPB
- 32% of all stakeholders stated the PEACE 4 programme fell under the European Regional Development Fund; with 46% claiming the INTERREG 5A programme fell under the ERDF.

## APPENDIX

### NI QUESTIONNAIRE

#### INFO

M301723 - SEUPB - NI

Good morning \ afternoon \ evening, I am \_\_\_\_\_ from the research agency Millward Brown, and we are conducting a very short survey about funded programmes. The survey should take no more than 5 minutes to complete

#### QUESTION 21

#### NUMBER

SAVE IN POST  
MINIMAL VALUE 1

Before we start the interview I just have a couple of classification questions to ask you ..  
What are the first two digits of your postcode?  
RECORD FIRST TWO DIGITS OF POSTCODE - i.e. BT6 RECORD AS 06

#### QUESTION 3

PLEASE RECORD SEX FROM VOICE

- 1  MALE  
2  FEMALE

#### QUESTION 4

#### NUMBER

MINIMAL VALUE 16  
SAVE IN AGE

Firstly, can I ask you to state your age?

---



**QUESTION 41**

IF [ AGE = 99 ]

Well may I ask, which of the following age categories do you come under?

- 1  16-24  
 2  25-34  
 3  35-54  
 4  55+  
 5  Refused  
 CONTINUE AT QUESTION 9001

**QUESTION 42**

DUMMY QUESTION

AGE QUOTA

- 1  16-24  
 2  25-34  
 3  35-54  
 4  55+

IF [ AGE &gt; 15 &amp; AGE &lt; 25 \ Q41 , 1 ] ADD TO Q42 [ 1 ]

IF [ AGE &gt; 24 &amp; AGE &lt; 35 \ Q41 , 2 ] ADD TO Q42 [ 2 ]

IF [ AGE &gt; 34 &amp; AGE &lt; 55 \ Q41 , 3 ] ADD TO Q42 [ 3 ]

IF [ AGE &gt; 54 &amp; AGE &lt; 99 \ Q41 , 4 ] ADD TO Q42 [ 4 ]

**QUESTION 1200**

Are you the chief income Earner in your household?

READ OUT

- 1  Chief Income Earner  
 2  Not chief Income Earner  
 3  Refused  
 CONTINUE AT QUESTION 9001

IF [ Q1200 , 1 ] PUT IN CHIEF "What is your occupation?"

IF [ Q1200 , 2 ] PUT IN CHIEF "What is the occupation of the chief income earner?"

**QUESTION 1202**

OPEN

SAVE IN CLASS

&lt;?&gt;

PROBE FULLY

**QUESTION 1203**

SOCIAL CLASS

Interviewer, Respondent said that occupation of chief income earner was....

&lt;Question 1202&gt;

Please code

- 1  A  
 2  B  
 3  C1  
 4  C2  
 5  D  
 6  E  
 7  Refused  
 CONTINUE AT QUESTION 9001

**QUESTION 1204**

DUMMY QUESTION

CLASS

- 1  ABC1  
2  C2  
3  DE

IF [ Q1203 , 1 ] ADD TO Q1204 [ 1 ]  
IF [ Q1203 , 2 ] ADD TO Q1204 [ 1 ]  
IF [ Q1203 , 3 ] ADD TO Q1204 [ 1 ]  
IF [ Q1203 , 4 ] ADD TO Q1204 [ 2 ]  
IF [ Q1203 , 5 ] ADD TO Q1204 [ 3 ]  
IF [ Q1203 , 6 ] ADD TO Q1204 [ 3 ]

**QUESTION 100**

Q1. Have you ever heard of the Special EU Programmes Body?

- 1  Yes  
2  No

**QUESTION 300**

Q2. Are you aware that Northern Ireland and the Border Region of Ireland receive funding to help promote cross border working and co-operation, and to encourage peace and reconciliation?

- 1  Yes  
2  No  
3  Don't know

**QUESTION 200**

Q3. Have you heard of any of the following funding programmes?

**QUESTION 201****MULTIPLE**

DUMMY QUESTION

- 1  PEACE 4 - Programme for Peace and Reconciliation  
2  INTERREG 5A Cross -border Co-operation Programme

PUT IN STATEMENT1 Q201,1

**QUESTION 202**

PEACE 4 - Programme for Peace and Reconciliation

- 1  Yes  
 ADD TO Q201 [ 1 ]  
2  No  
3  Don't know

PUT IN STATEMENT1 Q201,2

**QUESTION 202**

INTERREG 5A Cross -border Co-operation Programme

- 1  Yes  
 ADD TO Q201 [ 2 ]  
2  No  
3  Don't know

**QUESTION 400****OPEN***IF [ Q201 , 1 ]*

Q4a. What do you think the PEACE 4 Programme aims to achieve? What is it trying to do? Anything else?  
PROBE FULLY AND RECORD VERBATIM

**QUESTION 401***IF [ Q201 , 1 ]*

Q4b. In your opinion, is the PEACE 4 Programme having a positive impact, a negative impact, or making no difference?

- 1  Positive impact
- 2  Making no difference
- 3  Negative impact
- 4  Don't know

**QUESTION 500****OPEN***IF [ Q201 , 2 ]*

Q5a. What do you think the INTERREG 5A Programme aims to achieve? What is it trying to do? Anything else?  
PROBE FULLY AND RECORD VERBATIM

**QUESTION 501***IF [ Q201 , 2 ]*

Q5b. In your opinion, is the INTERREG 5A Programme having a positive impact, a negative impact, or making no difference?

- 1  Positive impact
- 2  Making no difference
- 3  Negative impact
- 4  Don't know

**QUESTION 600***IF [ Q201 , 1 ]*

Q6a. Were you aware that the PEACE 4 Programme was funded mainly by the European Union?

- 1  Yes
- 2  No
- 3  Don't know

**QUESTION 601***IF [ Q201 , 2 ]*

Q6b. Were you aware that the INTERREG 5A Programme was funded mainly by the European Union?

- 1  Yes
- 2  No
- 3  Don't know

**QUESTION 700**

Q7. To what extent do you agree or disagree with the following statements?

**QUESTION 701***DUMMY QUESTION*

- 1  EU funding is making a positive difference to communities
- 2  EU funding is investing in your future

*PUT IN STATEMENT2 Q701,1*

**QUESTION 702**

EU funding is making a positive difference to communities

- 1  Strongly Agree
- 2  Agree
- 3  Neither Agree nor disagree
- 4  Disagree
- 5  Strongly Disagree
- 6  Don't know

*PUT IN STATEMENT2 Q701,2*

**QUESTION 702**

EU funding is investing in your future

- 1  Strongly Agree
- 2  Agree
- 3  Neither Agree nor disagree
- 4  Disagree
- 5  Strongly Disagree
- 6  Don't know

**QUESTION 800****OPEN**

Q8a. The PEACE 4 programme funds a number of different projects designed to benefit your area. What types of projects do you think receive funding under PEACE 4? Any others?

PROBE FULLY AND RECORD VERBATIM

**QUESTION 801****OPEN**

Q8b. The INTERREG 5A programme funds a number of different projects designed to benefit your area. What types of projects do you think receive funding under INTERREG 5A? Any others?

PROBE FULLY AND RECORD VERBATIM

**QUESTION 802****MULTIPLE**

Q8c. Which, if any, of the following pieces of information would you be interested in receiving regarding these projects?

READ OUT - CODE ALL THAT APPLY

- 1  Overall project aims
- 2  Outcomes
- 3  Areas affected
- 4  Timescales
- 5  How much financial support was received
- 6  Proposed future projects
- 7  Other, please specify
- 8  None/Not interested
- 9  Don't know

**QUESTION 803**

READ OUT

The funding under PEACE 4 is delivered through a number of different organisations across Northern Ireland and the Border Region of Ireland

**QUESTION 804**

Q8d. Do you know the name of any organisation which delivers PEACE 4 funding within your local area?

- 1  Yes
- 2  No

**QUESTION 805****OPEN***IF [ Q804 , 1 ]*

Q8e. What is it called?

PROBE FULLY AND RECORD VERBATIM

**QUESTION 806**

READ OUT

The funding under INTERREG 5A is delivered through a number of different organisations across Northern Ireland and the Border Region of Ireland and Western Scotland.

**QUESTION 807**

Q8f. Do you know the name of any organisation which delivers INTERREG 5A funding within your local area?

- 1  Yes  
2  No

**QUESTION 808****OPEN***IF [ Q807 , 1 ]*

Q8g. What is it called?

PROBE FULLY AND RECORD VERBATIM

**QUESTION 900**

Q9. Have you received any information on the PEACE 4 or INTERREG 5A programme?

- 1  Yes  
2  No  
3  Don't know

**QUESTION 1300****FORM QUESTION**

DETAILS

**QUESTION 9000**

This was my last question.

Thank you very much for your co-operation.

I would like to assure you that all the reponses you have given are totally confidential.

And that this interview has been carried out under the guidance of the Market Research Society.

You have been speaking to .....calling From Millward Brown Ulster.

You can verify our company by dialing 0500396999 and asking for FREEPHONE Market Research Society.

Or call my supervisor on 028 90 380266

**QUESTION 9001**

This was my last question.

Thank you very much for your co-operation.

I would like to assure you that all the reponses you have given are totally confidential.

And that this interview has been carried out under the guidance of the Market Research Society.

You have been speaking to .....calling From Millward Brown Ulster.

You can verify our company by dialing 0500396999 and asking for FREEPHONE Market Research Society.

Or call my supervisor on 028 90 380266

*END OF INTERVIEW, NOT SUCCESFULL, DATA WILL NOT BE WRITTEN*

## BORDER COUNTY QUESTIONNAIRE

### QUESTION 22

DUMMY QUESTION

- 1  CAVAN
- 2  DONEGAL
- 3  LEITRIM
- 4  LOUTH
- 5  MONAGHAN
- 6  SLIGO

IF STRATIFICATION REACHED, CONTINUE AT QUESTION 9002

### INFO

M301723 - SEUPB - ROI

Good morning \ afternoon \ evening, I am \_\_\_\_\_ from the research agency Millward Brown, and we are conducting a very short survey about funded programmes. The survey should take no more than 5 minutes to complete

### QUESTION 3

PLEASE RECORD SEX FROM VOICE

- 1  MALE
- 2  FEMALE

PUT IN SEX Q3

IF STRATIFICATION REACHED, CONTINUE AT QUESTION 9002

### QUESTION 4

NUMBER

MINIMAL VALUE 16

SAVE IN AGE

Firstly, can I ask you to state your age?

### QUESTION 41

IF [ AGE = 99 ]

Well may I ask, which of the following age categories do you come under?

- 1  16-24
- 2  25-34
- 3  35-54
- 4  55+
- 5  Refused
- CONTINUE AT QUESTION 9001

**QUESTION 42**

DUMMY QUESTION

AGE QUOTA

- 1  16-24
- 2  25-34
- 3  35-54
- 4  55+

*IF [ AGE > 15 & AGE < 25 \ Q41 , 1 ] ADD TO Q42 [ 1 ]**IF [ AGE > 24 & AGE < 35 \ Q41 , 2 ] ADD TO Q42 [ 2 ]**IF [ AGE > 34 & AGE < 55 \ Q41 , 3 ] ADD TO Q42 [ 3 ]**IF [ AGE > 54 & AGE < 99 \ Q41 , 4 ] ADD TO Q42 [ 4 ]**PUT IN AGEB Q42**IF STRATIFICATION REACHED, CONTINUE AT QUESTION 9002***QUESTION 1200**

Are you the chief income Earner in your household?

READ OUT

- 1  Chief Income Earner
- 2  Not chief Income Earner
- 3  Refused
- CONTINUE AT QUESTION 9001

*IF [ Q1200 , 1 ] PUT IN CHIEF "What is your occupation?"**IF [ Q1200 , 2 ] PUT IN CHIEF "What is the occupation of the chief income earner?"***QUESTION 1202**

OPEN

SAVE IN CLASS

&lt;?&gt;

PROBE FULLY

**QUESTION 1203**

SOCIAL CLASS

Interviewer, Respondent said that occupation of chief income earner was....

&lt;Question 1202&gt;

Please code

- 1  A
- 2  B
- 3  C1
- 4  C2
- 5  D
- 6  E
- 7  F
- 8  Refused
- CONTINUE AT QUESTION 9001

**QUESTION 1204**

DUMMY QUESTION

CLASS

- 1  ABC1
- 2  C2
- 3  DE
- 4  F

IF [ Q1203 , 1 ] ADD TO Q1204 [ 1 ]  
IF [ Q1203 , 2 ] ADD TO Q1204 [ 1 ]  
IF [ Q1203 , 3 ] ADD TO Q1204 [ 1 ]  
IF [ Q1203 , 4 ] ADD TO Q1204 [ 2 ]  
IF [ Q1203 , 5 ] ADD TO Q1204 [ 3 ]  
IF [ Q1203 , 6 ] ADD TO Q1204 [ 3 ]  
IF [ Q1203 , 7 ] ADD TO Q1204 [ 4 ]  
PUT IN CLASSB Q1204  
IF STRATIFICATION REACHED, CONTINUE AT QUESTION 9002

**QUESTION 100**

Q1. Have you ever heard of the Special EU Programmes Body?

- 1  Yes  
2  No

**QUESTION 300**

Q2. Are you aware that Northern Ireland and the Border Region of Ireland receive funding to help promote cross border working and co-operation, and to encourage peace and reconciliation?

- 1  Yes  
2  No  
3  Don't know

**QUESTION 200**

Q3. Have you heard of any of the following funding programmes?

**QUESTION 201**

**MULTIPLE**

*DUMMY QUESTION*

- 1  PEACE 4 - Programme for Peace and Reconciliation  
2  INTERREG 5A Cross -border Co-operation Programme

PUT IN STATEMENT1 Q201,1

**QUESTION 202**

PEACE 4 - Programme for Peace and Reconciliation

- 1  Yes  
 ADD TO Q201 [ 1 ]  
2  No  
3  Don't know

PUT IN STATEMENT1 Q201,2

**QUESTION 202**

INTERREG 5A Cross -border Co-operation Programme

- 1  Yes  
 ADD TO Q201 [ 2 ]  
2  No  
3  Don't know

**QUESTION 400**

**OPEN**

*IF [ Q201 , 1 ]*

Q4a. What do you think the PEACE 4 Programme aims to achieve? What is it trying to do? Anything else?  
PROBE FULLY AND RECORD VERBATIM



**QUESTION 401***IF [ Q201 , 1 ]*

Q4b. In your opinion, is the PEACE 4 Programme having a positive impact, a negative impact, or making no difference?

- 1  Positive impact
- 2  Making no difference
- 3  Negative impact
- 4  Don't know

**QUESTION 500****OPEN***IF [ Q201 , 2 ]*

Q5a. What do you think the INTERREG 5A Programme aims to achieve? What is it trying to do? Anything else?  
PROBE FULLY AND RECORD VERBATIM

**QUESTION 501***IF [ Q201 , 2 ]*

Q5b. In your opinion, is the INTERREG 5A Programme having a positive impact, a negative impact, or making no difference?

- 1  Positive impact
- 2  Making no difference
- 3  Negative impact
- 4  Don't know

**QUESTION 600***IF [ Q201 , 1 ]*

Q6a. Were you aware that the PEACE 4 Programme was funded mainly by the European Union?

- 1  Yes
- 2  No
- 3  Don't know

**QUESTION 601***IF [ Q201 , 2 ]*

Q6b. Were you aware that the INTERREG 5A Programme was funded mainly by the European Union?

- 1  Yes
- 2  No
- 3  Don't know

**QUESTION 700**

Q7. To what extent do you agree or disagree with the following statements?

**QUESTION 701***DUMMY QUESTION*

- 1  EU funding is making a positive difference to communities
- 2  EU funding is investing in your future

*PUT IN STATEMENT2 Q701,1*

**QUESTION 702**

EU funding is making a positive difference to communities

- 1  Strongly Agree
- 2  Agree
- 3  Neither Agree nor disagree
- 4  Disagree
- 5  Strongly Disagree
- 6  Don't know

PUT IN STATEMENT2 Q701,2

**QUESTION 702**

EU funding is investing in your future

- 1  Strongly Agree
- 2  Agree
- 3  Neither Agree nor disagree
- 4  Disagree
- 5  Strongly Disagree
- 6  Don't know

**QUESTION 800****OPEN**

Q8a. The PEACE 4 programme funds a number of different projects designed to benefit your area. What types of projects do you think receive funding under PEACE 4? Any others?  
PROBE FULLY AND RECORD VERBATIM

**QUESTION 801****OPEN**

Q8b. The INTERREG 5A programme funds a number of different projects designed to benefit your area. What types of projects do you think receive funding under INTERREG 5A? Any others?  
PROBE FULLY AND RECORD VERBATIM

**QUESTION 802****MULTIPLE**

Q8c. Which, if any, of the following pieces of information would you be interested in receiving regarding these projects?  
READ OUT - CODE ALL THAT APPLY

- 1  Overall project aims
- 2  Outcomes
- 3  Areas affected
- 4  Timescales
- 5  How much financial support was received
- 6  Proposed future projects
- 7  Other, please specify
- 8  None/Not interested
- 9  Don't know

**QUESTION 803**

READ OUT

The funding under PEACE 4 is delivered through a number of different organisations across Northern Ireland and the Border Region of Ireland

**QUESTION 804**

Q8d. Do you know the name of any organisation which delivers PEACE 4 funding within your local area?

- 1  Yes
- 2  No

**QUESTION 805****OPEN***IF [ Q804 , 1 ]*

Q8e. What is it called?

PROBE FULLY AND RECORD VERBATIM

**QUESTION 806**

READ OUT

The funding under INTERREG 5A is delivered through a number of different organisations across Northern Ireland and the Border Region of Ireland and Western Scotland.

**QUESTION 807**

Q8f. Do you know the name of any organisation which delivers INTERREG 5A funding within your local area?

- 1  Yes  
2  No

**QUESTION 808****OPEN***IF [ Q807 , 1 ]*

Q8g. What is it called?

PROBE FULLY AND RECORD VERBATIM

**QUESTION 900**

Q9. Have you received any information on the PEACE 4 or INTERREG 5A programme?

- 1  Yes  
2  No  
3  Don't know

**QUESTION 1300****FORM QUESTION**

DETAILS

**QUESTION 9000**

This was my last question.

Thank you very much for your co-operation.

I would like to assure you that all the responses you have given are totally confidential.

And that this interview has been carried out under the guidance of the Market Research Society.

You have been speaking to .....calling From Millward Brown Ulster.

You can verify our company by dialing 0500396999 and asking for FREEPHONE Market Research Society.

Or call my supervisor on 028 90 380266

**QUESTION 9001**

This was my last question.

Thank you very much for your co-operation.

I would like to assure you that all the responses you have given are totally confidential.

And that this interview has been carried out under the guidance of the Market Research Society.

You have been speaking to .....calling From Millward Brown Ulster.

You can verify our company by dialing 0500396999 and asking for FREEPHONE Market Research Society.

Or call my supervisor on 028 90 380266

*END OF INTERVIEW, NOT SUCCESSFUL, DATA WILL NOT BE WRITTEN*

## WESTERN SCOTLAND QUESTIONNAIRE

### QUESTION 22

DUMMY QUESTION

- 1  HIGHLANDS
- 3  ARGYLL & THE ISLANDS
- 4  DUNFIRES AND GALLOWAY
- 5  EAST, NORTH & SOUTH AYRSHIRE

IF STRATIFICATION REACHED, CONTINUE AT QUESTION 9002

### INFO

M301723 - SEUPB - GENERAL PUBLIC QUESTIONNAIRE - SCOTLAND

Good morning \ afternoon \ evening, I am \_\_\_\_\_ from the research agency Millward Brown, and we are conducting a very short survey about funded programmes. The survey should take no more than 5 minutes to complete

### QUESTION 3

PLEASE RECORD SEX FROM VOICE

- 1  MALE
- 2  FEMALE

PUT IN SEX Q3

IF STRATIFICATION REACHED, CONTINUE AT QUESTION 9002

### QUESTION 4

NUMBER

MINIMAL VALUE 16

SAVE IN AGE

Before we start the interview I just have a couple of classification questions to ask you ..  
Firstly, can I ask you to state your age?

### QUESTION 41

IF [ AGE = 99 ]

Well may I ask, which of the following age categories do you come under?

- 1  16-24
- 2  25-34
- 3  35-54
- 4  55+
- 5  Refused
- CONTINUE AT QUESTION 9001

**QUESTION 42**

DUMMY QUESTION

AGE QUOTA

- 1  16-24  
 2  25-34  
 3  35-54  
 4  55+

*IF [ AGE > 15 & AGE < 25 \ Q41 , 1 ] ADD TO Q42 [ 1 ]**IF [ AGE > 24 & AGE < 35 \ Q41 , 2 ] ADD TO Q42 [ 2 ]**IF [ AGE > 34 & AGE < 55 \ Q41 , 3 ] ADD TO Q42 [ 3 ]**IF [ AGE > 54 & AGE < 99 \ Q41 , 4 ] ADD TO Q42 [ 4 ]**PUT IN AGEB Q42***QUESTION 1200**

Are you the chief income Earner in your household?

READ OUT

- 1  Chief Income Earner  
 2  Not chief Income Earner  
 3  Refused  
 CONTINUE AT QUESTION 9001

*IF [ Q1200 , 1 ] PUT IN CHIEF "What is your occupation?"**IF [ Q1200 , 2 ] PUT IN CHIEF "What is the occupation of the chief income earner?"***QUESTION 1202**

OPEN

SAVE IN CLASS

&lt;?&gt;

PROBE FULLY

**QUESTION 1203**

SOCIAL CLASS

Interviewer, Respondent said that occupation of chief income earner was....

&lt;Question 1202&gt;

Please code

- 1  A  
 2  B  
 3  C1  
 4  C2  
 5  D  
 6  E  
 7  Refused  
 CONTINUE AT QUESTION 9001

**QUESTION 1204**

DUMMY QUESTION

CLASS

- 1  ABC1  
 2  C2  
 3  DE

IF [ Q1203 , 1 ] ADD TO Q1204 [ 1 ]

IF [ Q1203 , 2 ] ADD TO Q1204 [ 1 ]

IF [ Q1203 , 3 ] ADD TO Q1204 [ 1 ]

IF [ Q1203 , 4 ] ADD TO Q1204 [ 2 ]

IF [ Q1203 , 5 ] ADD TO Q1204 [ 3 ]

IF [ Q1203 , 6 ] ADD TO Q1204 [ 3 ]

PUT IN CLASSB Q1204

IF STRATIFICATION REACHED, CONTINUE AT QUESTION 9002

#### QUESTION 100

Q1. Have you ever heard of the Special EU Programmes Body?

- 1  Yes  
2  No

#### QUESTION 300

Q2. Are you aware that Western Scotland, along with Northern Ireland and the Border Region of Ireland receive funding to help promote cross border working and co-operation?

- 1  Yes  
2  No  
3  Don't know

#### QUESTION 200

Q3. Have you heard of the following funding programmes?  
INTERREG 5A Cross -border Co-operation Programme

- 1  Yes  
2  No  
3  Don't know

#### QUESTION 500

OPEN

Q4. What do you think the INTERREG 5A Programme aims to achieve? What is it trying to do? Anything else?  
PROBE FULLY AND RECORD VERBATIM

IF [ Q200 , 1 ]

#### QUESTION 501

Q5. In your opinion, is the INTERREG 5A Programme having a positive impact, a negative impact, or making no difference?

IF [ Q200 , 1 ]

- 1  Positive impact  
2  Making no difference  
3  Negative impact  
4  Don't know

#### QUESTION 601

Q6. Were you aware that the INTERREG 5A Programme was funded mainly by the European Union?

IF [ Q200 , 1 ]

- 1  Yes  
2  No

#### QUESTION 700

Q7. To what extent do you agree or disagree with the following statements?

**QUESTION 701**

DUMMY QUESTION

- 1  EU funding is making a positive difference to communities
- 2  EU funding is investing in your future

PUT IN STATEMENT2 Q701,1

**QUESTION 702**

EU funding is making a positive difference to communities

- 1  Strongly Agree
- 2  Agree
- 3  Neither Agree nor disagree
- 4  Disagree
- 5  Strongly Disagree
- 6  Don't know

PUT IN STATEMENT2 Q701,2

**QUESTION 702**

EU funding is investing in your future

- 1  Strongly Agree
- 2  Agree
- 3  Neither Agree nor disagree
- 4  Disagree
- 5  Strongly Disagree
- 6  Don't know

**QUESTION 801****OPEN**

Q8. The INTERREG 5A programme funds a number of different projects designed to benefit your area. What types of projects do you think receive funding under INTERREG 5A? Any others?

PROBE FULLY AND RECORD VERBATIM

**QUESTION 802****MULTIPLE**

Q8c. Which, if any, of the following pieces of information would you be interested in receiving regarding these projects?  
READ OUT - CODE ALL THAT APPLY

- 1  Overall project aims
- 2  Outcomes
- 3  Areas affected
- 4  Timescales
- 5  How much financial support was received
- 6  Proposed future projects
- 7  Other, please specify
- 8  None\Not interested
- 9  Don't know

**QUESTION 806**

READ OUT

The funding available under the INTERREG 5A Programme is delivered through a number of different organisations across Western Scotland.

**QUESTION 807**

Q8f. Do you know the name of any organisation which delivers INTERREG 5A funding within your local area?

- 1  Yes
- 2  No

**QUESTION 808**

**OPEN**

*IF [ Q807 , 1 ]*

Q8g. What is it called?  
PROBE FULLY AND RECORD VERBATIM

**QUESTION 900**

Q9. Have you received any information on the INTERREG 5A programme?

- 1  Yes
- 2  No
- 3  Don't know

**QUESTION 1300**

**FORM QUESTION**

DETAILS

**QUESTION 9000**

This was my last question.  
 Thank you very much for your co-operation.  
 I would like to assure you that all the reponses you have given are totally confidential.  
 And that this interview has been carried out under the guidance of the Market Research Society.  
 You have been speaking to .....calling From Millward Brown Ulster.  
 You can verify our company by dialing 0500396999 and asking for FREEPHONE Market Research Society.  
 Or call my supervisor on 028 90 380266

**QUESTION 9001**

This was my last question.  
 Thank you very much for your co-operation.  
 I would like to assure you that all the reponses you have given are totally confidential.  
 And that this interview has been carried out under the guidance of the Market Research Society.  
 You have been speaking to .....calling From Millward Brown Ulster.  
 You can verify our company by dialing 0500396999 and asking for FREEPHONE Market Research Society.  
 Or call my supervisor on 028 90 380266

*END OF INTERVIEW, NOT SUCCESFULL, DATA WILL NOT BE WRITTEN*

**QUESTION 9002**

=====  
 == RESPONDENT REFUSED\OUT OF AGE\SEX\CLASS QUOTA ==  
 =====

This was my last question.  
 Thank you very much for your co-operation.  
 I would like to assure you that all the reponses you have given are totally confidential.  
 And that this interview has been carried out under the guidance of the Market Research Society.  
 You have been speaking to .....calling from Millward Brown Ulster.  
 You can verify our company by dialing 0500396999 and asking for FREEPHONE Market Research Society.  
 Or call my supervisor on 028 90 380266

*END OF INTERVIEW, WRITE STATUSCODE "21"*



## STAKEHOLDERS QUESTIONNAIRE

### QUESTION 1

DUMMY QUESTION

TYPE

- 1  PEACE 4
- 2  INTERREG 5A
- 3  MC
- 4  SC
- 5  MPs, MLAs, MEPs
- 6  Councillors

IF STRATIFICATION REACHED, CONTINUE AT QUESTION 9002

### QUESTION 2

DUMMY QUESTION

COUNTRY

- 1  NI
- 2  ROI
- 3  SCOTLAND

IF STRATIFICATION REACHED, CONTINUE AT QUESTION 9002

### QUESTION 3

TEXT

DUMMY QUESTION

ORGANISATION

IF STRATIFICATION REACHED, CONTINUE AT QUESTION 9002

INFO

M301723 - SEUPB - STAKEHOLDER QUESTIONNAIRE

Good morning \ afternoon \ evening, I am \_\_\_\_\_ from the research agency Millward Brown Ulster, and we are conducting a very short survey on behalf of the Special EU Programmes Body, to seek the opinions of regular stakeholders. The survey should take approximately 5 minutes to complete.

### QUESTION 100

Q1. Which of these two programmes are you most involved in, or would you say you are involved with them both equally?

- 1  PEACE 4
- 2  INTERREG 5A
- 3  Involved with both

### QUESTION 200

Q2a. To what extent do you agree or disagree with the following statements?

### QUESTION 201

DUMMY QUESTION

- 1  I think PEACE 4 is achieving its objectives
- 2  I think that INTERREG 5A is achieving its objectives

PUT IN STATEMENT1 Q201,1

**QUESTION 202**

I think PEACE 4 is achieving its objectives

- 1  Strongly Agree
- 2  Tend to Agree
- 3  Neither Agree nor Disagree
- 4  Tend to Disagree
- 5  Strongly Disagree
- 6  Don't know

*PUT IN STATEMENT1 Q201,2*

**QUESTION 202**

I think that INTERREG 5A is achieving its objectives

- 1  Strongly Agree
- 2  Tend to Agree
- 3  Neither Agree nor Disagree
- 4  Tend to Disagree
- 5  Strongly Disagree
- 6  Don't know

**QUESTION 250**

Q2b1. In your opinion, is the PEACE 4 programme having a positive impact, a negative impact or is it making no difference?

- 1  Positive Impact
- 2  Making no difference
- 3  Negative Impact
- 4  Don't know

**QUESTION 251**

Q2b2. In your opinion, is the INTERREG 5A programme having a positive impact, a negative impact or is it making no difference?

- 1  Positive Impact
- 2  Making no difference
- 3  Negative impact
- 4  Don't know

**QUESTION 300**

Q3. How satisfied or dissatisfied are you with the level of information you receive from the Special EU Programmes body?

- 1  Very satisfied
- 2  Satisfied
- 3  Neither satisfied nor dissatisfied
- 4  Dissatisfied
- 5  Very dissatisfied
- 6  Don't know

**QUESTION 400****OPEN***IF [ Q300 , 4 , 5 ]*

Q4a. Why do you say this? How could this be improved? Anything else?

PROBE FULLY AND RECORD VERBATIM

**QUESTION 450**

Q4b. How long do you think it takes the SEUPB to process a funding application?

- 1  <3 months
- 2  3 - 6 months
- 3  6 - 12 months
- 4  1 - 1.5 years
- 5  1.5 - 2 years
- 6  2+ years
- 7  Don't know

**QUESTION 451**

Q4c. How long do you think it should take SEUPB to process a funding application?

- 1  <3 months
- 2  3 - 6 months
- 3  6 - 12 months
- 4  1 - 1.5 years
- 5  1.5 - 2 years
- 6  2+ years
- 7  Don't know

**QUESTION 452**

Q4d. How satisfied or dissatisfied are you with the interaction you have with SEUPB?

- 1  Very satisfied
- 2  Satisfied
- 3  Neither satisfied nor dissatisfied
- 4  Dissatisfied
- 5  Very dissatisfied
- 6  Don't know

**QUESTION 453**

Q4e. How would you describe the financial controls used within the PEACE 4 and INTERREG 5A programme?

READ OUT

- 1  Too rigorous and inflexible
- 2  Adequate
- 3  Too lax
- 4  Don't know

**QUESTION 700**

Q7. In your opinion, how satisfied or dissatisfied are you with the overall level of support and guidance you receive about the programmes?

- 1  Very satisfied
- 2  Satisfied
- 3  Neither satisfied nor dissatisfied
- 4  Dissatisfied
- 5  Very dissatisfied
- 6  Don't know

**QUESTION 800**

Q8. To what extent do you agree or disagree with the following statements?

**QUESTION 801**

DUMMY QUESTION

- 1  I am kept well informed about the progress of the PEACE 4 Programme
- 2  I am kept well informed about the progress of the INTERREG 5A Programme

PUT IN STATEMENT2 Q801,1

**QUESTION 802**

I am kept well informed about the progress of the PEACE 4 Programme

- 1  Strongly Agree
- 2  Tend to Agree
- 3  Neither Agree nor Disagree
- 4  Tend to Disagree
- 5  Strongly Disagree
- 6  Don't know

PUT IN STATEMENT2 Q801,2

**QUESTION 802**

I am kept well informed about the progress of the INTERREG 5A Programme

- 1  Strongly Agree
- 2  Tend to Agree
- 3  Neither Agree nor Disagree
- 4  Tend to Disagree
- 5  Strongly Disagree
- 6  Don't know

**QUESTION 900**

Q9. Can you name the structural and investment fund that PEACE 4 falls under?

- 1  The ESF (European Social Fund)
- 2  The ERDF (European Regional Development Fund)
- 3  The Cohesion Fund
- 4  Don't know

**QUESTION 1000**

Q10. Can you name the structural and investment fund which INTERREG 5A falls under?

- 1  The ESF (European Social Fund)
- 2  The ERDF (European Regional Development Fund)
- 3  The Cohesion Fund
- 4  Don't know

**QUESTION 1100****OPEN**

Q11. In what ways, if at all, could your knowledge of the programmes be improved? What additional information would you like to know? Anything else?

PROBE FULLY AND RECORD VERBATIM

**QUESTION 1300****MULTIPLE**

Q13. What are your preferred methods of receiving information about the programmes

- 1  Word of Mouth
- 2  SEUPB Publications, for example Your EU and euroPA
- 3  Via e-mail from SEUPB
- 4  SEUPB representatives
- 5  On-line \ SEUPB Website Content \ Downloads
- 6  Press releases
- 7  Meetings Committee Meetings
- 8  Other, please specify
- 9  Don't know

**QUESTION 1400****OPEN**Q14. In your opinion, do you have any suggestions as to how the programme delivery could be improved? Anything else?  
PROBE FULLY AND RECORD VERBATIM**QUESTION 1500**

Q15a. Special EU Programmes Body would like to be made aware of which stakeholders participated in the survey. Would you like us to inform them of your participation or remain anonymous? I can assure you responses will not be attributable.

- 1  Yes
- 2  No

**QUESTION 1550**

Q15b. Do you think that projects in receipt of financial assistance under the PEACE 4 or INTERREG 5A Programmes receive adequate guidance support from the SEUPB?

- 1  Yes
- 2  No, please specify what type of guidance support should be increased

**QUESTION 1600****FORM QUESTION**

DETAILS

**QUESTION 9000**

This was my last question.

Thank you very much for your co-operation.

I would like to assure you that all the reponses you have given are totally confidential.

And that this interview has been carried out under the guidance of the Market Research Society.

You have been speaking to .....calling From Millward Brown Ulster

You can verify our company by dialing 0500396999 and asking for FREEPHONE Market Research Society.

Or call my supervisor on 028 90 380266.

**QUESTION 9002**

=====

== RESPONDENT REFUSED\OUT OF AGE\SEX\CLASS QUOTA ==

=====

This was my last question.

Thank you very much for your co-operation.

I would like to assure you that all the reponses you have given are totally confidential.

And that this interview has been carried out under the guidance of the Market Research Society.

You have been speaking to .....calling From Millward Brown Ulster

You can verify our company by dialing 0500396999 and asking for FREEPHONE Market Research Society.

Or call my supervisor on 028 90 380266.

*END OF INTERVIEW, WRITE STATUSCODE "21"*

## APPENDIX

### PEACE 4 ELIGIBLE AREA



## APPENDIX

### INTERREG 5A ELIGIBLE AREA

