


NIGALA

NI Guardian Ad Litem Agency

a voice for children

Annual Statistics 2015 - 2016



CONTENTS:

SECTION 1: Introduction	3
SECTION 2: Table 1A: Number of Case Appointments Requested by Proceedings Type	5
SECTION 3: Table 1B: Number of Cases Allocated by Proceedings Type	8
SECTION 4: Table 2A: Total Number of Cases Completed by Proceedings Type	10
SECTION 5: Table 2B: Total Number of Cases Completed by Proceedings Group	12
SECTION 6: Table 2C: Total Number of EPO Cases Where Guardians Have Been Appointed and Which Have Proceeded to Become Care Applications	14
SECTION 7: Table 3: Number of Adoption and Specified Case Appointments Requested by Trust/Adoption Agency Area	16
SECTION 8: Table 4: Number of Gals Appointed in Period by Name and Level of Court	18
SECTION 9: Table 5: Number of Days between Notification of Court Appointment and the Final Hearing Date by Proceedings Type	22
SECTION 10: Table 6: Number of Court Transfers by Proceedings Type	25
SECTION 11: Table 7: Gal Recommendation in relation to Initial Applications and Court Orders Granted	27
SECTION 12: Table 8: Age and Gender of Children by Case Type Requested between April 1, 2015 and March 31, 2016	34



SECTION 1: Introduction



The Northern Ireland Guardian ad Litem Agency (NIGALA) was established by the DHSSPS in accordance with Article 60(7) of the Children (NI) Order 1995 and the Guardian ad Litem (Panels) Regulations (Northern Ireland) 1996. Article 60(1-2) of the Children (NI) Order 1995 requires the Court, in any case involving Specified proceedings (defined in Article 60(6) of the Order), to appoint a Guardian ad Litem for the child concerned unless satisfied that it is not necessary to do so. The role of the Guardian ad Litem (GAL) is to ensure the independent representation of the wishes and feelings of the child/children who are the subject of Specified Public Law proceedings under the Children (NI) Order and/or proceedings under the Adoption (NI) Order 1987 and to ensure the safeguarding and promotion of the child's wishes and best interests. NIGALA therefore has a pivotal role in ensuring that the Children (NI) Order is implemented as intended.

This document provides comparative annual statistics for the years 2015-2016 and 2014-2015 in relation to: case numbers by proceedings type; case duration; Court transfers; Guardian ad Litem recommendations and Court Orders granted; the age and gender of children subject to proceedings during 2015-2016.

Key statistics to emerge for the year 2015-2016 include:

- An increase in the number of Guardian ad Litem appointments by 0.8% from 704 to 710 cases;
- A decrease in the number of Care Order appointments by 10% from 357 to 321 cases; and
- A 5% decrease in the duration of Care applications from 345 days to 327 days.



SECTION 2:
Table 1A: Number of
Case Appointments
Requested by
Proceedings Type



Periods: From April 1, 2015 to March 31, 2016
From April 1, 2014 to March 31, 2015

Case Type	Number of Cases		Number of Children	
	4/15-3/16	4/14-3/15	4/15-3/16	4/14-3/15
Adoption Placement	87	57	115	65
Adoption Abroad	1	0	2	0
Adoption Relative	5	2	6	2
Adoption Step Parents	21	19	24	23
Appeal	22	15	32	32
Care Application A.50	321	357	533	571
Change of Surname	1	0	1	0
Child Assessment	2	1	2	2
Contact Application A.53	29	38	47	64
Discharge of Contact	0	4	0	6
Discharge of Freeing	0	1	0	1
Discharge/Variation of SO/CO A.58	54	41	73	63
Emergency Protection A.63	4	1	10	1
Extension of EPO A.64(4)	0	0	0	0
Freeing Application [without Consent]	53	46	65	69
Freeing Consolidated	5	4	6	4
Inter Country Adoption	3	9	3	9
Investigation in Child Circ. A56	27	34	51	49
Live Abroad	1	1	1	1
Multiple Proceedings	10	5	10	8
No Contact	0	0	0	0
Parental Order [HEF ACT]	3	6	3	7
Removal from Jurisdiction	2	2	2	2
Residence Order (Child In Care) A.8	9	7	9	12
Secure Accommodation A.44	42	44	44	44
Supervision Application A.50	7	8	13	14
Termination/Variation of Contact	1	1	2	2
Total	710	704	1054	1052

Table 1A illustrates the total number of appointments of Guardians ad Litem and the number of children involved from April 2015 to March 2016, and breaks these down by proceedings type. The total number of cases increased by 0.8% from 704 to 710 from the previous year, with the number of children subject to proceedings increasing by 0.2% from 1052 to 1054.

In Specified Public Law cases NIGALA witnessed an increase of 3% in the number of Care Order appointments from 346 to 357 cases in 2014-2015, although the number of children subject to Care applications had decreased from 590 to 571. 2014-2015 has brought a reversal of this trend with the number of Care Order appointments decreasing by 10% from 357 to 321 cases, and the number of children subject to Care applications has decreased by 6% from 571 to 533. Appointments relating to applications to Discharge or Vary Orders have increased by 31% from 41 to 54. Emergency Protection Orders have also increased in 2015-2016 from 1 to 4, although Termination/Variation of Contact appointments have remained the same at 1 appointment. However there has been a decrease in Article 56 appointments (20%) from 34 to 27. Figures remain similar to the previous year for the majority of all other Public Law proceedings.

Step Parent Adoption appointments have increased by 10% from 19 to 21. There has been a substantial increase in Placement Adoption appointments (52%) from 57 to 87 following a decrease of 28% the previous year. Freeing without Consent appointments have increased (15%) from 46 applications in 2014-2015 to 53 applications in 2015/16, despite a slight decrease (4%) the previous year.



SECTION 3:
**Table 1B: Number of
Cases Allocated by
Proceedings Type**



Periods: From April 1, 2015 to March 31, 2016
From April 1, 2014 to March 31, 2015

Case Type	Number of Cases		Number of Children	
	4/15-3/16	4/14-3/15	4/15-3/16	4/14-3/15
Adoption Placement	85	59	112	67
Adoption Abroad	1	0	2	0
Adoption Relative	5	2	6	2
Adoption Step Parents	21	19	24	23
Appeal	21	15	31	32
Care Application A.50	338	376	570	603
Change of Surname	1	0	1	0
Child Assessment	2	1	2	2
Contact Application A.53	29	40	47	70
Discharge/Variation of SO/CO A.58	54	43	73	70
Discharge of Contact	0	4	0	6
Discharge of Freeing	0	1	0	1
Emergency Protection A.63	4	1	10	1
Extension of EPO A.64(4)	0	0	0	0
Freeing Consolidated	6	4	7	4
Freeing Application [without consent]	54	47	67	70
Inter Country Adoption	5	9	5	9
Investigation in Child Circ. A56	28	36	54	54
Live Abroad	1	1	1	1
Multiple Proceedings	10	6	10	9
Parental Order [HEF ACT]	3	7	3	8
Removal from Jurisdiction	2	2	2	2
Residence Order (Child in Care) A.8	9	7	9	12
Secure Accommodation A.44	42	44	44	44
Supervision Application A.50	8	8	15	14
Termination /Variation of Contact	1	1	2	2
Total	730	733	1097	1106

Table 1B illustrates the total number of cases allocated and children involved in 2015-2016 compared with the previous year. There were a total of 730 cases allocated; a 0.4% decrease in cases from the previous year. It included a 10% decrease in Care applications. This marks a change from the previous year where the number of allocated cases had increased from 733 cases in 2014-2015 compared to 706 cases in 2013-2014.




SECTION 4:
**Table 2A: Total
Number of Cases
Completed by
Proceedings Type**




Periods: From April 1, 2015 to March 31, 2016
From April 1, 2014 to March 31, 2015

Case Type [At start of the case]	Number of Cases		Number of Children	
	4/15-3/16	4/14-3/15	4/15-3/16	4/14-3/15
Adoption Placement	71	57	88	68
Adoption Abroad	1	0	2	0
Adoption Relative	2	4	2	4
Adoption Step Parents	15	17	17	22
Appeal	16	22	25	47
Care Application A.50	327	372	555	597
Change of Surname	1	0	1	0
Child Assessment	2	0	3	0
Contact Application A.53	21	39	37	65
Discharge/Variation of SO/CO A.58	53	51	78	84
Discharge of Contact	3	4	5	5
Discharge of Freeing	1	0	1	0
Emergency Protection	4	1	10	1
Freeing Application [without consent]	60	48	83	66
Freeing [Consolidated]	20	15	23	34
Inter Country Adoption	5	8	5	8
Investigation in child circ. A56	30	17	49	26
Live Abroad	1	0	1	0
Multiple Proceedings	11	13	15	20
Parental Order [HEF ACT]	4	6	5	6
Removal from Jurisdiction	3	1	3	1
Residence Order (Child In Care) A.8	5	10	5	16
Secure Accommodation A.44	41	45	42	45
Supervision Application A.50	9	7	12	13
Termination of Contact	2	2	5	4
Total	708	739	1072	1132

Table 2A illustrates the number of cases completed during 2015-2016 compared with 2014-2015 and indicates a 4% decrease from 739 to 708 cases. This decrease is the result of a lower number of Appeals, Care Orders, multiple proceedings, Secure Accommodations and Residence Order cases completed.



SECTION 5:
**Table 2B: Total
Number of Cases
Completed by
Proceedings Group**



**Periods: From April 1, 2015 to March 31, 2016
From April 1, 2014 to March 31, 2015**

Case Type	Number of Cases	
	4/15-3/16	4/14-3/15
Adoption Proceedings	155	138
Public Law Proceedings	549	596
Parental Order (HEF Act)	4	5
Total	708	739

There were 155 Adoption proceedings cases, 549 Public Law proceedings cases and 4 Parental Order cases completed between 1 April 2015 and 31 March 2016; a 4.5% decrease from the previous year.



SECTION 6:
**Table 2C: Total
Number of EPO Cases
Where Guardians
Have Been Appointed
and Which Have
Proceeded to Become
Care Applications**



**Periods: From April 1, 2015 to March 31, 2016
From April 1, 2014 to March 31, 2015**

Case Type	Number of Cases		Number of Children	
	4/15-3/16	4/14-3/15	4/15-3/16	4/14-3/15
Emergency	15	35	28	52
Total	15	35	28	52

Between 1 April 2014 and 31 March 2015 Emergency Protection Orders proceeded to become Care applications; a 46% decrease in EPO applications where a Guardian ad Litem was appointed from the previous year.



SECTION 7:
**Table 3: Number of
Adoption and
Specified Case
Appointments
Requested by
Trust/Adoption
Agency Area**



Periods: From April 1, 2015 to March 31, 2016
From April 1, 2014 to March 31, 2015

Trust / Agency	Number of Cases		Number of Children	
	4/15-3/16	4/14-3/15	4/15-3/16	4/14-3/15
Adoption Routes	0	3	0	3
Belfast Care Trust	34	31	40	37
Family Routes	0	0	0	0
Family Care Society	5	0	5	0
Northern Care Trust (Adoption)	59	27	79	38
Northern Care Trust (Specified)	1	0	2	0
South-Eastern Care Trust (Adoption)	25	26	30	31
South-Eastern Care Trust (Specified)	1	0	1	0
Southern Care Trust	26	30	33	36
Western Care Trust	21	23	27	31
Total for Adoption Proceedings	172	140	217	176
NON ADOPTION	4/15-3/16	4/14-3/15	4/15-3/16	4/14-3/15
Belfast Care Trust (Specified)	145	140	229	225
Northern Care Trust (Specified)	89	107	144	174
Not Applicable	1	0	1	0
South-Eastern Care Trust	115	126	167	184
Southern Care Trust (Specified)	106	94	160	145
Western Care Trust (Specified)	82	97	136	148
Total for Non-Adoption Proceedings	538	564	837	876
Overall Total for Proceedings	710	704	1054	1052

Table 3 details the number of appointments of Guardians as a result of applications made by Trusts, Adoption Agencies, and individuals within the respective Trust areas, as well as the number of children subject to these proceedings. There has been a 23% increase in the number of Adoption proceedings from 140 to 172 cases. In contrast to 2014-2015 where the Belfast Care Trust and the Southern Care Trust accounted for the majority of cases, the Northern Care Trust accounted for the majority of cases (59%) followed by the Belfast Care Trust (34%) in 2015-2016.

In the Non Adoption proceedings there has been a 5% decrease from 564 to 538 cases. The Southern Trust instigated an increase in applications of 13% and the Belfast Care Trust had an increase of 3%, while the Western Care Trust and the Northern Care Trust had a 15% and 17% decrease respectively. The Belfast Care Trust accounted for the largest number of Public Law proceedings applications in 2015-2016, instigating more applications than the previous year; 145.



SECTION 8:
Table 4: Number of
Gals Appointed in
Period by Name and
Level of Court



Periods: From April 1, 2015 to March 31, 2016
From April 1, 2014 to March 31, 2015

Adoption Proceedings		Number of Cases	
Court Name	Court Level	4/15-3/16	4/14 – 3/15
Ballymena County Court	County Court	0	0
Belfast County Court	County Court	5	4
Belfast Family Care Centre	Care Centre	68	60
Belfast & Newtownabbey Family Proceedings Court	Magistrates Court	2	0
Craigavon County Court	County Court	18	13
Craigavon Family Care Centre	Care Centre	10	2
Craigavon Family Proceedings Court	Magistrates Court	1	0
Dungannon Family Care Centre	Care Centre	6	3
Fermanagh & Tyrone County Court	County Court	2	4
Londonderry County Court	County Court	3	4
Londonderry Family Care Centre	Care Centre	7	3
Londonderry Family Proceedings Court	Magistrates Court	2	0
Londonderry Recorders Court	Care Centre	2	0
Omagh County Court	County Court	2	1
Royal Courts of Justice	High Court	45	49
Total		173	144

Care Proceedings		Number of Cases	
Court Name	Court Level	4/15-3/16	4/14-3/15
Ards Family Proceedings Court	Magistrates Court	43	63
Ballymena Family Proceedings Court	Magistrates Court	38	53
Belfast Family Care Centre	Care Centre	51	69
Belfast County Court	County Court	4	1
Belfast & Newtownabbey Family Proceedings Court	Magistrates Court	112	106
Craigavon County Court	County Court	0	1
Craigavon Family Care Centre	Care Centre	17	21
Craigavon FPC	Magistrates Court	22	25
Dungannon Family Care Centre	Care Centre	5	6
Dungannon Family Proceedings Court	Magistrates Court	32	0
East Tyrone Family Proceedings Court	Magistrates Court	0	47
Fermanagh & Tyrone County Court	County Court	0	0
Lisburn Family Proceedings Court	Magistrates Court	26	20
Londonderry County Court	County Court	1	0
Londonderry Family Care Centre	Care Centre	6	3
Londonderry Family Proceedings Court	Magistrates Court	50	40
Newry & Mourne Family Proceedings Court	Magistrates Court	31	25
Omagh County Court	County Court	1	0
Omagh Family Proceedings Court	Magistrates Court	3	2
Royal Courts of Justice	High Court	24	29
Total		466	513

Emergency Proceedings		Number of Cases	
Court Name	Court Level	4/15-3/16	4/14 – 3/15
Ards Family Proceedings Court	Magistrates	1	0
Belfast & Newtownabbey Family Proceedings Court	Magistrates Court	0	1
Dungannon Family Proceedings Court	Magistrates	1	0
Lisburn Family Proceedings Court	Magistrates	1	0
Royal Courts of Justice	High Court	1	0
Total		4	1

Secure Proceedings		Number of Cases	
Court Name	Court Level	4/15-3/16	4/14 – 3/15
Ards Family Proceedings Court	Magistrates Court	9	6
Ballymena Family Proceedings Court	Magistrates Court	2	3
Belfast & Newtownabbey Family Proceedings Court	Magistrates Court	12	15
Craigavon Family Proceedings Court	Magistrates Court	4	1
Dungannon Family Proceedings Court	Magistrates Court	2	0
Lisburn Family Proceedings Court	Magistrates Court	4	0
Londonderry Family Care Centre	County Court	1	0
Londonderry Family Proceedings Court	Magistrates Court	4	6
Newry Family Proceedings Court	Magistrates Court	4	3
Omagh Family Proceedings Court	Magistrates Court	0	1
Total		42	44
Totals for Report			733

Other Proceedings		Number of Cases	
Court Name	Court Level	4/15-3/16	4/14 – 3/15
Ards Family Proceedings Court	Magistrates Court	6	3
Ballymena Family Proceedings Court	Magistrates Court	2	0
Belfast Family Care Centre	Care Centre	11	3
Belfast & Newtownabbey Family Proceedings Court	Magistrates Court	4	4
Craigavon Family Care Centre	Care Centre	1	2
Craigavon Family Proceedings Court	Magistrates Court	1	0
Dungannon Family Care Centre	Care Centre	3	5
Londonderry Family Care Centre	Care Centre	0	2
Londonderry Family Proceedings Court	Magistrates Court	1	3
Newry Family Proceedings Court	Magistrates Court	1	0
Royal Courts of Justice	High Court	14	7
Total		44	31

Human Embryology Proceedings		Number of Cases	
Court Name	Court Level	4/15-3/16	4/14 – 3/15
Royal Courts of Justice	High Court	1	0
Total		1	0

Adoption

Table 4 indicates that in the period 1 April 2015 to 31 March 2016 there were a total of 173 appointments of Guardians in the field of adoption; an increase of 20% over the same period last year. The majority of Adoption/Freeing appointments came from the Belfast Family Care Centre (68 appointments) and the Royal Courts of Justice (45 appointments).

Care Proceedings

With respect to the Care proceedings group (which includes applications for Supervisions, Care, Contact and Freeing Consolidated), there were a total of 466 appointments in 2015-2016; a decrease of 9% from the previous year. This number is similar to that identified in 2013-2014 (470 appointments). Outside of Belfast the busiest courts in terms of Care proceedings are Newtownards, Ballymena, Dungannon and Londonderry.



SECTION 9:

Table 5: Number of Days between Notification of Court Appointment and the Final Hearing Date by Proceedings Type



Periods: From April 1, 2015 to March 31, 2016
From April 1, 2014 to March 31, 2015

Case Type [at end of case]	Number of Cases		Average Days	
	4/15-3/16	4/14-3/15	4/15-3/16	4/14-3/15
Adoption Placement	71	57	171.87	159.19
Adoption Abroad	1	0	84.00	0
Adoption Step Parents	15	17	254.73	176.00
Adoption Relative	2	4	162.50	320.75
Appeal	16	22	91.06	152.62
Care Application A.50	327	372	327.27	345.34
Change of Surname	1	0	196.00	0
Child Assessment	2	0	118.50	0
Contact Application A.53	21	39	129.71	143.92
Discharge/Variation of SO/CO A.58	53	51	125.02	127.69
Discharge of Contact	3	4	158.67	353.25
Discharge of Freeing	1	0	116.00	0
Emergency Protection A.63	4	1	4.33	1.00
Freeing Application [without Consent]	60	48	223.17	178.85
Freeing [Consolidated]	20	15	430.75	646.07
Inter Country Adoption	5	8	175.40	211.63
Investigation in Child Circ. A56	30	17	207.57	158.47
Live Abroad	1	0	0	0
Multiple Proceedings	11	13	474.00	274.77
Parental Order [HEF ACT]	4	6	197.50	135.50
Removal from Jurisdiction	3	1	66.33	7.00
Residence Order (Child In Care) A.8	5	10	67.40	135.90
Secure Accommodation A.44	41	45	80.83	71.42
Supervision Application A.50	9	7	374.11	205.71
Termination of Contact	2	2	364.00	81.00
Total Cases	708	739		

Table 5 records the range and duration of cases before the courts in Northern Ireland from the date of notification of Court appointment of the Guardian ad Litem, to the date of Final Hearing and the Discharge of the Guardian. Up until last year an increase in the duration of Care application cases under Article 50 had been a concern for all involved in these cases. However there was a slight decrease in the average number of days (345) required for Care application cases in 2014-2015 (8%). The trend has continued with a small decrease in the average number of days (327) required for Care Application cases in 2015-2016 (5%). In contrast to the previous year, there has been a 44% increase in the average duration of Step-Parent Adoption from 176 to 254 days.

While there was a 40% decrease in the average duration of Supervision applications from 340 to 205 days last year, 2015-2016 saw a substantial increase in the average duration of Supervision applications from 205 days to 374 days (82%). Freeing (without Consent) has increased in average duration by 25% increasing from 178 days to 223 days in 2015-2016. However the increase is smaller than the previous year despite an increase in applications. In contrast to a notable increase of 90% in the duration of Appeal applications in 2014-2015, there has been a 40% decrease in the average duration of Appeal applications in 2015-2016 from 152 days to 91 days.



SECTION 10:
**Table 6: Number of
Court Transfers by
Proceedings Type**



Periods: From April 1, 2015 to March 31, 2016
 From April 1, 2014 to March 31, 2015

Proceedings	FPC-CC/RC		CC/RC-HC		
	Year	4/15-3/16	4/14-3/15	4/15-3/16	4/14-3/15
Appeal		1	1	1	0
Care		21	39	3	20
Discharge of Order		3	0	1	0
Freeing		1	5	0	1
Freeing		1	1	0	1
Secure		1	1	0	0
Supervision		2	0	0	0
Contact		0	2	1	0
Article 56		0	0	2	0
Total		30	49	8	22

FPC = Family proceedings court; CC= County Court / Care Centre; RC = Recorders Court; HC = High Court

Table 6 records the transfer of Court proceedings through the three tiers of Court from Family Proceedings Level to Care Centre/County Court level and finally to the High Court. There has been a decrease in case transfers from the County Court/Care Centre level and similarly a decrease in case transfers moving from the Care Centre/County Court level to the High Court.



**SECTION 11:
Table 7: Gal
Recommendation in
relation to Initial
Applications and
Court Orders Granted**



Case Completed between April 1, 2015 and March 31, 2016

Initial Application Applied For	GAL Recommendation	Number of GAL Recommendations	Court Order Granted	No. of Court Orders Granted
Adoption Placement	Adoption Order Withdrawn	87 1	Adoption Order Withdrawn	87 1
Adoption Abroad	Parental Responsibility Granted	2	Parental Responsibility Granted	2
Inter Country Adoption	Adoption Order	5	Adoption Order	5
Appeal	Appeal Rejected Appeal Upheld Withdrawn	18 3 4	Appeal Rejected Appeal Upheld Withdrawn	16 3 6
Adoption Step Parents	Adoption Order No Order	16 1	Adoption Order Withdrawn	16 1
Child Assessment	Withdrawn	3	Withdrawn	3

Initial Application Applied For	GAL Recommendation	Number of GAL Recommendations	Court Order Granted	No. of Court Orders Granted
Care Application	Case Dismissed	5	Case Dismissed	5
	Care Order	334	Care Order	331
	Contact Order	2	Contact Order	2
	Freeing and Care Orders	5	Freeing & Care Orders	6
	Family Assistance Order	3	Family Assistance Order	7
	No Order	38	No Order	34
	Order Lapsed	1	Order Lapsed	1
	Residence Order	39	Residence Order	39
	Supervision Order	84	Supervision Order	78
	Withdrawn	43	Withdrawn	51
	Contact Application	Contact Order	8	Contact Order
Discharge/Variation of Order		1	Discharge/Variation of Order	1
No Contact Order		6	No Contact Order	3
No Order		6	No Order	4
Termination of Contact Order		3	Termination of Contact Order	3
Withdrawn		13	Withdrawn	19

Initial Application Applied For	GAL Recommendation	Number of GAL Recommendations	Court Order Granted	No. of Court Orders Granted
Discharge/Variation of SO/CO	Discharge/Variation of Order	38	Discharge/Variation Of Order	35
	No Order	4	No Order	4
	Order to Remain	25	Order to Remain	25
	Withdrawn	11	Withdrawn	14
Discharge of Freeing	Discharge/Variation of Order	1	Discharge/Variation Of Order	1
Emergency Protection A.63	Emergency Protection Order	4	Withdrawn	10
	Withdrawn	6		
Freeing (Consolidated)	Freeing Order	3	Freeing Order	3
	Freeing and Care Orders	20	Freeing and Care Orders	19
			No Order	1
Freeing A18 (Without Consent)	Freeing Order	77	Freeing Order	77
	Freeing and Care Orders	4	Freeing and Care Orders	4
	Withdrawn	2	Withdrawn	2

Initial Application Applied For	GAL Recommendation	Number of GAL Recommendations	Court Order Granted	No. of Court Orders Granted
Article 56	Care Order	5	Care Order	4
	Contact Order	3	Contact Order	5
	Education Supervision Order	2	Education Supervision Order	2
	Family Assistance Order	2	Family Assistance Order	2
	No Order	25	No Order	25
	Supervision Order	8	Supervision Order	7
	Withdrawn	4	Withdrawn	4
Live Abroad (Outside NI)	Live Abroad Order	1	Live Abroad Order	1
Multiple Proceedings	Care Order	7	Care Order	6
	Freeing Order	4	Freeing Order	4
	No Order	1	No Order	1
	Secure Accommodation	1	Secure Accommodation	1
	Supervision Order	1	Supervision Order	2
	Withdrawn	1	Withdrawn	1
Change of Surname Parental Order (HEF ACT)	Change of Name Order	1	Change of Name Order	1
	Parental Order (HEF ACT)	5	Parental Order	5
Adoption Relative Removal From Jurisdiction	Adoption Order	2	Adoption Order	2
	Removal from Jurisdiction Order	2	Removal from Jurisdiction Order	2
	Withdrawn	1	Withdraw	1

Initial Application Applied For	GAL Recommendation	Number of GAL Recommendations	Court Order Granted	No. of Court Orders Granted
Residence Order (Child in Care)	Residence Order	3	Residence Order	3
	Withdrawn	2	Withdrawn	2
Discharge of Contact	No Order	4	Discharge/Variation of Order	2
	Order to Remain	1	No Order	2
			Order to Remain	1
Secure Accommodation	Discharge/Variation of Order	1	Discharge/Variation Of Order	1
	No Order	3	No Order	4
	Order Lapsed	15	Order Lapsed	14
	Secure Accommodation Order	19	Secure Accommodation Order	18
	Withdrawn	4	Withdrawn	5
Supervision Application	Care Order	1	Care Order	1
	No Order	3	Family Assistance Order	1
	Supervision Order	7	No Order	1
	Withdrawn	1	Supervision Order	7
		Withdrawn	2	
Termination/Variation of	No Contact Order	3	No Contact Order	3
	Termination Of Contact Order	2	Termination Of Contact Order	2
Total		1072		1072

Table 7 indicates the number of Court Orders granted and Guardian ad Litem recommendations on each child in Adoption and Specified Public Law cases. It does not chart the changes influenced by the Guardian during the progress of the case before the Court either generally in terms of service to the child or specifically within the context of the Care Plan.

Across Adoption cases and Care proceedings there was a very high correlation between the Guardian's recommendations and the Final Order made. In Adoption cases the main application was Adoption Placement in which there was a 100% correlation between the Guardian's recommendation and the Final Order made. There were 87 Adoption Placement Orders and 16 Adoption Step Parents. Within Care proceedings, the main application was for a Care Order, Guardians recommended a Care Order in 334 cases and the Court granted 331. With regard to Article 56 Orders, Guardians recommended No Order in 25 cases and Courts concurred with this in final outcomes. There is agreement in opinion in Contact cases where Guardians recommended a Contact Order in 8 cases and the Court granted 7 Orders. However Guardians recommended the Contact Application being withdrawn in 13 cases and the Court granted withdrawals in 19 cases. There was a 100% correlation between the Guardian's recommendation that the Order should remain and the Final Order made in Discharge/Variation of Care cases, where both recommended Order to remain in 25 cases. In 38 cases Guardians recommended Discharge/Variation of Order of which the court granted 35.



SECTION 12:

**Table 8: Age and
Gender of Children by
Case Type Requested
between April 1, 2015
and March 31, 2016**



Age [years]	Under 1		1-Under 5		5-Under 10		10-Under 16		16-17		Other		Totals				
	Case Type	Gender	M	F	M	F	M	F	M	F	M	F	M	F	Total		
Adoption Placement			1	2	38	35	13	21	2	1	0	0	0	0	54	59	113
Inter Country Adoption			0	0	1	1	0	0	0	0	0	0	0	0	1	1	2
Appeal			0	1	10	5	7	5	2	2	0	0	0	0	19	13	32
Adoption Step Parents			0	0	0	0	5	1	6	7	1	2	0	0	12	10	22
Care Application			67	54	81	75	59	42	57	53	7	18	0	0	271	242	513
Child Assessment			0	0	0	1	0	0	0	0	0	1	0	0	0	2	2
Contact Application			0	0	8	3	8	8	9	8	1	1	0	0	26	20	46
Discharge/Variation of SO/CO			0	0	8	10	15	23	5	9	1	1	0	0	29	43	72
Emergency Protection A.63			1	0	2	2	3	0	0	2	0	0	0	0	6	4	10
Freeing [Consolidated]			3	0	0	2	1	0	0	0	0	0	0	0	4	2	6
Freeing A18 [without Consent]			2	2	28	25	4	3	0	0	0	0	0	0	34	30	64
Investigation into Child Circum A56			0	0	7	7	7	9	8	8	1	0	0	0	23	24	47
Live Abroad			0	0	0	0	0	0	0	1	0	0	0	0	0	1	1
Multiple Proceedings			0	0	2	0	0	2	0	1	2	2	0	0	4	5	9
Change OF Surname			0	0	0	1	0	0	0	0	0	0	0	0	0	1	1
Parental Order [HEF Act]			3	0	0	0	0	0	0	0	0	0	0	0	3	0	3
Adoption Relative			0	0	0	1	1	1	2	0	0	0	0	0	3	2	5
Removal from Jurisdiction			0	0	0	0	0	0	0	1	0	1	0	0	0	2	2
Residence Order (Child in Care)			0	0	3	0	2	0	3	1	0	0	0	0	8	1	9
Secure Accommodation			0	0	0	0	0	0	7	12	6	17	0	1	13	29	43
Supervision Application			1	0	2	1	3	2	3	0	0	0	0	0	9	3	12
Termination/Variation of Contact			0	0	1	0	0	1	0	0	0	0	0	0	1	1	2
Total			78	59	191	169	128	118	104	106	19	43	0	1	520	495	1016
Total per Age Group			137		360		246		210		62		1		1016		

Table 8 breaks down statistics with regard to all proceedings by way of age and gender. In 2012-2013 NIGALA saw a reversal from the trend of the previous four years when there were more females than males were subject to proceedings. This reversal to the more traditional position where slightly more males than females have been subject to proceedings continued in 2013-2014 and 2014-2015. These figures also continue a trend identified in the previous two years where children aged between one and four represented the majority (318), followed by 5 to 9 year olds (282). However the number in the 1 to 4 age category has decreased by 12% from the previous year and there has been a small increase in children aged between 5 and 9 in 2014-2015 from 280 to 282 children. What is notable is the 6% decrease in the numbers of 10 to 15 year olds in 2014-2015 from 267 to 251.