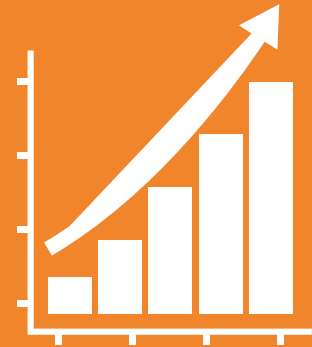
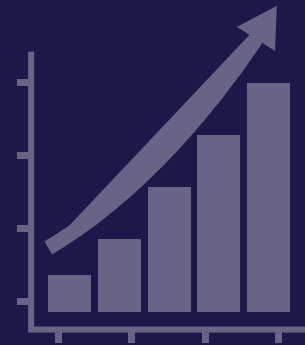
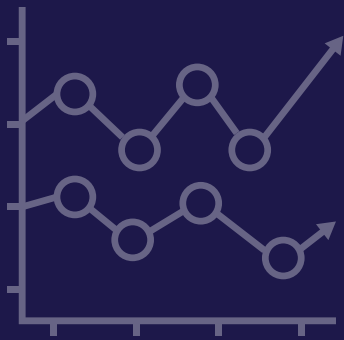


ANNUAL STATISTICS

2014-2015





Any enquires regarding this document should be sent to us at:

Centre House
79 Chichester Street
BELFAST
BT1 4JE
E-mail: admin@nigala.hscni.net

This publication is also available for download
from our website at www.nigala.hscni.net

Introduction

The Northern Ireland Guardian ad Litem Agency (NIGALA) was established by the DHSSPS in accordance with Article 60(7) of the Children (NI) Order 1995 and the Guardian Ad Litem (Panels) Regulations (Northern Ireland) 1996. Article 60(1-2) of the Children (NI) Order 1995 requires the Court, in any case involving Specified proceedings (defined in Article 60(6) of the Order), to appoint a Guardian Ad Litem for the child concerned unless satisfied that it is not necessary to do so.

The role of the Guardian ad Litem (GAL) is to ensure the independent representation of the wishes and feelings of the child/children who are the subject of Specified Public Law proceedings under the Children (NI) Order and/or proceedings under the Adoption (NI) Order 1987 and to ensure the safeguarding and promotion of the child's wishes and best interests. NIGALA therefore has a pivotal role in ensuring that the Children (NI) Order is implemented as intended.

This document provides comparative annual statistics for the years 2014-2015 and 2013-2014 in relation to: case numbers by proceedings type; case duration; Court transfers; Guardian ad Litem recommendations and Court Orders granted; the age and gender of children subject to proceedings during 2014-2015.

Key statistics to emerge for the year 2014-2015 include:

- A decrease in the number of Guardian ad Litem appointments by 0.7 per cent from 709 to 704 cases;
- An increase in the number of Care Order appointments by 3 per cent from 346 to 357 cases;
- An 8 per cent decrease in the duration of Care applications from 373 to 345 days.

TABLE 1A

Number of Case Appointments Requested by Proceedings Type

Periods: From April 1, 2014 to March 31, 2015

From April 1, 2013 to March 31, 2014

Case Type	Number of Cases		Number of Children	
	4/14 - 3/15	4/13 - 3/14	4/14 - 3/15	4/13 - 3/14
ADOPTION PLACEMENT	57	79	65	90
ADOPTION RELATIVE	2	4	2	5
ADOPTION STEP PARENTS	19	16	23	18
APPEAL	15	23	32	42
CARE APPLICATION A.50	357	346	571	590
CHANGE OF SURNAME	0	1	0	2
CHILD ASSESSMENT	1	0	2	0
CONTACT APPLICATION A.53	38	35	64	66
DISCHARGE OF CONTACT	4	2	6	3
DISCHARGE OF FREEING	1	1	1	1
DISCHARGE/VARIATION OF SO/CO A.58	41	53	63	83
EMERGENCY PROTECTION A.63	1	3	1	4
EXTENSION OF EPO A.64(4)	0	2	0	3
FREEING APPLICATION [without consent]	46	48	69	63
FREEING CONSOLIDATED	4	6	4	7
INTER COUNTRY ADOPTION	9	7	9	7
INVESTIGATION IN CHILD CIRC. A56	34	13	49	24
LIVE ABROAD	1	0	1	0
MULTIPLE PROCEEDINGS	5	9	8	15
NO CONTACT	0	1	0	1
PARENTAL ORDER [HEF ACT]	6	4	7	4
REMOVAL FROM JURISDICTION	2	1	2	1
RESIDENCE ORDER (CHILD IN CARE) A.8	7	3	12	4
SECURE ACCOMMODATION A.44	44	40	44	40
SUPERVISION APPLICATION A.50	8	10	14	17
TERMINATION/VARIATION OF CONTACT	1	4	2	7
Total	704	709	1052	1094

Table 1A illustrates the total number of appointments of Guardians ad Litem and the number of children involved from April 2014 to March 2015, and breaks these down by proceedings type. The total number of cases decreased by 0.7% from 709 to 704 from the previous year, with the number of children subject to proceedings decreasing by 4%, from 1094 to 1052.

In Specified Public Law cases NIGALA witnessed a decrease in Care Order appointments, with an 8% decrease in 2013/2014 from the previous year. 2014-2015 has brought a reversal of this trend with the number of Care Order appointments increasing by 3% from 346 to 357 cases, although the number of children subject to Care applications has decreased from 590 to 571. Appointments relating to applications to Discharge or Vary Orders have decreased by 23% from 53 to 41. Emergency Protection Orders and Termination/Variation of Contact appointments have also decreased in 2014-2015 from 3 to 1 and 4 to 1 appointments respectively. However there has been a substantial increase in Article 56 appointments (161%) from 13 to 34. Figures remain similar to the previous year for the majority of all other Public Law proceedings.

Step-Parent Adoption appointments have increased by 19% from 16 to 19, however Placement Adoption appointments have decreased by 28% following an increase of 27% in the previous year.

Freeing Without Consent appointments have decreased slightly (4%) from 48 applications in 2013-2014 to 46 applications in 2014-2015, despite a 14% increase the previous year.

TABLE 1B

Number of Cases Allocated by Proceedings Type

Periods: From April 1, 2014 to March 31, 2015

From April 1, 2013 to March 31, 2014

Case Type	Number of Cases		Number of Children	
	4/14 - 3/15	4/13 - 3/14	4/14 - 3/15	4/13 - 3/14
ADOPTION PLACEMENT	59	78	67	89
ADOPTION RELATIVE	2	4	2	5
ADOPTION STEP PARENTS	19	16	23	18
APPEAL	15	23	32	42
CARE APPLICATION A.50	376	347	603	589
CHANGE OF SURNAME	0	1	0	2
CHILD ASSESSMENT	1	0	2	0
CONTACT APPLICATION A.53	40	38	70	71
DISCHARGE/VARIATION OF SO/CO A.58	43	51	70	76
DISCHARGE OF CONTACT	4	2	6	3
DISCHARGE OF FREEING	1	1	1	1
EMERGENCY PROTECTION A.63	1	3	1	4
EXTENSION OF EPO A.64(4)	0	0	0	0
FREEING CONSOLIDATED	4	6	4	7
FREEING APPLICATION [without consent]	47	48	70	63
INTER COUNTRY ADOPTION	9	7	9	7
INVESTIGATION IN CHILD CIRC. A56	36	11	54	20
LIVE ABROAD	1	0	1	0
MULTIPLE PROCEEDINGS	6	9	9	15
PARENTAL ORDER [HEF ACT]	7	3	8	3
REMOVAL FROM JURISDICTION	2	1	2	1
RESIDENCE ORDER (CHILD IN CARE) A.8	7	3	12	4
SECURE ACCOMMODATION A.44	44	40	44	40
SUPERVISION APPLICATION A.50	8	10	14	17
TERMINATION /VARIATION OF CONTACT	1	4	2	7
Total	733	706	1106	1084

Table 1B illustrates the total number of cases allocated and children involved in 2014-2015 compared with the previous year. There were a total of 733 cases allocated; a 4% increase in cases from the previous year. It included an 8% increase in Care applications. This marks a change from the previous year where the number of allocated cases had decreased from 713 in 2012-2013, to 706 cases in 2013-2014.

TABLE 2A

Total Number of Cases Completed by Proceedings Type

Periods: From April 1, 2014 to March 31, 2015

From April 1, 2013 to March 31, 2014

Case Type [At start of the case]	Number of Cases		Number of Children	
	4/14 - 3/15	4/13 - 3/14	4/14 - 3/15	4/13 - 3/14
ADOPTION PLACEMENT	57	74	68	86
ADOPTION ABROAD	0	0	0	0
ADOPTION RELATIVE	4	6	4	7
ADOPTION STEP PARENTS	17	24	22	28
APPEAL	22	17	47	29
CARE APPLICATION A.50	372	368	597	636
CHANGE OF SURNAME	0	1	0	2
CHILD ASSESSMENT	0	0	0	0
CONTACT APPLICATION A.53	39	37	65	67
DISCHARGE/VARIATION OF SO/CO A.58	51	43	84	58
DISCHARGE OF CONTACT	4	1	5	1
DISCHARGE OF FREEING	0	1	0	1
EMERGENCY PROTECTION	1	3	1	4
FREEING APPLICATION [without consent]	48	45	66	56
FREEING [CONSOLIDATED]	15	15	34	15
INTER COUNTRY ADOPTION	8	7	8	7
INVESTIGATION IN CHILD CIRC. A56	17	10	26	18
LIVE ABROAD	0	0	0	0
MULTIPLE PROCEEDINGS	13	5	20	11
PARENTAL ORDER [HEF ACT]	6	4	6	5
REMOVAL FROM JURISDICTION	1	1	1	1
RESIDENCE ORDER (CHILD IN CARE) A.8	10	1	16	1
SECURE ACCOMMODATION A.44	45	37	45	37
SUPERVISION APPLICATION A.50	7	10	13	22
TERMINATION OF CONTACT	2	1	4	1
Total	739	711	1132	1093

Table 2A illustrates the number of cases completed during 2014-2015 compared with 2013-2014 and indicates a 4% increase from 711 to 739 cases. This increase is the result of a higher number of Appeals, Article 56 applications, Care Orders, Discharge or Variation of Orders, Multiple Proceedings, Secure Accommodations and Residence Order cases completed.

TABLE 2B

Total Number of Cases Completed by Proceedings Group

Periods: From April 1, 2014 to March 31, 2015
From April 1, 2013 to March 31, 2014

Case Type	Number of Cases	
	4/14 - 3/15	4/13 - 3/14
ADOPTION PROCEEDINGS	140	161
PUBLIC LAW PROCEEDINGS	599	550
Total	739	711

There were 140 Adoption proceedings cases and 599 Public Law proceedings cases completed between 1 April 2014 and 31 March 2015; a 4% increase from the previous year.

TABLE 2C

Total Number of EPO Cases Where Guardians Have Been Appointed and Which Have Proceeded to Become Care Applications

Periods: From April 1, 2014 to March 31, 2015
From April 1, 2013 to March 31, 2014

Case Type	Number of Cases		Number of Children	
	4/14 - 3/15	4/13 - 3/14	4/14 - 3/15	4/13 - 3/14
EMERGENCY PROTECTION A.63	35	33	52	57

Between 1 April 2014 and 31 March 2015 Emergency Protection Orders proceeded to become Care applications; an increase of two applications from the previous year.

TABLE 3

Number of Adoption and Specified Case Appointments Requested By Trust/Adoption Agency Area

Periods: From April 1, 2014 to March 31, 2015

From April 1, 2013 to March 31, 2014

Trust / Agency	Number of Cases		Number of Children	
	4/14 - 3/15	4/13 - 3/14	4/14 - 3/15	4/13 - 3/14
ADOPTION ROUTES	3	2	3	2
BELFAST CARE TRUST	31	35	37	38
FAMILY ROUTES	0	0	0	0
FAMILY CARE SOCIETY	0	2	0	3
NORTHERN CARE TRUST	27	36	38	43
SOUTH EASTERN CARE TRUST	26	32	31	35
SOUTHERN CARE TRUST	30	32	36	42
WESTERN CARE TRUST	23	20	31	25
Total for Adoption Proceedings	140	159	176	188

SPECIFIED WORK	4/14 - 3/15		4/13 - 3/14	
	4/14 - 3/15	4/13 - 3/14	4/14 - 3/15	4/13 - 3/14
BELFAST CARE TRUST	140	136	225	227
NORTHERN CARE TRUST	107	119	174	201
SOUTH EASTERN CARE TRUST	126	96	184	149
SOUTHERN CARE TRUST	94	106	145	166
WESTERN CARE TRUST	97	91	148	163
Total for Specified Proceedings	564	550	876	906
OVERALL TOTAL FOR PROCEEDINGS	704	709	1052	1094

Table 3 details the number of appointments of Guardians as a result of applications made by Trusts, Adoption Agencies, and individuals within the respective Trust areas, as well as the number of children subject to these proceedings. There has been a 12% decrease in the number of Adoption proceedings from 159 to 140 cases. In contrast to 2013-2014 where the Northern Care Trust accounted for the slight majority of cases, the Belfast Care Trust accounted for the slight majority of cases in 2014-2015 and was followed closely by the Southern Care Trust.

In the Public Law domain there has been a slight increase from 550 to 564 cases (2%). The South Eastern Trust instigated a notable increase in applications of 31%, while the Western Care Trust and Belfast Care Trust had a 6% and 3% increase respectively. However the Northern Care Trust reduced the number of applications instigated from 119 to 107 (11% decrease) and the Southern Care Trust went from 106 to 94 applications (13%). The Belfast Care Trust accounted for the majority of Public Law proceedings applications in 2014-2015, instigating more applications than the previous year; 140.

TABLE 4

Total Number of Gals Appointed in Period by Name and Level of Court

Periods: From April 1, 2014 to March 31, 2015

From April 1, 2013 to March 31, 2014

Adoption Proceedings		Number of Cases	
Court Name	Court Level	4/14 - 3/15	4/13 - 3/14
BALLYMENA COUNTY COURT	County Court	0	0
BELFAST COUNTY COURT	County Court	4	5
BELFAST FAMILY CARE CENTRE	Care Centre	60	59
CRAIGAVON COUNTY COURT	County Court	13	12
CRAIGAVON FAMILY CARE CENTRE	Care Centre	2	10
DUNGANNON FAMILY CARE CENTRE	Care Centre	3	1
FERMANAGH & TYRONE COUNTY COURT	County Court	4	7
LONDONDERRY COUNTY COURT	County Court	4	6
LONDONDERRY FAMILY CARE CENTRE	Care Centre	3	6
OMAGH COUNTY COURT	County Court	1	1
ROYAL COURTS OF JUSTICE	High Court	49	52
Total		144	159

Care Proceedings		Number of Cases	
Court Name	Court Level	4/14 - 3/15	4/13 - 3/14
ARDS FAMILY PROCEEDINGS COURT	Magistrates Court	63	64
BALLYMENA FAMILY PROCEEDINGS COURT	Magistrates Court	53	55
BELFAST FAMILY CARE CENTRE	Care Centre	69	32
BELFAST COUNTY COURT	County Court	1	2
BELFAST & NEWTOWNABBEY FAMILY PROCEEDINGS COURT	Magistrates Court	106	122
CRAIGAVON COUNTY COURT	County Court	1	0
CRAIGAVON FAMILY CARE CENTRE	Care Centre	21	9
CRAIGAVON FAMILY PROCEEDINGS COURT	Magistrates Court	25	23
DUNGANNON FAMILY CARE CENTRE	Care Centre	6	3
EAST TYRONE FAMILY PROCEEDINGS COURT	Magistrates Court	47	53
FERMANAGH & TYRONE COUNTY COURT	County Court	0	1
LISBURN FAMILY PROCEEDINGS COURT	Magistrates Court	20	12
LONDONDERRY FAMILY CARE CENTRE	Care Centre	3	4
LONDONDERRY FAMILY PROCEEDINGS COURT	Magistrates Court	40	34
NEWRY & MOURNE FAMILY PROCEEDINGS COURT	Magistrates Court	25	37
OMAGH COUNTY COURT	County Court	0	0
OMAGH FAMILY PROCEEDINGS COURT	Magistrates Court	2	3
ROYAL COURTS OF JUSTICE	High Court	29	16
Total		513	470

TABLE 4 (Continued)

Emergency Proceedings		Number of Cases	
Court Name	Court Level	4/14 - 3/15	4/13 - 3/14
ARDS FAMILY PROCEEDINGS COURT	Magistrates Court	0	1
BELFAST & NEWTONABBEY FAMILY PROCEEDINGS COURT	Magistrates Court	1	1
EAST TYRONE FAMILY PROCEEDINGS COURT	Magistrates Court	0	1
Total		1	3

Secure Proceedings		Number of Cases	
Court Name	Court Level	4/14 - 3/15	4/13 - 3/14
ARDS FAMILY PROCEEDINGS COURT	Magistrates Court	6	7
BALLYMENA FAMILY PROCEEDINGS COURT	Magistrates Court	3	1
BELFAST FAMILY CARE CENTRE	Care Centre	0	1
BELFAST & NEWTONABBEY FAMILY PROCEEDINGS COURT	Magistrates Court	15	10
CRAIGAVON FAMILY PROCEEDINGS COURT	Magistrates Court	1	5
EAST TYRONE FAMILY PROCEEDINGS COURT	Magistrates Court	0	3
LONDONDERRY FAMILY PROCEEDINGS COURT	Magistrates Court	6	9
NEWRY FAMILY PROCEEDINGS COURT	Magistrates Court	3	3
OMAGH FAMILY PROCEEDINGS COURT	Magistrates Court	1	1
Total		44	40
Totals for Report		733	709

TABLE 4 (Continued)

Other Proceedings		Number of Cases	
Court Name	Court Level	4/14 - 3/15	4/13 - 3/14
ARDS FAMILY PROCEEDINGS COURT	Magistrates Court	3	3
BALLYMENA FAMILY PROCEEDINGS COURT	Magistrates Court	0	0
BELFAST FAMILY CARE CENTRE	Care Centre	3	8
BELFAST & NEWTONABBAY FAMILY PROCEEDINGS COURT	Magistrates Court	4	0
CRAIGAVON FAMILY CARE CENTRE	Care Centre	2	1
DUNGANNON FAMILY CARE CENTRE	Care Centre	5	4
EAST TYRONE FAMILY PROCEEDINGS COURT	Magistrates Court	0	1
LISBURN FAMILY PROCEEDINGS COURT	Magistrates Court	0	1
LONDONDERRY FAMILY CARE CENTRE	Care Centre	2	3
LONDONDERRY FAMILY PROCEEDINGS COURT	Magistrates Court	3	4
NEWRY & MOURNE FAMILY PROCEEDINGS COURT	Magistrates Court	0	0
OMAGH FAMILY PROCEEDINGS COURT	Magistrates Court	0	2
ROYAL COURTS OF JUSTICE	High Court	7	10
Total		31	37

Adoption

Table 4 indicates that in the period 1 April 2014 to 31 March 2015 there were a total of 144 appointments of Guardians in the field of adoption; a decrease of 10% over the same period last year. The majority of Adoption/Freeing appointments came from the Belfast Family Care Centre (60 appointments) and the High Court (49 appointments).

Care Proceedings

With respect to the Care proceedings group (which includes applications for Supervisions, Care, Contact and Freeing Consolidated), there were a total of 517 appointments in 2014-2015; an increase of 9% from the previous year. This marks a reversal of the trend identified the previous year which saw a decrease of 2% in cases. Outside of Belfast, the busiest Courts in terms of Care proceedings are Newtownards, Ballymena, East Tyrone and Londonderry.

TABLE 5

Number of Days Between Notification of Court Appointment and The Final Hearing Date by Proceedings Type

Periods: From April 1, 2014 to March 31, 2015

From April 1, 2013 to March 31, 2014

Case Type [at end of case]	Number of Cases		Average Days	
	4/14 - 3/15	4/13 - 3/14	4/14 - 3/15	4/13 - 3/14
ADOPTION PLACEMENT	57	74	159.19	158.78
ADOPTION ABROAD	0	0	0	0
ADOPTION STEP PARENTS	17	24	176.00	219.63
ADOPTION RELATIVE	4	6	320.75	244.83
APPEAL	21	17	152.62	80.71
CARE APPLICATION A.50	370	368	345.34	373.20
CHANGE OF SURNAME	0	1	0	147
CHILD ASSESSMENT	0	0	0	0
CONTACT APPLICATION A.53	39	37	143.92	147.57
DISCHARGE/VARIATION OF SO/CO A.58	51	43	127.69	165.19
DISCHARGE OF CONTACT	4	1	353.25	107
DISCHARGE OF FREEING	0	1	0	56
EMERGENCY PROTECTION A.63	1	3	1.00	7.67
FREEING APPLICATION [without consent]	48	45	178.85	126.42
FREEING [CONSOLIDATED]	15	15	646.07	477.47
INTER COUNTRY ADOPTION	8	7	211.63	166.00
INVESTIGATION IN CHILD CIRC. A56	17	10	158.47	201.10
LIVE ABROAD	0	0	0	0
MULTIPLE PROCEEDINGS	13	5	274.77	304.60
PARENTAL ORDER [HEF ACT]	6	4	135.50	130.25
REMOVAL FROM JURISDICTION	1	1	7.00	35
RESIDENCE ORDER (CHILD IN CARE) A.8	10	1	135.90	186
SECURE ACCOMMODATION A.44	45	37	71.42	94.86
SUPERVISION APPLICATION A.50	7	10	205.71	340.90
TERMINATION OF CONTACT	2	1	81.00	255
Total Cases	736	711		

Table 5 records the range and duration of cases before the Courts in Northern Ireland from the date of notification of Court appointment of the Guardian ad Litem, to the date of Final Hearing and the discharge of the Guardian. In previous years an increase in the duration of Care application cases under Article 50 has been a concern for all involved in these cases. However there has been a slight decrease in the average number of days (345) required for Care application cases in 2014-2015 (9%). It had been discouraging to note that following a 11% decrease in the duration of proceedings in 2012-2013, the average number of days had increased from 346 to 373 in 2013-2014 (8% increase).

In contrast to the previous year, there has been a 31% increase in the average duration of Relative Adoption from 244 to 320 days. There has been a 40% decrease in the average duration of Supervision applications from 340 to 205 days in the same period. In contrast to a 32% reduction in 2013-2014, Freeing (Without Consent) has increased in average duration by 41% increasing from 126 days to 178 days in 2013-2014. Appeal applications also witnessed a notable increase of 90% to 152 days.

TABLE 6

Number of Court Transfers by Proceedings Type

Periods: From April 1, 2014 to March 31, 2015

From April 1, 2013 to March 31, 2014

Proceedings Type	FPC-CC/RC		CC/RC-HC	
	4/14-3/15	4/13-3/14	4/14-3/15	4/13-3/14
Year				
Appeal	1	1	0	0
Care	39	12	20	4
Freeing Consolidated	5	4	1	0
Freeing	1	1	1	0
Secure	1	0	0	0
Contact	2	2	0	0
Article 56	0	0	0	0
Total	49	20	22	4

FPC = Family Proceedings Court; CC= County Court / Care Centre;

RC = Records Court; HC = High Court

Table 6 records the transfer of Court proceedings through the three tiers of Court from Family Proceedings level to Care Centre/County Court level and finally to the High Court. There has been a significant increase of 145% in case transfers from Family Proceedings to County Court/ Care Centre level and similarly there has been an increase of 400% from cases moving from Care Centre/County Court to the High Court.

TABLE 7

GAL Recommendation in Relation to Initial Applications and Court Orders Granted

Case Completed between April 1, 2014 and March 31, 2015

Initial Application Applied For	GAL Recommendation	Number of GAL Recommendations	Court Order Granted	Number of Court Orders Granted
Adoption Placement	Adoption Order	68	Adoption Order	67
Adoption Step Parents	Adoption Order	17	Adoption Order	17
WITHDRAWN: 5				
Adoption Relative	Adoption Order	4	Adoption Order	3
WITHDRAWN: 1				
Inter-country Adoption	Adoption Order	8	Adoption Order	8
Appeal				
	Appeal Upheld	13	Appeal Upheld	11
	Appeal rejected	25	Appeal rejected	23
	Withdrawn	9	Withdrawn	13
Care		388	Care Order	389
WITHDRAWN: 47	Family Assistance Order	2	Contact Order	1
	No Order	28	freeing and Care Orders	2
	Order Lapsed	1	Family Assistance Order	2
	Residence Order	27	No Order	23
	Supervision Order	104	Order Lapsed	1
			Residence Order	27
			Supervision Order	100
			Withdrawn: 52	

Initial Application Applied For	GAL Recommendation	Number of GAL Recommendations	Court Order Granted	Number of Court Orders Granted
Contact	Contact Order	9	Contact Order	11
WITHDRAWN: 19	Discharge of Order	3	Discharge of Order	3
	No Contact Order	6	No Contact Order	6
	No Order	28	No Order	24
			Withdrawn: 21	

Change of Surname	Change of Surname Order	0	Change of Surname Order	0
--------------------------	-------------------------	---	-------------------------	---

Discharge of Contact	Discharge/Variation of Order	4	Discharge/Variation of Order	4
	Withdrawn	1	Withdrawn	1
Discharge of Freeing	Discharge/Variation of Order	0	Discharge/Variation of Order	0
Discharge/Variation of Care/Supervision Order	Discharge/Variation of Care/Supervision Order	50	Discharge/Variation of Care/Supervision Order	50
WITHDRAWN: 12	Order to Remain	22	Order to Remain	17
			Withdrawn: 17	

Emergency Protection	Emergency Protection Order	1	Withdrawn	1
WITHDRAWN: 1				

Freeing (Consolidated)	Care Order	4	Care Order	4
	Freeing Order	13	Freeing Order	13
	Freeing and Care Order	17	Freeing and Care Order	17

Freeing (Without Consent)	Adoption Order	1		
WITHDRAWN: 2	Freeing Order	61	Freeing Order	62
	Freeing and Care Orders	1	Adoption Order	1
	No Order	1	Withdrawn: 3	
Investigation A56	Contact Order	4	Contact Order	4
	Education Supervision Order	2	Education Supervision Order	2
WITHDRAWN: 0	No Order	16	No Order	16
	Residence Order	2	Residence Order	2
	Supervision Order	2	Supervision Order	2
Multiple Proceedings	Care Order	6	Care Order	6
WITHDRAWN: 6	Contact Order	4	Contact Order	4
	Removal from Jurisdiction	2	Removal from Jurisdiction	2
	Supervision Order	2	Supervision Order	2
Parental Order [HEF Act]	Parental Order [HEF Act]	6	Parental Order [HEF Act]	6
Removal from Jurisdiction (W)	Removal from Jurisdiction Order – Withdrawn	1	Removal from Jurisdiction Order – Withdrawn	1
Residence Order	Residence Order	8	Residence Order	9
	Care Order	2	Care Order	1
	No Order	4	No Order	2
	Withdrawn	2	Withdrawn	4
Secure Accommodation	Discharge/Variation of Order	1	Discharge/Variation of Order	1
	No Order	1	No Order	2
	Order Lapsed	18	Order Lapsed	17
WITHDRAWN: 4	Secure Accommodation Order	21	Secure Accommodation Order	20

Initial Application Applied For	GAL Recommendation	Number of GAL Recommendations	Court Order Granted	Number of Court Orders Granted
Supervision Application	No Order	4	No Order	4
WITHDRAWN: 4	Supervision Order	9	Supervision Order	9
Termination/Variation of Contract	Supervision Order	9	Supervision Order	0
WITHDRAWN: 0	No Order	2	No Order	2
	Termination of Contract Order	2	Termination of Contract Order	2
Total		1132		1132

Table 7 indicates the number of Court Orders granted and Guardian ad Litem recommendations on each child in Adoption and Specified Public Law cases. It does not chart the changes influenced by the Guardian during the progress of the case before the Court either generally in terms of service to the child or specifically within the context of the Care Plan.


Across Adoption cases and Care proceedings there was a very high correlation between the Guardian's recommendations and the final Order made. In Adoption cases the main application was Adoption Placement in which there was a 99% correlation between the Guardian's recommendation and the final Order made. There were 67 Adoption Placement Orders and 1 Residence Order. Within Care proceedings, the main application was for a Care Order, Guardians recommended a Care Order in 388 cases and the Court granted 389. Guardians recommended 104 Supervision Orders, with the Courts granting 100 of these Orders. With regard to Article 56 Orders, Guardian's recommendations and final outcomes of No Order were identical. There is some evidence of a difference of opinion in Contact cases where Guardians recommended a Contact Order in 9 cases, however the Court granted 11 Orders. However there was a 100% correlation between the Guardian's recommendation and the final Order made in Discharge/Variation of Care cases, where both recommended a Discharge of Order in 50 cases. In 22 cases Guardians recommended the Order to remain, of which the Court granted 17.

TABLE 8

Age and Gender of Children by Case Type Requested Between April 1, 2014 and March 31, 2015

Age [years]	Less than 1		1-4		5-9		10-15		16-17		Other		Totals		
	M	F	M	F	M	F	M	F	M	F	M	F	M	F	Total
ADOPTION PLACEMENT	1	2	26	17	12	7	0	0	0	0	0	0	39	26	65
INTER COUNTRY ADOPTION	1	0	6	2	0	0	0	0	0	0	0	0	7	2	9
APPEAL	0	0	7	8	4	10	1	2	0	0	0	0	12	20	32
ADOPTION STEP PARENTS	0	0	1	1	2	3	9	5	1	1	0	0	13	10	23
CARE APPLICATION	69	60	94	72	68	66	65	64	6	8	0	0	302	270	572
CONTACT APPLICATION	0	0	12	5	11	13	12	9	0	2	0	0	35	29	64
DISCHARGE / VARIATION OF SO / CO	0	0	3	0	16	13	9	17	3	2	0	0	31	32	63
DISCHARGE OF FREEING	0	0	0	0	0	0	0	0	1	0	0	0	1	0	1
EMERGENCY PROTECTION A.63	0	1	0	0	0	0	0	0	0	0	0	0	1	1	1
FREEING [CONSOLIDATED]	3	0	1	0	0	0	0	0	0	0	0	0	4	0	4
FREEING A18 [without consent]	2	0	27	19	9	11	1	0	0	0	0	0	39	30	69
INVESTIGATION INTO CHILD CIRCUM A56	0	0	5	5	10	9	9	10	1	0	0	0	25	24	49
MULTIPLE PROCEEDINGS	1	0	1	0	1	3	0	1	0	1	0	0	4	5	8
CHANGE OF SURNAME	0	0	0	0	0	0	0	0	0	0	0	0	0	0	0
NO CONTACT	0	0	0	0	0	0	0	0	0	0	0	0	0	0	0
PARENTAL ORDER [HEF Act]	5	2	0	0	0	0	0	0	0	0	0	0	5	2	7
ADOPTION RELATIVE	0	0	1	1	0	0	0	0	0	0	0	0	1	1	2
REMOVAL FROM JURISDICTION	0	0	1	0	1	0	0	0	0	0	0	0	2	0	2
RESIDENCE ORDER (CHILD IN CARE)	0	0	0	0	2	4	3	2	0	1	0	0	5	7	12
DISCHARGE OF CONTACT	0	0	1	0	3	0	1	1	0	0	0	0	5	1	6
SECURE ACCOMMODATION	0	0	0	0	0	0	8	13	4	19	0	0	12	32	44
SUPERVISION APPLICATION	0	1	0	2	0	3	4	2	0	1	0	1	4	10	14
TERMINATION / VARIATION OF CONTACT	0	0	0	0	0	1	1	0	1	0	0	0	2	1	2
Total	82	66	186	132	139	143	124	127	17	35	0	1	549	503	1052
Total per Age Group	148	318	282	251	52	1052									

Table 8 breaks down statistics with regard to all proceedings by way of age and gender. In 2012-2013 NIGALA saw a reversal from the trend of the previous four years when there were more females than males were subject to proceedings. This reversal to the more traditional position where slightly more males than females have been subject to proceedings continued in 2013-2014 and 2014-2015. These figures also continue a trend identified in the previous two years where children aged between 1 and 4 represented the majority (318), followed by 5 to 9 year olds (282). However the number in the 1 to 4 age category has decreased by 12% from the previous year and there has been a small increase in children aged between 5 and 9 in 2014-2015 from 280 to 282 children. What is notable is the 6% decrease in the numbers of 10 to 15 year olds in 2014-2015 from 267 to 251.



Centre House
79 Chichester Street
BELFAST
BT1 4JE

E-mail: admin@nigala.hscni.net

www.nigala.hscni.net

