



**Education Authority**  
**Post-Primary Schools**  
**Annual Area Profile**  
**2022**

## Post-Primary School Annual Area Profile 2022

This document provides data for all post-primary schools in the Education Authority set out by District Council areas. Northern Ireland wide data is provided first. This is then followed by data set out by Local Government Districts. The data, with the exception of the first preference data and the 2020/21 budget information, was provided to the Education Authority by the Department of Education.

### Regional Summary

Analysis of the regional trends in terms of available places in schools indicates that there is an increase of **2,983** pupils in the post-primary sector when compared with the 2020/21 year.

Post-Primary Schools	2021/22	2020/21	Changes
Number of Pupils	151,901	148,918	+2,983
Number of Schools	192	193	-1

The table above shows a changing demographic which indicates a higher overall number of pupils enrolling in post-primary schools. With 13,267 available places within the post-primary school sector at 2020/21, there is capacity within the sector to meet the increase in pupil numbers.

Comparative analysis of the financial position of schools in 2022 relative to the 2021 Annual Area Profile emphasises the sincere efforts of Boards of Governors and school leaders to manage a challenging financial environment. In the post-primary sector across the region there are 13 additional post-primary schools maintaining a budget surplus in excess of 5% of available resources. The number of post-primary schools with a budget deficit greater than 5% of available resources was 58 and this was a decrease on the previous year.

In terms of the level of compliance with the Entitlement Framework requirements at Key Stage Four and Post-16, the compliance rates in 2022 were 96% of schools in full compliance with requirements at Key Stage Four and 81% of schools complying with the post-16 requirements.

As a result of the implementation of a number of Development Proposals there has been positive action to address schools where sustainability is an issue but the information contained within the Annual Area Profiles for 2022 indicate that the strategic intentions set out in the Providing Pathways document on Area Planning 2017-2020 (extended to 2022) are well founded and that further work is required to address school sustainability.

### Note:

**VG and GMI Schools are not reported on in the same way as schools with an Education Authority Funding Authority. The same accounting policies are not used by all VG or GMI schools and their cumulative surplus/deficit figures reflect differing levels of non-public funds. This means that the cumulative surplus/deficit of VG and GMI schools cannot be compared on a like for like basis with each other or with those of EA schools. There are therefore no financial entries for these schools in the individual profiles. These schools have been “Deemed financially viable by the Department of Education”.**

## Glossary

DE	Department of Education
EA	Education Authority
EF	Entitlement Framework
FSME	Free School Meal Entitlement
GMI	Grant Maintained Integrated
KS	Key Stage
IMU	Irish Medium Unit
VG	Voluntary Grammar

# **Northern Ireland**

## **Level Data**



## School Performance Averages 2016/17- 2018/19

	All Schools			Grammar			Non-Grammar		
	2016/17	2017/18	2018/19	2016/17	2017/18	2018/19	2016/17	2017/18	2018/19
% of year 12 pupils achieving 5+ GCSEs grades A*- C (or equivalent)	84.6	86.0	87.2	96.5	96.0	96.1	74.4	77.3	79.7
% of year 12 pupils achieving 5+ GCSEs grades A*- C (or equivalent) including GCSE English and GCSE maths	70.3	71.8	72.8	94.1	94.0	94.3	49.9	52.4	54.8
% of pupils in the final year of an A Level (or equivalent) course of study achieving 2+ A Levels A*- E (including equivalents)	98.7	98.3	98.4	99.7	99.5	99.6	97.0	96.4	96.4
% of pupils in the final year of an A Level (or equivalent) course of study achieving 3+ A Levels A*- C (including equivalents)	69.0	70.2	71.8	78.1	78.1	79.7	55.0	57.2	58.8

Source: Summary of Annual Examination Results

- The Minister of Education has agreed that the Summary of Annual Examination Results (SAER) process should be suspended, in recognition of the significant disruption experienced by schools due to COVID-19. There was, therefore, no SAER statistical bulletin for the 2019/20 academic year, and there will be no bulletin for the 2020/21 academic year.
- School level attainment data for 2019/20 and 2020/21 have not been/are not being collected for accountability or inspection purposes and no attainment data will be released at school level for these years.

## Year 12 Performance by Free School Meal Bands, 2018/19

Key GCSE indicator (including equivalents)	Non-Grammar				NI Total (%)
	0- 29.99%	30- 39.99%	40- 49.99%	50+%	
5+ grades A*-C - males	75.7	72.1	78.6	79.0	75.5
5+ grades A*-C - females	86.7	81.2	84.8	84.8	83.9
5+ grades A*-C - total	<b>81.3</b>	<b>76.5</b>	<b>81.5</b>	<b>82.3</b>	<b>79.7</b>
5+ grades A*-C incl Eng and maths - male	59.8	45.3	45.9	43.8	48.5
5+ grades A*-C incl Eng and maths - female	73.7	59.5	59.1	51.9	61.1
5+ grades A*-C incl Eng and maths - total	<b>66.9</b>	<b>52.2</b>	<b>52.0</b>	<b>48.4</b>	<b>54.8</b>

Key GCSE indicator (including equivalents)	Grammar			NI Total (%)
	0-9.99%	10- 19.99%	20%+	
5+ grades A*-C - males	96.7	95.3	87.5	94.2
5+ grades A*-C - females	99.0	98.1	95.1	97.9
5+ grades A*-C - total	<b>97.8</b>	<b>96.8</b>	<b>91.0</b>	<b>96.1</b>
5+ grades A*-C incl Eng and maths - male	95.8	93.5	81.7	92.0
5+ grades A*-C incl Eng and maths - female	98.5	96.8	91.7	96.6
5+ grades A*-C incl Eng and maths - total	<b>97.1</b>	<b>95.2</b>	<b>86.3</b>	<b>94.3</b>

Source: SAER

- The Minister of Education has agreed that the Summary of Annual Examination Results (SAER) process should be suspended, in recognition of the significant disruption experienced by schools due to COVID-19. There was, therefore, no SAER statistical bulletin for the 2019/20 academic year, and there will be no bulletin for the 2020/21 academic year.
- School level attainment data for 2019/20 and 2020/21 have not been/are not being collected for accountability or inspection purposes and no attainment data will be released at school level for these years.

## Post-16 Performance by Free School Meal Bands, 2018/19

Performance Indicator		Non-Grammar				NI Total (%)
(including equivalents)		0-29.99%	30-39.99%	40-49.99%	50+%	
3+ A levels	At grades A*-C - male	60.8	51.4	55.8	55.1	55.5
	At grades A*-C - female	73.3	51.6	54.1	64.3	60.8
	At grades A*-C - total	<b>68.6</b>	<b>51.5</b>	<b>54.9</b>	<b>61.1</b>	<b>58.8</b>
2+ A levels	At grades A*-C - male	85.0	80.7	78.8	85.0	82.3
	At grades A*-C - female	90.8	81.1	83.2	86.7	85.3
	At grades A*-C - total	<b>88.7</b>	<b>80.9</b>	<b>81.3</b>	<b>86.1</b>	<b>84.2</b>
	At grades A*-E - male	97.7	93.7	95.2	94.7	95.2
	At grades A*-E - female	99.2	96.2	96.4	96.4	97.1
	At grades A*-E - total	<b>98.6</b>	<b>95.3</b>	<b>95.9</b>	<b>95.8</b>	<b>96.4</b>

Performance Indicator		Grammar			NI Total (%)
(including equivalents)		0-9.99%	10-19.99%	20+%	
3+ A levels	At grades A*-C - male	78.0	78.6	70.0	76.8
	At grades A*-C - female	86.2	80.9	77.1	82.2
	At grades A*-C - total	<b>82.2</b>	<b>79.9</b>	<b>73.6</b>	<b>79.7</b>
2+ A levels	At grades A*-C - male	92.0	93.6	91.8	92.6
	At grades A*-C - female	96.6	95.6	94.9	95.8
	At grades A*-C - total	<b>94.3</b>	<b>94.8</b>	<b>93.3</b>	<b>94.4</b>
	At grades A*-E - male	99.3	99.7	99.0	99.4
	At grades A*-E - female	99.7	99.6	100.0	99.7
	At grades A*-E - total	<b>99.5</b>	<b>99.6</b>	<b>99.5</b>	<b>99.6</b>

Source: SAER

- The Minister of Education has agreed that the Summary of Annual Examination Results (SAER) process should be suspended, in recognition of the significant disruption experienced by schools due to COVID-19. There was, therefore, no SAER statistical bulletin for the 2019/20 academic year, and there will be no bulletin for the 2020/21 academic year.
- School level attainment data for 2019/20 and 2020/21 have not been/are not being collected for accountability or inspection purposes and no attainment data will be released at school level for these years.

**Antrim and Newtownabbey  
District Council**

## SUMMARY DATA FOR POST-PRIMARY SCHOOLS IN THE ANTRIM AND NEWTOWNABBEY DISTRICT COUNCIL AREA

Management Type	Total – Enrolments	Numbers of Schools	Total Approved Enrolment
Controlled	4,874	5	4,980
Voluntary	949	1	930
Catholic Maintained	1,126	2	1,210
Controlled Integrated	1,206	2	1,265

### Available School Places

In post-primary schools there has been a decrease of 132 in the number of available places compared to the corresponding figure in the 2021 Annual Area Profiles.

### School Finance and Enrolments

The chart overleaf summarises the financial position of the schools in the council area between 2018/19 and 2020/21. The Authority does not retain information for voluntary grammar and grant maintained schools and these are shown under the “no budgetary information” category.

The chart overleaf also summarises the enrolment history of the schools between 2018/19 and 2021/22.

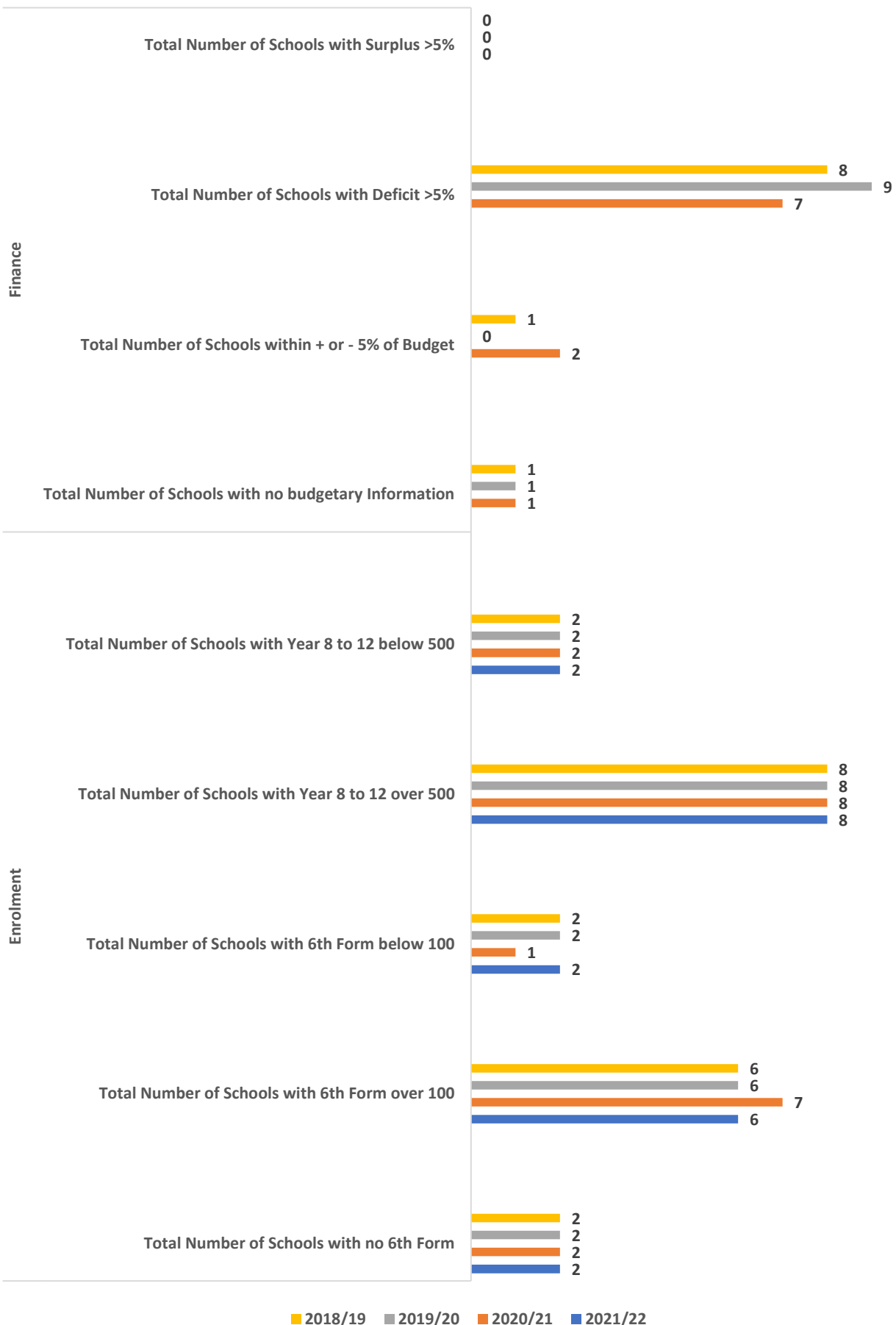
This data is assessed against the sustainable schools criteria:

- In 2021/22 there were 2 schools with a year 8 to 12 enrolment below 500.
- In 2021/22 there were 2 schools with a 6<sup>th</sup> form below 100.
- The number of schools with a deficit greater than 5% decreased in 2020/21 compared to previous years.

### Compliance with the Entitlement Framework Requirements (Post-Primary Schools)

In 2021/22 there were a total of 10 schools that complied with the KS4 component of the EF which was the same number of schools when compared to 2020/21. In addition 5 schools in 2021/22 were compliant with the post-16 component which was the same number of schools as 2020/21.

## Antrim and Newtownabbey Borough Council Area Finance and Enrolment Summary



## Post-Primary School Annual Area Profile 2022

DE Ref No	School Name	Status	Council Area
3210313	Abbey Community College	Controlled	ANTRIM AND NEWTOWNABBEY

Annual Census Information				
Year	Total pupils Y8-Y12	6 <sup>th</sup> Form	Total Enrolment	Pupils in IMU
2018/19	569	75	644	0
2019/20	643	56	699	0
2020/21	700	71	771	0
2021/22	754	79	833	0
Approved Enrolment Number				820
Approved Admissions Number				140
Year 8 Pupils 2021/22				149
First Preference Applications 2021/22				120
% FSME				47.66

Educational Achievements				
Year	5+ GCSE A*-C % of year 12 pupils achieving 5+ GCSEs grades A*-C (including equivalents)	5+ GCSE A*-C inc English & Maths % of year 12 pupils achieving 5+ GCSEs grades A*-C (including equivalents) Including English and Maths	3+ A Levels A*-C % of pupils achieving 3+ A Level grades A*-C (including equivalents)	2+ A Levels A*-E % of pupils achieving 2+ A Level grades A*-E (including equivalents)
2018/19	96.1	38.2	67.4	100.0
2019/20	Not available	Not available	Not available	Not available
2020/21	Not available	Not available	Not available	Not available
In formal intervention any period 1 April 2021-31 March 2022				

EF Compliant	
Key Stage 4 compliant	Y
Post-16 compliant	N

Budgets			
Year	Available Delegated Resources £	Surplus/Deficit £	Surplus/Deficit %
2018/19	2,495,529	-545,481	-21.86%
2019/20	2,563,998	-706,783	-27.57%
2020/21	2,990,454	-562,165	-18.80%

KEY TO SYMBOLS & TEXT USED IN DATA ABOVE	
Symbol/Text	Definition
*	Relates to fewer than 5 cases
#	Means that a figure greater than or equal to 5 had been treated to prevent disclosure of a small number elsewhere
-	School not open in this academic year or closed in the previous academic year so data could not be collected and validated post exams
n/a	Not applicable, no pupils in the relevant year of study
JH	Junior High School, no year 12 or post 16 pupils

## Post-Primary School Annual Area Profile 2022

DE Ref No	School Name	Status	Council Area
3410209	Antrim Grammar School	Controlled	ANTRIM AND NEWTOWNABBEY

Annual Census Information				
Year	Total pupils Y8-Y12	6 <sup>th</sup> Form	Total Enrolment	Pupils in IMU
2018/19	544	202	746	0
2019/20	590	168	758	0
2020/21	625	184	809	0
2021/22	657	194	851	0
Approved Enrolment Number				740
Approved Admissions Number				136
Year 8 Pupils 2021/22				139
First Preference Applications 2021/22				214
% FSME				8.46

Educational Achievements				
Year	5+ GCSE A*-C % of year 12 pupils achieving 5+ GCSEs grades A*-C (including equivalents)	5+ GCSE A*-C inc English & Maths % of year 12 pupils achieving 5+ GCSEs grades A*-C (including equivalents) Including English and Maths	3+ A Levels A*-C % of pupils achieving 3+ A Level grades A*-C (including equivalents)	2+ A Levels A*-E % of pupils achieving 2+ A Level grades A*-E (including equivalents)
2018/19	100.0	100.0	83.2	100.0
2019/20	Not available	Not available	Not available	Not available
2020/21	Not available	Not available	Not available	Not available
In formal intervention any period 1 April 2021-31 March 2022				

EF Compliant	
Key Stage 4 compliant	Y
Post-16 compliant	Y

Budgets			
Year	Available Delegated Resources £	Surplus/Deficit £	Surplus/Deficit %
2018/19	2,597,551	-466,972	-17.98%
2019/20	2,733,965	-793,611	-29.03%
2020/21	2,864,491	-884,457	-30.88%

KEY TO SYMBOLS & TEXT USED IN DATA ABOVE	
Symbol/Text	Definition
*	Relates to fewer than 5 cases
#	Means that a figure greater than or equal to 5 had been treated to prevent disclosure of a small number elsewhere
-	School not open in this academic year or closed in the previous academic year so data could not be collected and validated post exams
n/a	Not applicable, no pupils in the relevant year of study
JH	Junior High School, no year 12 or post 16 pupils



## Post-Primary School Annual Area Profile 2022

DE Ref No	School Name	Status	Council Area
3410008	Ballyclare High School	Controlled	ANTRIM AND NEWTOWNABBEY

Annual Census Information				
Year	Total pupils Y8-Y12	6 <sup>th</sup> Form	Total Enrolment	Pupils in IMU
2018/19	935	280	1215	0
2019/20	940	268	1208	0
2020/21	941	268	1209	0
2021/22	951	294	1245	0
Approved Enrolment Number				1210
Approved Admissions Number				186
Year 8 Pupils 2021/22				196
First Preference Applications 2021/22				219
% FSME				7.71

Educational Achievements				
Year	5+ GCSE A*-C % of year 12 pupils achieving 5+ GCSEs grades A*-C (including equivalents)	5+ GCSE A*-C inc English & Maths % of year 12 pupils achieving 5+ GCSEs grades A*-C (including equivalents) Including English and Maths	3+ A Levels A*-C % of pupils achieving 3+ A Level grades A*-C (including equivalents)	2+ A Levels A*-E % of pupils achieving 2+ A Level grades A*-E (including equivalents)
2018/19	97.8	97.8	81.4	100.0
2019/20	Not available	Not available	Not available	Not available
2020/21	Not available	Not available	Not available	Not available
In formal intervention any period 1 April 2021-31 March 2022				

EF Compliant	
Key Stage 4 compliant	Y
Post-16 compliant	Y

Budgets			
Year	Available Delegated Resources £	Surplus/Deficit £	Surplus/Deficit %
2018/19	4,837,044	-235,078	-4.86%
2019/20	4,875,493	-398,669	-8.18%
2020/21	5,175,496	-176,993	-3.42%

KEY TO SYMBOLS & TEXT USED IN DATA ABOVE	
Symbol/Text	Definition
*	Relates to fewer than 5 cases
#	Means that a figure greater than or equal to 5 had been treated to prevent disclosure of a small number elsewhere
-	School not open in this academic year or closed in the previous academic year so data could not be collected and validated post exams
n/a	Not applicable, no pupils in the relevant year of study
JH	Junior High School, no year 12 or post 16 pupils

## Post-Primary School Annual Area Profile 2022

DE Ref No	School Name	Status	Council Area
3210134	Ballyclare Secondary School	Controlled	ANTRIM AND NEWTOWNABBEY

Annual Census Information				
Year	Total pupils Y8-Y12	6 <sup>th</sup> Form	Total Enrolment	Pupils in IMU
2018/19	921	139	1060	0
2019/20	939	135	1074	0
2020/21	941	158	1099	0
2021/22	936	183	1119	0
Approved Enrolment Number				960
Approved Admissions Number				180
Year 8 Pupils 2021/22				192
First Preference Applications 2021/22				152
% FSME				24.49

Educational Achievements				
Year	5+ GCSE A*-C % of year 12 pupils achieving 5+ GCSEs grades A*-C (including equivalents)	5+ GCSE A*-C inc English & Maths % of year 12 pupils achieving 5+ GCSEs grades A*-C (including equivalents) Including English and Maths	3+ A Levels A*-C % of pupils achieving 3+ A Level grades A*-C (including equivalents)	2+ A Levels A*-E % of pupils achieving 2+ A Level grades A*-E (including equivalents)
2018/19	59.0	43.4	49.2	100.0
2019/20	Not available	Not available	Not available	Not available
2020/21	Not available	Not available	Not available	Not available
In formal intervention any period 1 April 2021-31 March 2022				

EF Compliant	
Key Stage 4 compliant	Y
Post-16 compliant	Y

Budgets			
Year	Available Delegated Resources £	Surplus/Deficit £	Surplus/Deficit %
2018/19	3,793,979	-876,585	-23.10%
2019/20	3,658,538	-1,297,348	-35.46%
2020/21	3,927,263	-1,622,698	-41.32%

KEY TO SYMBOLS & TEXT USED IN DATA ABOVE	
Symbol/Text	Definition
*	Relates to fewer than 5 cases
#	Means that a figure greater than or equal to 5 had been treated to prevent disclosure of a small number elsewhere
-	School not open in this academic year or closed in the previous academic year so data could not be collected and validated post exams
n/a	Not applicable, no pupils in the relevant year of study
JH	Junior High School, no year 12 or post 16 pupils

## Post-Primary School Annual Area Profile 2022

DE Ref No	School Name	Status	Council Area
3420077	Belfast High School	Voluntary	ANTRIM AND NEWTOWNABBEY

Annual Census Information				
Year	Total pupils Y8-Y12	6 <sup>th</sup> Form	Total Enrolment	Pupils in IMU
2018/19	697	217	914	0
2019/20	703	232	935	0
2020/21	708	239	947	0
2021/22	715	234	949	0
Approved Enrolment Number				930
Approved Admissions Number				136
Year 8 Pupils 2021/22				145
First Preference Applications 2021/22				263
% FSME				7.9

Educational Achievements				
Year	5+ GCSE A*-C % of year 12 pupils achieving 5+ GCSEs grades A*-C (including equivalents)	5+ GCSE A*-C inc English & Maths % of year 12 pupils achieving 5+ GCSEs grades A*-C (including equivalents) Including English and Maths	3+ A Levels A*-C % of pupils achieving 3+ A Level grades A*-C (including equivalents)	2+ A Levels A*-E % of pupils achieving 2+ A Level grades A*-E (including equivalents)
2018/19	95.7	95.7	78.0	100.0
2019/20	Not available	Not available	Not available	Not available
2020/21	Not available	Not available	Not available	Not available
In formal intervention any period 1 April 2021-31 March 2022				

EF Compliant	
Key Stage 4 compliant	Y
Post-16 compliant	Y

Budgets			
Year	Available Delegated Resources £	Surplus/Deficit £	Surplus/Deficit %
2018/19			
2019/20			
2020/21			

KEY TO SYMBOLS & TEXT USED IN DATA ABOVE	
Symbol/Text	Definition
*	Relates to fewer than 5 cases
#	Means that a figure greater than or equal to 5 had been treated to prevent disclosure of a small number elsewhere
-	School not open in this academic year or closed in the previous academic year so data could not be collected and validated post exams
n/a	Not applicable, no pupils in the relevant year of study
JH	Junior High School, no year 12 or post 16 pupils

## Post-Primary School Annual Area Profile 2022

DE Ref No	School Name	Status	Council Area
3250149	Crumlin Integrated College	Controlled Integrated	ANTRIM AND NEWTOWNABBEY

Annual Census Information				
Year	Total pupils Y8-Y12	6 <sup>th</sup> Form	Total Enrolment	Pupils in IMU
2018/19	155	0	155	0
2019/20	160	0	160	0
2020/21	172	0	172	0
2021/22	200	0	200	0
Approved Enrolment Number				400
Approved Admissions Number				75
Year 8 Pupils 2021/22				49
First Preference Applications 2021/22				35
% FSME				37.5

Educational Achievements				
Year	5+ GCSE A*-C % of year 12 pupils achieving 5+ GCSEs grades A*-C (including equivalents)	5+ GCSE A*-C inc English & Maths % of year 12 pupils achieving 5+ GCSEs grades A*-C (including equivalents) Including English and Maths	3+ A Levels A*-C % of pupils achieving 3+ A Level grades A*-C (including equivalents)	2+ A Levels A*-E % of pupils achieving 2+ A Level grades A*-E (including equivalents)
2018/19	27.3	*	n/a	n/a
2019/20	Not available	Not available	Not available	Not available
2020/21	Not available	Not available	Not available	Not available
In formal intervention any period 1 April 2021-31 March 2022				

EF Compliant	
Key Stage 4 compliant	Y
Post-16 compliant	No Sixth Form

Budgets			
Year	Available Delegated Resources £	Surplus/Deficit £	Surplus/Deficit %
2018/19	-999,120	-2,044,886	-204.67%
2019/20	-1,164,734	-2,262,714	-194.27%
2020/21	-1,217,361	-2,466,229	-202.59%

KEY TO SYMBOLS & TEXT USED IN DATA ABOVE	
Symbol/Text	Definition
*	Relates to fewer than 5 cases
#	Means that a figure greater than or equal to 5 had been treated to prevent disclosure of a small number elsewhere
-	School not open in this academic year or closed in the previous academic year so data could not be collected and validated post exams
n/a	Not applicable, no pupils in the relevant year of study
JH	Junior High School, no year 12 or post 16 pupils

## Post-Primary School Annual Area Profile 2022

DE Ref No	School Name	Status	Council Area
3230203	Edmund Rice College	Catholic Maintained	ANTRIM AND NEWTOWNABBEY

Annual Census Information				
Year	Total pupils Y8-Y12	6 <sup>th</sup> Form	Total Enrolment	Pupils in IMU
2018/19	545	118	663	0
2019/20	586	114	700	0
2020/21	605	124	729	0
2021/22	644	114	758	0
Approved Enrolment Number				710
Approved Admissions Number				115
Year 8 Pupils 2021/22				129
First Preference Applications 2021/22				98
% FSME				36.81

Educational Achievements				
Year	5+ GCSE A*-C % of year 12 pupils achieving 5+ GCSEs grades A*-C (including equivalents)	5+ GCSE A*-C inc English & Maths % of year 12 pupils achieving 5+ GCSEs grades A*-C (including equivalents) Including English and Maths	3+ A Levels A*-C % of pupils achieving 3+ A Level grades A*-C (including equivalents)	2+ A Levels A*-E % of pupils achieving 2+ A Level grades A*-E (including equivalents)
2018/19	87.2	39.5	72.2	100.0
2019/20	Not available	Not available	Not available	Not available
2020/21	Not available	Not available	Not available	Not available
In formal intervention any period 1 April 2021-31 March 2022				

EF Compliant	
Key Stage 4 compliant	Y
Post-16 compliant	Y

Budgets			
Year	Available Delegated Resources £	Surplus/Deficit £	Surplus/Deficit %
2018/19	2,743,974	-158,474	-5.78%
2019/20	3,002,045	-182,548	-6.08%
2020/21	3,424,497	-88,100	-2.57%

KEY TO SYMBOLS & TEXT USED IN DATA ABOVE	
Symbol/Text	Definition
*	Relates to fewer than 5 cases
#	Means that a figure greater than or equal to 5 had been treated to prevent disclosure of a small number elsewhere
-	School not open in this academic year or closed in the previous academic year so data could not be collected and validated post exams
n/a	Not applicable, no pupils in the relevant year of study
JH	Junior High School, no year 12 or post 16 pupils

## Post-Primary School Annual Area Profile 2022

DE Ref No	School Name	Status	Council Area
3210202	Glengormley High School	Controlled	ANTRIM AND NEWTOWNABBEY

Annual Census Information				
Year	Total pupils Y8-Y12	6 <sup>th</sup> Form	Total Enrolment	Pupils in IMU
2018/19	557	108	665	0
2019/20	561	135	696	0
2020/21	639	109	748	0
2021/22	744	82	826	0
Approved Enrolment Number				1250
Approved Admissions Number				210
Year 8 Pupils 2021/22				204
First Preference Applications 2021/22				96
% FSME				39.95

Educational Achievements				
Year	5+ GCSE A*-C % of year 12 pupils achieving 5+ GCSEs grades A*-C (including equivalents)	5+ GCSE A*-C inc English & Maths % of year 12 pupils achieving 5+ GCSEs grades A*-C (including equivalents) Including English and Maths	3+ A Levels A*-C % of pupils achieving 3+ A Level grades A*-C (including equivalents)	2+ A Levels A*-E % of pupils achieving 2+ A Level grades A*-E (including equivalents)
2018/19	74.1	50.0	*	90.5
2019/20	Not available	Not available	Not available	Not available
2020/21	Not available	Not available	Not available	Not available
In formal intervention any period 1 April 2021-31 March 2022				

EF Compliant	
Key Stage 4 compliant	Y
Post-16 compliant	N

Budgets			
Year	Available Delegated Resources £	Surplus/Deficit £	Surplus/Deficit %
2018/19	2,651,436	-906,139	-34.18%
2019/20	2,200,919	-1,327,475	-60.31%
2020/21	2,246,129	-1,601,837	-71.32%

KEY TO SYMBOLS & TEXT USED IN DATA ABOVE	
Symbol/Text	Definition
*	Relates to fewer than 5 cases
#	Means that a figure greater than or equal to 5 had been treated to prevent disclosure of a small number elsewhere
-	School not open in this academic year or closed in the previous academic year so data could not be collected and validated post exams
n/a	Not applicable, no pupils in the relevant year of study
JH	Junior High School, no year 12 or post 16 pupils

## Post-Primary School Annual Area Profile 2022

DE Ref No	School Name	Status	Council Area
3250207	Parkhall Integrated College	Controlled Integrated	ANTRIM AND NEWTOWNABBEY

Annual Census Information				
Year	Total pupils Y8-Y12	6 <sup>th</sup> Form	Total Enrolment	Pupils in IMU
2018/19	723	81	804	0
2019/20	799	82	881	0
2020/21	841	114	955	0
2021/22	876	130	1006	0
Approved Enrolment Number				865
Approved Admissions Number				150
Year 8 Pupils 2021/22				177
First Preference Applications 2021/22				135
% FSME				32.21

Educational Achievements				
Year	5+ GCSE A*-C % of year 12 pupils achieving 5+ GCSEs grades A*-C (including equivalents)	5+ GCSE A*-C inc English & Maths % of year 12 pupils achieving 5+ GCSEs grades A*-C (including equivalents) Including English and Maths	3+ A Levels A*-C % of pupils achieving 3+ A Level grades A*-C (including equivalents)	2+ A Levels A*-E % of pupils achieving 2+ A Level grades A*-E (including equivalents)
2018/19	77.7	41.1	32.5	75.0
2019/20	Not available	Not available	Not available	Not available
2020/21	Not available	Not available	Not available	Not available
In formal intervention any period 1 April 2021-31 March 2022				

EF Compliant	
Key Stage 4 compliant	Y
Post-16 compliant	N

Budgets			
Year	Available Delegated Resources £	Surplus/Deficit £	Surplus/Deficit %
2018/19	2,599,116	-962,181	-37.02%
2019/20	2,836,805	-1,131,280	-39.88%
2020/21	3,378,326	-1,042,712	-30.86%

KEY TO SYMBOLS & TEXT USED IN DATA ABOVE	
Symbol/Text	Definition
*	Relates to fewer than 5 cases
#	Means that a figure greater than or equal to 5 had been treated to prevent disclosure of a small number elsewhere
-	School not open in this academic year or closed in the previous academic year so data could not be collected and validated post exams
n/a	Not applicable, no pupils in the relevant year of study
JH	Junior High School, no year 12 or post 16 pupils

## Post-Primary School Annual Area Profile 2022

DE Ref No	School Name	Status	Council Area
3230308	St Benedict's College	Catholic Maintained	ANTRIM AND NEWTOWNABBEY

Annual Census Information				
Year	Total pupils Y8-Y12	6 <sup>th</sup> Form	Total Enrolment	Pupils in IMU
2018/19	380	0	380	0
2019/20	358	0	358	0
2020/21	381	0	381	0
2021/22	368	0	368	0
Approved Enrolment Number				500
Approved Admissions Number				100
Year 8 Pupils 2021/22				65
First Preference Applications 2021/22				44
% FSME				34.78

Educational Achievements				
Year	5+ GCSE A*-C % of year 12 pupils achieving 5+ GCSEs grades A*-C (including equivalents)	5+ GCSE A*-C inc English & Maths % of year 12 pupils achieving 5+ GCSEs grades A*-C (including equivalents) Including English and Maths	3+ A Levels A*-C % of pupils achieving 3+ A Level grades A*-C (including equivalents)	2+ A Levels A*-E % of pupils achieving 2+ A Level grades A*-E (including equivalents)
2018/19	68.0	58.7	n/a	n/a
2019/20	Not available	Not available	Not available	Not available
2020/21	Not available	Not available	Not available	Not available
In formal intervention any period 1 April 2021-31 March 2022				

EF Compliant	
Key Stage 4 compliant	Y
Post-16 compliant	No Sixth Form

Budgets			
Year	Available Delegated Resources £	Surplus/Deficit £	Surplus/Deficit %
2018/19	1,563,416	-264,007	-16.89%
2019/20	1,515,120	-188,142	-12.42%
2020/21	1,748,291	-114,687	-6.56%

KEY TO SYMBOLS & TEXT USED IN DATA ABOVE	
Symbol/Text	Definition
*	Relates to fewer than 5 cases
#	Means that a figure greater than or equal to 5 had been treated to prevent disclosure of a small number elsewhere
-	School not open in this academic year or closed in the previous academic year so data could not be collected and validated post exams
n/a	Not applicable, no pupils in the relevant year of study
JH	Junior High School, no year 12 or post 16 pupils



**Ards and North Down  
District Council**

## SUMMARY DATA FOR POST-PRIMARY SCHOOLS IN THE ARDS AND NORTH DOWN DISTRICT COUNCIL AREA

Management Type	Total – Enrolments	Numbers of Schools	Total Approved Enrolment
Controlled	5,781	6	5,570
Voluntary	1,983	2	1,940
Catholic Maintained	958	2	1,260
Controlled Integrated	706	1	600
Grant Maintained Integrated	836	1	760

### Available School Places

In post-primary schools there has been a decrease of 36 available places compared to the corresponding figure in the 2021 Annual Area Profiles.

### School Finance and Enrolment

The chart overleaf summarises the financial position of the schools in the council area between 2018/19 and 2020/21. The Authority does not retain information for voluntary grammar and grant maintained schools and these are shown under the “no budgetary information” category.

The chart overleaf also summarises the enrolment history of the schools between 2018/19 and 2021/22.

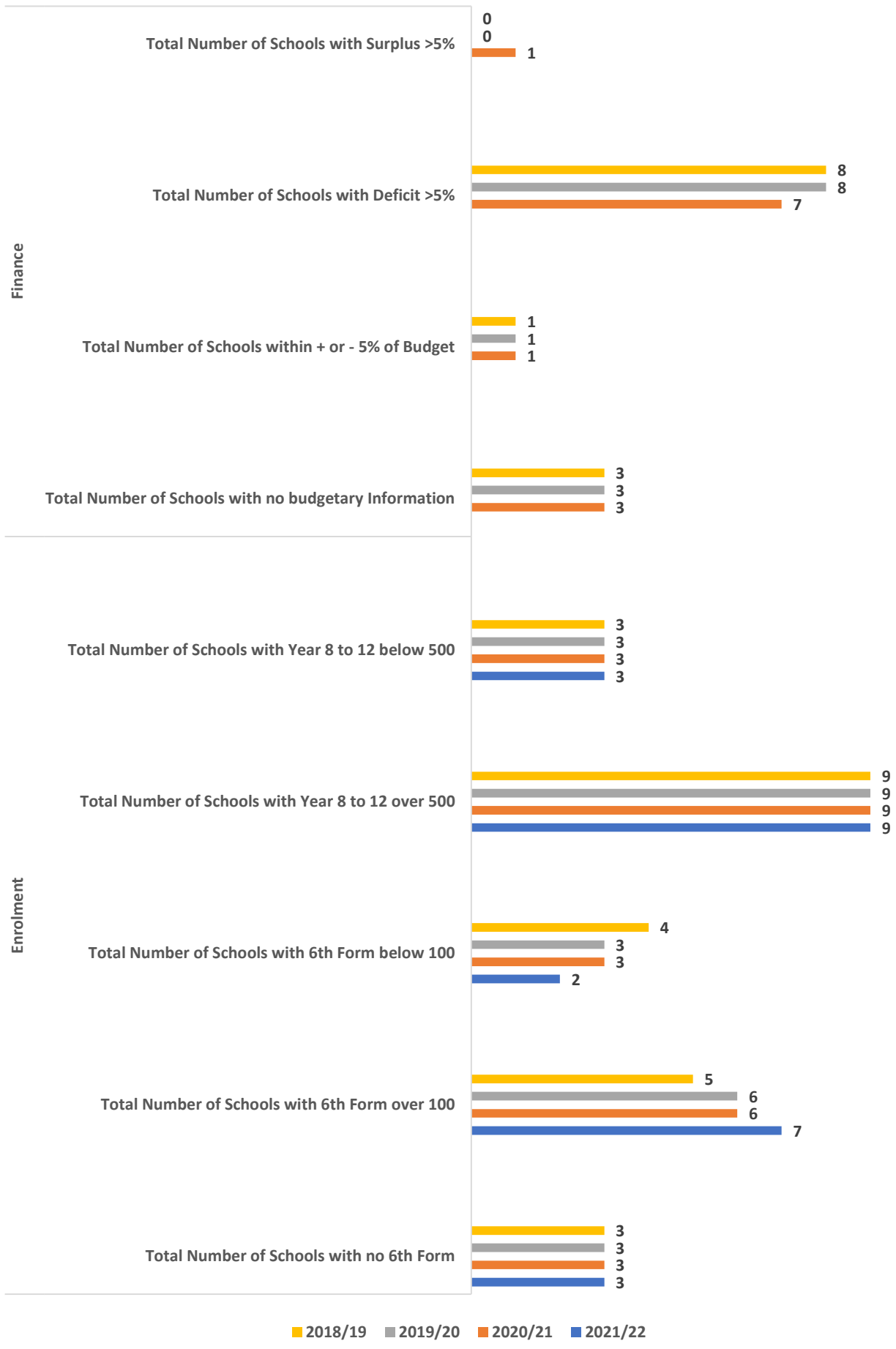
This data is assessed against the sustainable schools criteria:

- In 2021/22 there were 3 schools with a year 8 to 12 enrolment below 500.
- In 2021/22 there were 2 schools with a 6<sup>th</sup> form below 100.
- The number of schools with a deficit greater than 5% decreased in 2020/21 compared to previous years.

### Compliance with the Entitlement Framework Requirements (Post-Primary Schools)

In 2021/22 there were a total of 12 schools that complied with the KS4 component of the EF which was an increase in the number of schools when compared to 2020/21. In addition 8 schools in 2021/22 were compliant with the post-16 component which was the same number of schools as 2020/21.

# Ards and North Down Borough Council Area Finance and Enrolment Summary



■ 2018/19   
 ■ 2019/20   
 ■ 2020/21   
 ■ 2021/22

## Post-Primary School Annual Area Profile 2022

DE Ref No	School Name	Status	Council Area
4210296	Bangor Academy and 6th Form College	Controlled	ARDS AND NORTH DOWN

Annual Census Information				
Year	Total pupils Y8-Y12	6 <sup>th</sup> Form	Total Enrolment	Pupils in IMU
2018/19	1277	350	1627	0
2019/20	1321	289	1610	0
2020/21	1378	307	1685	0
2021/22	1422	381	1803	0
Approved Enrolment Number				1420
Approved Admissions Number				262
Year 8 Pupils 2021/22				294
First Preference Applications 2021/22				218
% FSME				28.62

Educational Achievements				
Year	5+ GCSE A*-C % of year 12 pupils achieving 5+ GCSEs grades A*-C (including equivalents)	5+ GCSE A*-C inc English & Maths % of year 12 pupils achieving 5+ GCSEs grades A*-C (including equivalents) Including English and Maths	3+ A Levels A*-C % of pupils achieving 3+ A Level grades A*-C (including equivalents)	2+ A Levels A*-E % of pupils achieving 2+ A Level grades A*-E (including equivalents)
2018/19	68.3	38.3	58.1	97.7
2019/20	Not available	Not available	Not available	Not available
2020/21	Not available	Not available	Not available	Not available
In formal intervention any period 1 April 2021-31 March 2022				

EF Compliant	
Key Stage 4 compliant	Y
Post-16 compliant	Y

Budgets			
Year	Available Delegated Resources £	Surplus/Deficit £	Surplus/Deficit %
2018/19	6,208,661	-628,129	-10.12%
2019/20	6,571,502	-664,714	-10.12%
2020/21	7,304,278	-658,284	-9.01%

KEY TO SYMBOLS & TEXT USED IN DATA ABOVE	
Symbol/Text	Definition
*	Relates to fewer than 5 cases
#	Means that a figure greater than or equal to 5 had been treated to prevent disclosure of a small number elsewhere
-	School not open in this academic year or closed in the previous academic year so data could not be collected and validated post exams
n/a	Not applicable, no pupils in the relevant year of study
JH	Junior High School, no year 12 or post 16 pupils

## Post-Primary School Annual Area Profile 2022

DE Ref No	School Name	Status	Council Area
4420015	Bangor Grammar School	Voluntary	ARDS AND NORTH DOWN

Annual Census Information				
Year	Total pupils Y8-Y12	6 <sup>th</sup> Form	Total Enrolment	Pupils in IMU
2018/19	663	220	883	0
2019/20	665	224	889	0
2020/21	675	224	899	0
2021/22	700	214	914	0
Approved Enrolment Number				880
Approved Admissions Number				135
Year 8 Pupils 2021/22				158
First Preference Applications 2021/22				184
% FSME				9.96

Educational Achievements				
Year	5+ GCSE A*-C % of year 12 pupils achieving 5+ GCSEs grades A*-C (including equivalents)	5+ GCSE A*-C inc English & Maths % of year 12 pupils achieving 5+ GCSEs grades A*-C (including equivalents) Including English and Maths	3+ A Levels A*-C % of pupils achieving 3+ A Level grades A*-C (including equivalents)	2+ A Levels A*-E % of pupils achieving 2+ A Level grades A*-E (including equivalents)
2018/19	99.2	98.4	67.0	99.0
2019/20	Not available	Not available	Not available	Not available
2020/21	Not available	Not available	Not available	Not available
In formal intervention any period 1 April 2021-31 March 2022				

EF Compliant	
Key Stage 4 compliant	Y
Post-16 compliant	Y

Budgets			
Year	Available Delegated Resources £	Surplus/Deficit £	Surplus/Deficit %
2018/19			
2019/20			
2020/21			

KEY TO SYMBOLS & TEXT USED IN DATA ABOVE	
Symbol/Text	Definition
*	Relates to fewer than 5 cases
#	Means that a figure greater than or equal to 5 had been treated to prevent disclosure of a small number elsewhere
-	School not open in this academic year or closed in the previous academic year so data could not be collected and validated post exams
n/a	Not applicable, no pupils in the relevant year of study
JH	Junior High School, no year 12 or post 16 pupils

## Post-Primary School Annual Area Profile 2022

DE Ref No	School Name	Status	Council Area
4210046	Glastry College	Controlled	ARDS AND NORTH DOWN

Annual Census Information				
Year	Total pupils Y8-Y12	6 <sup>th</sup> Form	Total Enrolment	Pupils in IMU
2018/19	530	66	596	0
2019/20	552	60	612	0
2020/21	545	75	620	0
2021/22	529	92	621	0
Approved Enrolment Number				600
Approved Admissions Number				116
Year 8 Pupils 2021/22				103
First Preference Applications 2021/22				65
% FSME				32.69

Educational Achievements				
Year	5+ GCSE A*-C % of year 12 pupils achieving 5+ GCSEs grades A*-C (including equivalents)	5+ GCSE A*-C inc English & Maths % of year 12 pupils achieving 5+ GCSEs grades A*-C (including equivalents) Including English and Maths	3+ A Levels A*-C % of pupils achieving 3+ A Level grades A*-C (including equivalents)	2+ A Levels A*-E % of pupils achieving 2+ A Level grades A*-E (including equivalents)
2018/19	58.3	33.3	44.4	100.0
2019/20	Not available	Not available	Not available	Not available
2020/21	Not available	Not available	Not available	Not available
In formal intervention any period 1 April 2021-31 March 2022				

EF Compliant	
Key Stage 4 compliant	Y
Post-16 compliant	N

Budgets			
Year	Available Delegated Resources £	Surplus/Deficit £	Surplus/Deficit %
2018/19	2,690,453	-139,047	-5.17%
2019/20	2,463,926	-466,911	-18.95%
2020/21	2,478,504	-544,036	-21.95%

KEY TO SYMBOLS & TEXT USED IN DATA ABOVE	
Symbol/Text	Definition
*	Relates to fewer than 5 cases
#	Means that a figure greater than or equal to 5 had been treated to prevent disclosure of a small number elsewhere
-	School not open in this academic year or closed in the previous academic year so data could not be collected and validated post exams
n/a	Not applicable, no pupils in the relevant year of study
JH	Junior High School, no year 12 or post 16 pupils

## Post-Primary School Annual Area Profile 2022

DE Ref No	School Name	Status	Council Area
4410097	Glenlola Collegiate	Controlled	ARDS AND NORTH DOWN

Annual Census Information				
Year	Total pupils Y8-Y12	6 <sup>th</sup> Form	Total Enrolment	Pupils in IMU
2018/19	769	236	1005	0
2019/20	763	239	1002	0
2020/21	771	250	1021	0
2021/22	787	228	1015	0
Approved Enrolment Number				1100
Approved Admissions Number				157
Year 8 Pupils 2021/22				166
First Preference Applications 2021/22				171
% FSME				14.29

Educational Achievements				
Year	5+ GCSE A*-C % of year 12 pupils achieving 5+ GCSEs grades A*-C (including equivalents)	5+ GCSE A*-C inc English & Maths % of year 12 pupils achieving 5+ GCSEs grades A*-C (including equivalents) Including English and Maths	3+ A Levels A*-C % of pupils achieving 3+ A Level grades A*-C (including equivalents)	2+ A Levels A*-E % of pupils achieving 2+ A Level grades A*-E (including equivalents)
2018/19	97.3	93.2	76.9	99.0
2019/20	Not available	Not available	Not available	Not available
2020/21	Not available	Not available	Not available	Not available
In formal intervention any period 1 April 2021-31 March 2022				

EF Compliant	
Key Stage 4 compliant	Y
Post-16 compliant	Y

Budgets			
Year	Available Delegated Resources £	Surplus/Deficit £	Surplus/Deficit %
2018/19	4,140,887	-277,739	-6.71%
2019/20	4,021,783	-476,632	-11.85%
2020/21	4,228,479	-661,467	-15.64%

KEY TO SYMBOLS & TEXT USED IN DATA ABOVE	
Symbol/Text	Definition
*	Relates to fewer than 5 cases
#	Means that a figure greater than or equal to 5 had been treated to prevent disclosure of a small number elsewhere
-	School not open in this academic year or closed in the previous academic year so data could not be collected and validated post exams
n/a	Not applicable, no pupils in the relevant year of study
JH	Junior High School, no year 12 or post 16 pupils

## Post-Primary School Annual Area Profile 2022

DE Ref No	School Name	Status	Council Area
4210012	Movilla High School	Controlled	ARDS AND NORTH DOWN

Annual Census Information				
Year	Total pupils Y8-Y12	6 <sup>th</sup> Form	Total Enrolment	Pupils in IMU
2018/19	194	0	194	0
2019/20	276	0	276	0
2020/21	352	0	352	0
2021/22	402	0	402	0
Approved Enrolment Number				600
Approved Admissions Number				120
Year 8 Pupils 2021/22				94
First Preference Applications 2021/22				52
% FSME				47.76

Educational Achievements				
Year	5+ GCSE A*-C % of year 12 pupils achieving 5+ GCSEs grades A*-C (including equivalents)	5+ GCSE A*-C inc English & Maths % of year 12 pupils achieving 5+ GCSEs grades A*-C (including equivalents) Including English and Maths	3+ A Levels A*-C % of pupils achieving 3+ A Level grades A*-C (including equivalents)	2+ A Levels A*-E % of pupils achieving 2+ A Level grades A*-E (including equivalents)
2018/19	100.0	30.8	n/a	n/a
2019/20	Not available	Not available	Not available	Not available
2020/21	Not available	Not available	Not available	Not available
In formal intervention any period 1 April 2021-31 March 2022				Y

EF Compliant	
Key Stage 4 compliant	Y
Post-16 compliant	No Sixth Form

Budgets			
Year	Available Delegated Resources £	Surplus/Deficit £	Surplus/Deficit %
2018/19	567,641	-841,204	-148.19%
2019/20	457,364	-1,098,997	-240.29%
2020/21	645,550	-1,109,337	-171.84%

KEY TO SYMBOLS & TEXT USED IN DATA ABOVE	
Symbol/Text	Definition
*	Relates to fewer than 5 cases
#	Means that a figure greater than or equal to 5 had been treated to prevent disclosure of a small number elsewhere
-	School not open in this academic year or closed in the previous academic year so data could not be collected and validated post exams
n/a	Not applicable, no pupils in the relevant year of study
JH	Junior High School, no year 12 or post 16 pupils



## Post-Primary School Annual Area Profile 2022

DE Ref No	School Name	Status	Council Area
4210045	Nendrum College	Controlled	ARDS AND NORTH DOWN

Annual Census Information				
Year	Total pupils Y8-Y12	6 <sup>th</sup> Form	Total Enrolment	Pupils in IMU
2018/19	421	0	421	0
2019/20	426	0	426	0
2020/21	445	0	445	0
2021/22	443	0	443	0
Approved Enrolment Number				400
Approved Admissions Number				80
Year 8 Pupils 2021/22				80
First Preference Applications 2021/22				77
% FSME				36.12

Educational Achievements				
Year	5+ GCSE A*-C % of year 12 pupils achieving 5+ GCSEs grades A*-C (including equivalents)	5+ GCSE A*-C inc English & Maths % of year 12 pupils achieving 5+ GCSEs grades A*-C (including equivalents) Including English and Maths	3+ A Levels A*-C % of pupils achieving 3+ A Level grades A*-C (including equivalents)	2+ A Levels A*-E % of pupils achieving 2+ A Level grades A*-E (including equivalents)
2018/19	90.0	56.3	n/a	n/a
2019/20	Not available	Not available	Not available	Not available
2020/21	Not available	Not available	Not available	Not available
In formal intervention any period 1 April 2021-31 March 2022				

EF Compliant	
Key Stage 4 compliant	Y
Post-16 compliant	No Sixth Form

Budgets			
Year	Available Delegated Resources £	Surplus/Deficit £	Surplus/Deficit %
2018/19	1,857,869	-47,656	-2.57%
2019/20	1,871,434	-195,677	-10.46%
2020/21	2,025,387	-169,591	-8.37%

KEY TO SYMBOLS & TEXT USED IN DATA ABOVE	
Symbol/Text	Definition
*	Relates to fewer than 5 cases
#	Means that a figure greater than or equal to 5 had been treated to prevent disclosure of a small number elsewhere
-	School not open in this academic year or closed in the previous academic year so data could not be collected and validated post exams
n/a	Not applicable, no pupils in the relevant year of study
JH	Junior High School, no year 12 or post 16 pupils

## Post-Primary School Annual Area Profile 2022

DE Ref No	School Name	Status	Council Area
4250024	Priory College	Controlled Integrated	ARDS AND NORTH DOWN

Annual Census Information				
Year	Total pupils Y8-Y12	6 <sup>th</sup> Form	Total Enrolment	Pupils in IMU
2018/19	587	68	655	0
2019/20	617	82	699	0
2020/21	614	84	698	0
2021/22	627	79	706	0
Approved Enrolment Number				600
Approved Admissions Number				100
Year 8 Pupils 2021/22				118
First Preference Applications 2021/22				78
% FSME				36.97

Educational Achievements				
Year	5+ GCSE A*-C % of year 12 pupils achieving 5+ GCSEs grades A*-C (including equivalents)	5+ GCSE A*-C inc English & Maths % of year 12 pupils achieving 5+ GCSEs grades A*-C (including equivalents) Including English and Maths	3+ A Levels A*-C % of pupils achieving 3+ A Level grades A*-C (including equivalents)	2+ A Levels A*-E % of pupils achieving 2+ A Level grades A*-E (including equivalents)
2018/19	91.1	57.8	42.1	100.0
2019/20	Not available	Not available	Not available	Not available
2020/21	Not available	Not available	Not available	Not available
In formal intervention any period 1 April 2021-31 March 2022				

EF Compliant	
Key Stage 4 compliant	Y
Post-16 compliant	Y

Budgets			
Year	Available Delegated Resources £	Surplus/Deficit £	Surplus/Deficit %
2018/19	2,543,624	-214,539	-8.43%
2019/20	2,817,017	-3,745	-0.13%
2020/21	3,409,209	238,437	6.99%

KEY TO SYMBOLS & TEXT USED IN DATA ABOVE	
Symbol/Text	Definition
*	Relates to fewer than 5 cases
#	Means that a figure greater than or equal to 5 had been treated to prevent disclosure of a small number elsewhere
-	School not open in this academic year or closed in the previous academic year so data could not be collected and validated post exams
n/a	Not applicable, no pupils in the relevant year of study
JH	Junior High School, no year 12 or post 16 pupils

## Post-Primary School Annual Area Profile 2022

DE Ref No	School Name	Status	Council Area
4410063	Regent House School	Controlled	ARDS AND NORTH DOWN

Annual Census Information				
Year	Total pupils Y8-Y12	6 <sup>th</sup> Form	Total Enrolment	Pupils in IMU
2018/19	1065	338	1403	0
2019/20	1104	364	1468	0
2020/21	1139	371	1510	0
2021/22	1131	366	1497	0
Approved Enrolment Number				1450
Approved Admissions Number				210
Year 8 Pupils 2021/22				216
First Preference Applications 2021/22				272
% FSME				12.36

Educational Achievements				
Year	5+ GCSE A*-C % of year 12 pupils achieving 5+ GCSEs grades A*-C (including equivalents)	5+ GCSE A*-C inc English & Maths % of year 12 pupils achieving 5+ GCSEs grades A*-C (including equivalents) Including English and Maths	3+ A Levels A*-C % of pupils achieving 3+ A Level grades A*-C (including equivalents)	2+ A Levels A*-E % of pupils achieving 2+ A Level grades A*-E (including equivalents)
2018/19	99.0	98.5	93.4	100.0
2019/20	Not available	Not available	Not available	Not available
2020/21	Not available	Not available	Not available	Not available
In formal intervention any period 1 April 2021-31 March 2022				

EF Compliant	
Key Stage 4 compliant	Y
Post-16 compliant	Y

Budgets			
Year	Available Delegated Resources £	Surplus/Deficit £	Surplus/Deficit %
2018/19	5,625,366	-319,293	-5.68%
2019/20	5,792,273	-494,574	-8.54%
2020/21	6,464,604	-15,620	-0.24%

KEY TO SYMBOLS & TEXT USED IN DATA ABOVE	
Symbol/Text	Definition
*	Relates to fewer than 5 cases
#	Means that a figure greater than or equal to 5 had been treated to prevent disclosure of a small number elsewhere
-	School not open in this academic year or closed in the previous academic year so data could not be collected and validated post exams
n/a	Not applicable, no pupils in the relevant year of study
JH	Junior High School, no year 12 or post 16 pupils

## Post-Primary School Annual Area Profile 2022

DE Ref No	School Name	Status	Council Area
4230107	St Columbanus' College	Catholic Maintained	ARDS AND NORTH DOWN

Annual Census Information				
Year	Total pupils Y8-Y12	6 <sup>th</sup> Form	Total Enrolment	Pupils in IMU
2018/19	611	91	702	0
2019/20	653	106	759	0
2020/21	666	119	785	0
2021/22	679	131	810	0
Approved Enrolment Number				740
Approved Admissions Number				130
Year 8 Pupils 2021/22				144
First Preference Applications 2021/22				120
% FSME				31.98

Educational Achievements				
Year	5+ GCSE A*-C % of year 12 pupils achieving 5+ GCSEs grades A*-C (including equivalents)	5+ GCSE A*-C inc English & Maths % of year 12 pupils achieving 5+ GCSEs grades A*-C (including equivalents) Including English and Maths	3+ A Levels A*-C % of pupils achieving 3+ A Level grades A*-C (including equivalents)	2+ A Levels A*-E % of pupils achieving 2+ A Level grades A*-E (including equivalents)
2018/19	88.6	62.5	51.5	100.0
2019/20	Not available	Not available	Not available	Not available
2020/21	Not available	Not available	Not available	Not available
In formal intervention any period 1 April 2021-31 March 2022				

EF Compliant	
Key Stage 4 compliant	Y
Post-16 compliant	Y

Budgets			
Year	Available Delegated Resources £	Surplus/Deficit £	Surplus/Deficit %
2018/19	2,667,883	-303,620	-11.38%
2019/20	2,876,413	-375,175	-13.04%
2020/21	3,338,286	-272,544	-8.16%

KEY TO SYMBOLS & TEXT USED IN DATA ABOVE	
Symbol/Text	Definition
*	Relates to fewer than 5 cases
#	Means that a figure greater than or equal to 5 had been treated to prevent disclosure of a small number elsewhere
-	School not open in this academic year or closed in the previous academic year so data could not be collected and validated post exams
n/a	Not applicable, no pupils in the relevant year of study
JH	Junior High School, no year 12 or post 16 pupils

## Post-Primary School Annual Area Profile 2022

DE Ref No	School Name	Status	Council Area
4230067	St Columba's College	Catholic Maintained	ARDS AND NORTH DOWN

Annual Census Information				
Year	Total pupils Y8-Y12	6 <sup>th</sup> Form	Total Enrolment	Pupils in IMU
2018/19	167	0	167	0
2019/20	160	0	160	0
2020/21	142	0	142	0
2021/22	148	0	148	0
Approved Enrolment Number				520
Approved Admissions Number				104
Year 8 Pupils 2021/22				33
First Preference Applications 2021/22				20
% FSME				39.19

Educational Achievements				
Year	5+ GCSE A*-C % of year 12 pupils achieving 5+ GCSEs grades A*-C (including equivalents)	5+ GCSE A*-C inc English & Maths % of year 12 pupils achieving 5+ GCSEs grades A*-C (including equivalents) Including English and Maths	3+ A Levels A*-C % of pupils achieving 3+ A Level grades A*-C (including equivalents)	2+ A Levels A*-E % of pupils achieving 2+ A Level grades A*-E (including equivalents)
2018/19	97.0	63.6	n/a	n/a
2019/20	Not available	Not available	Not available	Not available
2020/21	Not available	Not available	Not available	Not available
In formal intervention any period 1 April 2021-31 March 2022				

EF Compliant	
Key Stage 4 compliant	Y
Post-16 compliant	No Sixth Form

Budgets			
Year	Available Delegated Resources £	Surplus/Deficit £	Surplus/Deficit %
2018/19	150,001	-800,303	-533.53%
2019/20	126,386	-981,155	-776.32%
2020/21	7,785	-1,071,583	-13764.71%

KEY TO SYMBOLS & TEXT USED IN DATA ABOVE	
Symbol/Text	Definition
*	Relates to fewer than 5 cases
#	Means that a figure greater than or equal to 5 had been treated to prevent disclosure of a small number elsewhere
-	School not open in this academic year or closed in the previous academic year so data could not be collected and validated post exams
n/a	Not applicable, no pupils in the relevant year of study
JH	Junior High School, no year 12 or post 16 pupils

## Post-Primary School Annual Area Profile 2022

DE Ref No	School Name	Status	Council Area
4260295	Strangford Integrated College	GMI	ARDS AND NORTH DOWN

Annual Census Information				
Year	Total pupils Y8-Y12	6 <sup>th</sup> Form	Total Enrolment	Pupils in IMU
2018/19	614	90	704	0
2019/20	674	64	738	0
2020/21	701	95	796	0
2021/22	699	137	836	0
Approved Enrolment Number				760
Approved Admissions Number				130
Year 8 Pupils 2021/22				138
First Preference Applications 2021/22				159
% FSME				29.31

Educational Achievements				
Year	5+ GCSE A*-C % of year 12 pupils achieving 5+ GCSEs grades A*-C (including equivalents)	5+ GCSE A*-C inc English & Maths % of year 12 pupils achieving 5+ GCSEs grades A*-C (including equivalents) Including English and Maths	3+ A Levels A*-C % of pupils achieving 3+ A Level grades A*-C (including equivalents)	2+ A Levels A*-E % of pupils achieving 2+ A Level grades A*-E (including equivalents)
2018/19	89.3	50.0	58.5	97.6
2019/20	Not available	Not available	Not available	Not available
2020/21	Not available	Not available	Not available	Not available
In formal intervention any period 1 April 2021-31 March 2022				

EF Compliant	
Key Stage 4 compliant	Y
Post-16 compliant	Y

Budgets			
Year	Available Delegated Resources £	Surplus/Deficit £	Surplus/Deficit %
2018/19			
2019/20			
2020/21			

KEY TO SYMBOLS & TEXT USED IN DATA ABOVE	
Symbol/Text	Definition
*	Relates to fewer than 5 cases
#	Means that a figure greater than or equal to 5 had been treated to prevent disclosure of a small number elsewhere
-	School not open in this academic year or closed in the previous academic year so data could not be collected and validated post exams
n/a	Not applicable, no pupils in the relevant year of study
JH	Junior High School, no year 12 or post 16 pupils

## Post-Primary School Annual Area Profile 2022

DE Ref No	School Name	Status	Council Area
4420044	Sullivan Upper School	Voluntary	ARDS AND NORTH DOWN

Annual Census Information				
Year	Total pupils Y8-Y12	6 <sup>th</sup> Form	Total Enrolment	Pupils in IMU
2018/19	775	293	1068	0
2019/20	776	294	1070	0
2020/21	776	297	1073	0
2021/22	777	292	1069	0
Approved Enrolment Number				1060
Approved Admissions Number				150
Year 8 Pupils 2021/22				152
First Preference Applications 2021/22				171
% FSME				4.96

Educational Achievements				
Year	5+ GCSE A*-C % of year 12 pupils achieving 5+ GCSEs grades A*-C (including equivalents)	5+ GCSE A*-C inc English & Maths % of year 12 pupils achieving 5+ GCSEs grades A*-C (including equivalents) Including English and Maths	3+ A Levels A*-C % of pupils achieving 3+ A Level grades A*-C (including equivalents)	2+ A Levels A*-E % of pupils achieving 2+ A Level grades A*-E (including equivalents)
2018/19	98.7	98.7	79.2	100.0
2019/20	Not available	Not available	Not available	Not available
2020/21	Not available	Not available	Not available	Not available
In formal intervention any period 1 April 2021-31 March 2022				

EF Compliant	
Key Stage 4 compliant	Y
Post-16 compliant	Y

Budgets			
Year	Available Delegated Resources £	Surplus/Deficit £	Surplus/Deficit %
2018/19			
2019/20			
2020/21			

KEY TO SYMBOLS & TEXT USED IN DATA ABOVE	
Symbol/Text	Definition
*	Relates to fewer than 5 cases
#	Means that a figure greater than or equal to 5 had been treated to prevent disclosure of a small number elsewhere
-	School not open in this academic year or closed in the previous academic year so data could not be collected and validated post exams
n/a	Not applicable, no pupils in the relevant year of study
JH	Junior High School, no year 12 or post 16 pupils

**Armagh, Banbridge and  
Craigavon District Council**



## SUMMARY DATA FOR POST-PRIMARY SCHOOLS IN THE ARMAGH, BANBRIDGE AND CRAIGAVON DISTRICT COUNCIL AREA

Management Type	Total – Enrolments	Numbers of Schools	Total Approved Enrolment
Controlled	8,528	13	8,545
Voluntary	3,432	3	3,540
Catholic Maintained	4,440	5	4,307
Controlled Integrated	418	1	450
GMI	641	1	610

### Available School Places

In post-primary schools there has been a decrease of 71 available places compared to the corresponding figure in the 2021 Annual Area Profiles.

### School Finance and Enrolment

The chart overleaf summarises the financial position of the schools in the council area between 2018/19 and 2020/21. The Authority does not retain information for voluntary grammar and grant maintained schools and these are shown under the “no budgetary information” category.

The chart overleaf also summarises the enrolment history of the schools between 2018/19 and 2021/22.

This data is assessed against the sustainable schools criteria:

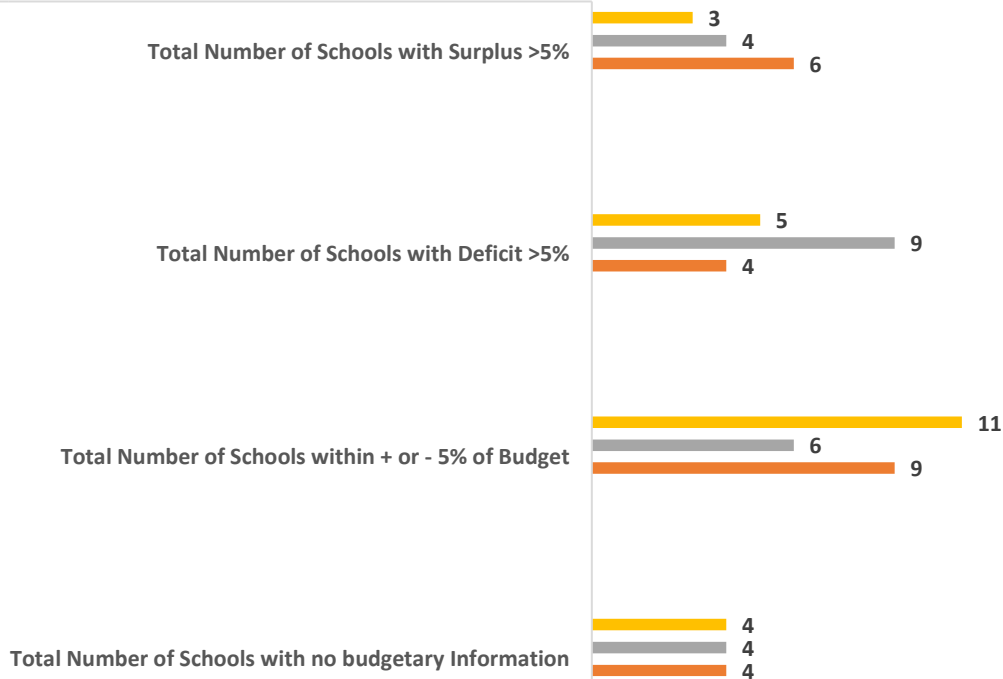
- In 2021/22 there were 7 schools with a year 8 to 12 enrolment below 500.
- In 2021/22 there were 3 schools with a 6<sup>th</sup> form below 100.
- The number of schools with a deficit greater than 5% decreased in 2020/21 compared to the previous year.

### Compliance with the Entitlement Framework Requirements (Post-Primary Schools)

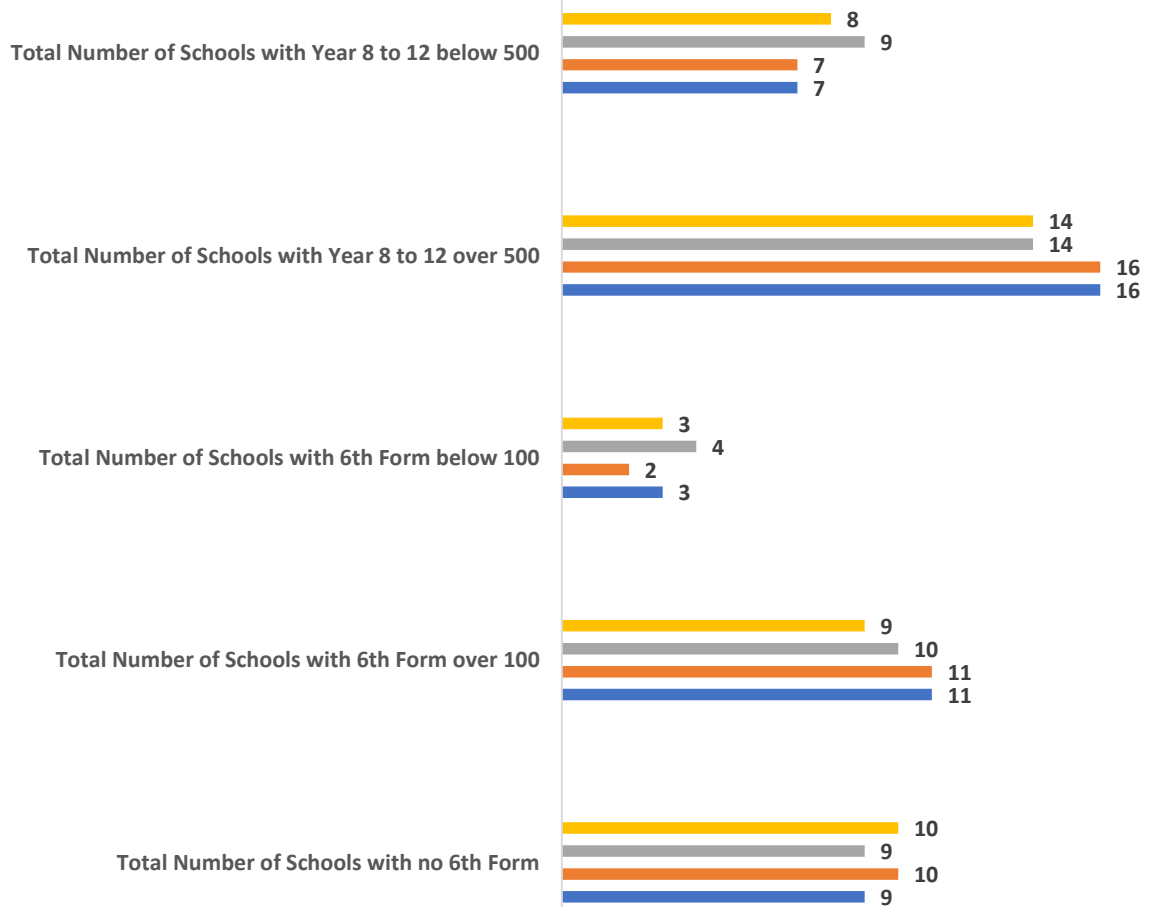
In 2021/22 there were a total of 19 schools that complied with the KS4 component of the EF which was an increase in the number of schools when compared to 2020/21. In addition 11 schools in 2021/22 were compliant with the post-16 component which was the same number of schools as 2020/21.

## Armagh, Banbridge and Craigavon Borough Council Area Finance and Enrolment Summary

### Finance



### Enrolment



■ 2018/19   
 ■ 2019/20   
 ■ 2020/21   
 ■ 2021/22

## Post-Primary School Annual Area Profile 2022

DE Ref No	School Name	Status	Council Area
5410013	Banbridge Academy	Controlled	ARMAGH CITY, BANBRIDGE AND CRAIGAVON

Annual Census Information				
Year	Total pupils Y8-Y12	6 <sup>th</sup> Form	Total Enrolment	Pupils in IMU
2018/19	969	353	1322	0
2019/20	971	354	1325	0
2020/21	974	366	1340	0
2021/22	991	362	1353	0
<b>Approved Enrolment Number</b>				1320
<b>Approved Admissions Number</b>				184
<b>Year 8 Pupils 2021/22</b>				201
<b>First Preference Applications 2021/22</b>				286
<b>% FSME</b>				4.29

Educational Achievements				
Year	5+ GCSE A*-C % of year 12 pupils achieving 5+ GCSEs grades A*-C (including equivalents)	5+ GCSE A*-C inc English & Maths % of year 12 pupils achieving 5+ GCSEs grades A*-C (including equivalents) Including English and Maths	3+ A Levels A*-C % of pupils achieving 3+ A Level grades A*-C (including equivalents)	2+ A Levels A*-E % of pupils achieving 2+ A Level grades A*-E (including equivalents)
2018/19	99.0	99.0	85.1	100.0
2019/20	Not available	Not available	Not available	Not available
2020/21	Not available	Not available	Not available	Not available
In formal intervention any period 1 April 2021-31 March 2022				

EF Compliant	
Key Stage 4 compliant	Y
Post-16 compliant	Y

Budgets			
Year	Available Delegated Resources £	Surplus/Deficit £	Surplus/Deficit %
2018/19	5,188,344	-154,696	-2.98%
2019/20	5,454,807	116,605	2.14%
2020/21	6,396,137	530,769	8.30%

KEY TO SYMBOLS & TEXT USED IN DATA ABOVE	
Symbol/Text	Definition
*	Relates to fewer than 5 cases
#	Means that a figure greater than or equal to 5 had been treated to prevent disclosure of a small number elsewhere
-	School not open in this academic year or closed in the previous academic year so data could not be collected and validated post exams
n/a	Not applicable, no pupils in the relevant year of study
JH	Junior High School, no year 12 or post 16 pupils

## Post-Primary School Annual Area Profile 2022

DE Ref No	School Name	Status	Council Area
5210047	Banbridge High School	Controlled	ARMAGH CITY, BANBRIDGE AND CRAIGAVON

Annual Census Information				
Year	Total pupils Y8-Y12	6 <sup>th</sup> Form	Total Enrolment	Pupils in IMU
2018/19	442	54	496	0
2019/20	497	45	542	0
2020/21	522	42	564	0
2021/22	576	40	616	0
<b>Approved Enrolment Number</b>				680
<b>Approved Admissions Number</b>				136
<b>Year 8 Pupils 2021/22</b>				123
<b>First Preference Applications 2021/22</b>				81
<b>% FSME</b>				30.19

Educational Achievements				
Year	5+ GCSE A*-C % of year 12 pupils achieving 5+ GCSEs grades A*-C (including equivalents)	5+ GCSE A*-C inc English & Maths % of year 12 pupils achieving 5+ GCSEs grades A*-C (including equivalents) Including English and Maths	3+ A Levels A*-C % of pupils achieving 3+ A Level grades A*-C (including equivalents)	2+ A Levels A*-E % of pupils achieving 2+ A Level grades A*-E (including equivalents)
2018/19	61.7	42.0	32.1	100.0
2019/20	Not available	Not available	Not available	Not available
2020/21	Not available	Not available	Not available	Not available
In formal intervention any period 1 April 2021-31 March 2022				

EF Compliant	
Key Stage 4 compliant	Y
Post-16 compliant	N

Budgets			
Year	Available Delegated Resources £	Surplus/Deficit £	Surplus/Deficit %
2018/19	770,577	-1,743,371	-226.24%
2019/20	536,828	-2,069,627	-385.53%
2020/21	573,751	-2,093,809	-364.93%

KEY TO SYMBOLS & TEXT USED IN DATA ABOVE	
Symbol/Text	Definition
*	Relates to fewer than 5 cases
#	Means that a figure greater than or equal to 5 had been treated to prevent disclosure of a small number elsewhere
-	School not open in this academic year or closed in the previous academic year so data could not be collected and validated post exams
n/a	Not applicable, no pupils in the relevant year of study
JH	Junior High School, no year 12 or post 16 pupils

## Post-Primary School Annual Area Profile 2022

DE Ref No	School Name	Status	Council Area
5250216	Brownlow Integrated College	Controlled Integrated	ARMAGH CITY, BANBRIDGE AND CRAIGAVON

Annual Census Information				
Year	Total pupils Y8-Y12	6 <sup>th</sup> Form	Total Enrolment	Pupils in IMU
2018/19	315	0	315	0
2019/20	356	0	356	0
2020/21	404	0	404	0
2021/22	418	0	418	0
Approved Enrolment Number				450
Approved Admissions Number				90
Year 8 Pupils 2021/22				71
First Preference Applications 2021/22				59
% FSME				43.78

Educational Achievements				
Year	5+ GCSE A*-C % of year 12 pupils achieving 5+ GCSEs grades A*-C (including equivalents)	5+ GCSE A*-C inc English & Maths % of year 12 pupils achieving 5+ GCSEs grades A*-C (including equivalents) Including English and Maths	3+ A Levels A*-C % of pupils achieving 3+ A Level grades A*-C (including equivalents)	2+ A Levels A*-E % of pupils achieving 2+ A Level grades A*-E (including equivalents)
2018/19	58.1	27.9	n/a	n/a
2019/20	Not available	Not available	Not available	Not available
2020/21	Not available	Not available	Not available	Not available
In formal intervention any period 1 April 2021-31 March 2022				

EF Compliant	
Key Stage 4 compliant	Y
Post-16 compliant	No Sixth Form

Budgets			
Year	Available Delegated Resources £	Surplus/Deficit £	Surplus/Deficit %
2018/19	303,245	-1,470,684	-484.98%
2019/20	281,784	-1,568,566	-556.66%
2020/21	549,102	-1,475,061	-268.63%

KEY TO SYMBOLS & TEXT USED IN DATA ABOVE	
Symbol/Text	Definition
*	Relates to fewer than 5 cases
#	Means that a figure greater than or equal to 5 had been treated to prevent disclosure of a small number elsewhere
-	School not open in this academic year or closed in the previous academic year so data could not be collected and validated post exams
n/a	Not applicable, no pupils in the relevant year of study
JH	Junior High School, no year 12 or post 16 pupils

## Post-Primary School Annual Area Profile 2022

DE Ref No	School Name	Status	Council Area
5210121	City of Armagh High School	Controlled	ARMAGH CITY, BANBRIDGE AND CRAIGAVON

Annual Census Information				
Year	Total pupils Y8-Y12	6 <sup>th</sup> Form	Total Enrolment	Pupils in IMU
2018/19	347	0	347	0
2019/20	337	0	337	0
2020/21	350	0	350	0
2021/22	322	9 (LSC)	331	0
<b>Approved Enrolment Number</b>				650
<b>Approved Admissions Number</b>				115
<b>Year 8 Pupils 2021/22</b>				62
<b>First Preference Applications 2021/22</b>				39
<b>% FSME</b>				26.59

Educational Achievements				
Year	5+ GCSE A*-C % of year 12 pupils achieving 5+ GCSEs grades A*-C (including equivalents)	5+ GCSE A*-C inc English & Maths % of year 12 pupils achieving 5+ GCSEs grades A*-C (including equivalents) Including English and Maths	3+ A Levels A*-C % of pupils achieving 3+ A Level grades A*-C (including equivalents)	2+ A Levels A*-E % of pupils achieving 2+ A Level grades A*-E (including equivalents)
2018/19	61.1	38.9	n/a	n/a
2019/20	Not available	Not available	Not available	Not available
2020/21	Not available	Not available	Not available	Not available
In formal intervention any period 1 April 2021-31 March 2022				

EF Compliant	
Key Stage 4 compliant	Y
Post-16 compliant	No Sixth Form

Budgets			
Year	Available Delegated Resources £	Surplus/Deficit £	Surplus/Deficit %
2018/19	280,697	-1,380,482	-491.81%
2019/20	362,472	-1,412,676	-389.73%
2020/21	463,569	-1,373,996	-296.40%

KEY TO SYMBOLS & TEXT USED IN DATA ABOVE	
Symbol/Text	Definition
*	Relates to fewer than 5 cases
#	Means that a figure greater than or equal to 5 had been treated to prevent disclosure of a small number elsewhere
-	School not open in this academic year or closed in the previous academic year so data could not be collected and validated post exams
n/a	Not applicable, no pupils in the relevant year of study
JH	Junior High School, no year 12 or post 16 pupils

## Post-Primary School Annual Area Profile 2022

DE Ref No	School Name	Status	Council Area
5210043	Clounagh Junior High School	Controlled	ARMAGH CITY, BANBRIDGE AND CRAIGAVON

Annual Census Information				
Year	Total pupils Y8-Y12	6 <sup>th</sup> Form	Total Enrolment	Pupils in IMU
2018/19	668	0	668	0
2019/20	699	1	700	0
2020/21	700	0	700	0
2021/22	696	0	696	0
Approved Enrolment Number				660
Approved Admissions Number				220
Year 8 Pupils 2021/22				223
First Preference Applications 2021/22				187
% FSME				30.32

Educational Achievements				
Year	5+ GCSE A*-C % of year 12 pupils achieving 5+ GCSEs grades A*-C (including equivalents)	5+ GCSE A*-C inc English & Maths % of year 12 pupils achieving 5+ GCSEs grades A*-C (including equivalents) Including English and Maths	3+ A Levels A*-C % of pupils achieving 3+ A Level grades A*-C (including equivalents)	2+ A Levels A*-E % of pupils achieving 2+ A Level grades A*-E (including equivalents)
2018/19	JH	JH	JH	JH
2019/20	Not available	Not available	Not available	Not available
2020/21	Not available	Not available	Not available	Not available
In formal intervention any period 1 April 2021-31 March 2022				

EF Compliant	
Key Stage 4 compliant	
Post-16 compliant	

Budgets			
Year	Available Delegated Resources £	Surplus/Deficit £	Surplus/Deficit %
2018/19	2,598,456	16,248	0.63%
2019/20	2,762,284	4,802	0.17%
2020/21	3,198,428	277,762	8.68%

KEY TO SYMBOLS & TEXT USED IN DATA ABOVE	
Symbol/Text	Definition
*	Relates to fewer than 5 cases
#	Means that a figure greater than or equal to 5 had been treated to prevent disclosure of a small number elsewhere
-	School not open in this academic year or closed in the previous academic year so data could not be collected and validated post exams
n/a	Not applicable, no pupils in the relevant year of study
JH	Junior High School, no year 12 or post 16 pupils

## Post-Primary School Annual Area Profile 2022

DE Ref No	School Name	Status	Council Area
5210282	Craigavon Senior High School	Controlled	ARMAGH CITY, BANBRIDGE AND CRAIGAVON

Annual Census Information				
Year	Total pupils Y8-Y12	6 <sup>th</sup> Form	Total Enrolment	Pupils in IMU
2018/19	620	0	620	0
2019/20	611	0	611	0
2020/21	643	0	643	0
2021/22	728	0	728	0
Approved Enrolment Number				620
Approved Admissions Number				360
Year 8 Pupils 2021/22				0
First Preference Applications 2021/22				-
% FSME				27.88

Educational Achievements				
Year	5+ GCSE A*-C % of year 12 pupils achieving 5+ GCSEs grades A*-C (including equivalents)	5+ GCSE A*-C inc English & Maths % of year 12 pupils achieving 5+ GCSEs grades A*-C (including equivalents) Including English and Maths	3+ A Levels A*-C % of pupils achieving 3+ A Level grades A*-C (including equivalents)	2+ A Levels A*-E % of pupils achieving 2+ A Level grades A*-E (including equivalents)
2018/19	63.7	37.0	n/a	n/a
2019/20	Not available	Not available	Not available	Not available
2020/21	Not available	Not available	Not available	Not available
In formal intervention any period 1 April 2021-31 March 2022				

EF Compliant	
Key Stage 4 compliant	Y
Post-16 compliant	No Sixth Form

Budgets			
Year	Available Delegated Resources £	Surplus/Deficit £	Surplus/Deficit %
2018/19	1,603,033	-1,682,664	-104.97%
2019/20	1,362,373	-2,149,083	-157.75%
2020/21	1,226,295	-2,322,672	-189.41%

KEY TO SYMBOLS & TEXT USED IN DATA ABOVE	
Symbol/Text	Definition
*	Relates to fewer than 5 cases
#	Means that a figure greater than or equal to 5 had been treated to prevent disclosure of a small number elsewhere
-	School not open in this academic year or closed in the previous academic year so data could not be collected and validated post exams
n/a	Not applicable, no pupils in the relevant year of study
JH	Junior High School, no year 12 or post 16 pupils



## Post-Primary School Annual Area Profile 2022

DE Ref No	School Name	Status	Council Area
5210064	Dromore High School	Controlled	ARMAGH CITY, BANBRIDGE AND CRAIGAVON

Annual Census Information				
Year	Total pupils Y8-Y12	6 <sup>th</sup> Form	Total Enrolment	Pupils in IMU
2018/19	789	182	971	0
2019/20	810	188	998	0
2020/21	808	208	1016	0
2021/22	792	217	1009	0
<b>Approved Enrolment Number</b>				850
<b>Approved Admissions Number</b>				148
<b>Year 8 Pupils 2021/22</b>				157
<b>First Preference Applications 2021/22</b>				172
<b>% FSME</b>				12.78

Educational Achievements				
Year	5+ GCSE A*-C % of year 12 pupils achieving 5+ GCSEs grades A*-C (including equivalents)	5+ GCSE A*-C inc English & Maths % of year 12 pupils achieving 5+ GCSEs grades A*-C (including equivalents) Including English and Maths	3+ A Levels A*-C % of pupils achieving 3+ A Level grades A*-C (including equivalents)	2+ A Levels A*-E % of pupils achieving 2+ A Level grades A*-E (including equivalents)
2018/19	66.0	54.4	80.0	100.0
2019/20	Not available	Not available	Not available	Not available
2020/21	Not available	Not available	Not available	Not available
In formal intervention any period 1 April 2021-31 March 2022				

EF Compliant	
Key Stage 4 compliant	Y
Post-16 compliant	Y

Budgets			
Year	Available Delegated Resources £	Surplus/Deficit £	Surplus/Deficit %
2018/19	4,377,745	107,990	2.47%
2019/20	4,313,344	-50,265	-1.17%
2020/21	4,659,694	41,008	0.88%

KEY TO SYMBOLS & TEXT USED IN DATA ABOVE	
Symbol/Text	Definition
*	Relates to fewer than 5 cases
#	Means that a figure greater than or equal to 5 had been treated to prevent disclosure of a small number elsewhere
-	School not open in this academic year or closed in the previous academic year so data could not be collected and validated post exams
n/a	Not applicable, no pupils in the relevant year of study
JH	Junior High School, no year 12 or post 16 pupils

## Post-Primary School Annual Area Profile 2022

DE Ref No	School Name	Status	Council Area
5210054	Killicomaine Junior High School	Controlled	ARMAGH CITY, BANBRIDGE AND CRAIGAVON

Annual Census Information				
Year	Total pupils Y8-Y12	6 <sup>th</sup> Form	Total Enrolment	Pupils in IMU
2018/19	555	0	555	0
2019/20	625	0	625	0
2020/21	622	0	622	0
2021/22	612	0	612	0
Approved Enrolment Number				680
Approved Admissions Number				227
Year 8 Pupils 2021/22				197
First Preference Applications 2021/22				197
% FSME				15.03

Educational Achievements				
Year	5+ GCSE A*-C % of year 12 pupils achieving 5+ GCSEs grades A*-C (including equivalents)	5+ GCSE A*-C inc English & Maths % of year 12 pupils achieving 5+ GCSEs grades A*-C (including equivalents) Including English and Maths	3+ A Levels A*-C % of pupils achieving 3+ A Level grades A*-C (including equivalents)	2+ A Levels A*-E % of pupils achieving 2+ A Level grades A*-E (including equivalents)
2018/19	JH	JH	JH	JH
2019/20	Not available	Not available	Not available	Not available
2020/21	Not available	Not available	Not available	Not available
In formal intervention any period 1 April 2021-31 March 2022				

EF Compliant	
Key Stage 4 compliant	
Post-16 compliant	

Budgets			
Year	Available Delegated Resources £	Surplus/Deficit £	Surplus/Deficit %
2018/19	2,282,638	239,900	10.51%
2019/20	2,538,751	154,332	6.08%
2020/21	2,999,650	397,756	13.26%

KEY TO SYMBOLS & TEXT USED IN DATA ABOVE	
Symbol/Text	Definition
*	Relates to fewer than 5 cases
#	Means that a figure greater than or equal to 5 had been treated to prevent disclosure of a small number elsewhere
-	School not open in this academic year or closed in the previous academic year so data could not be collected and validated post exams
n/a	Not applicable, no pupils in the relevant year of study
JH	Junior High School, no year 12 or post 16 pupils

## Post-Primary School Annual Area Profile 2022

DE Ref No	School Name	Status	Council Area
5230213	Lismore Comprehensive School	Catholic Maintained	ARMAGH CITY, BANBRIDGE AND CRAIGAVON

Annual Census Information				
Year	Total pupils Y8-Y12	6 <sup>th</sup> Form	Total Enrolment	Pupils in IMU
2018/19	1005	184	1189	0
2019/20	1010	184	1194	0
2020/21	1005	190	1195	0
2021/22	1005	200	1205	0
Approved Enrolment Number				1200
Approved Admissions Number				210
Year 8 Pupils 2021/22				203
First Preference Applications 2021/22				168
% FSME				29.71

Educational Achievements				
Year	5+ GCSE A*-C % of year 12 pupils achieving 5+ GCSEs grades A*-C (including equivalents)	5+ GCSE A*-C inc English & Maths % of year 12 pupils achieving 5+ GCSEs grades A*-C (including equivalents) Including English and Maths	3+ A Levels A*-C % of pupils achieving 3+ A Level grades A*-C (including equivalents)	2+ A Levels A*-E % of pupils achieving 2+ A Level grades A*-E (including equivalents)
2018/19	76.4	51.3	47.7	95.4
2019/20	Not available	Not available	Not available	Not available
2020/21	Not available	Not available	Not available	Not available
In formal intervention any period 1 April 2021-31 March 2022				

EF Compliant	
Key Stage 4 compliant	Y
Post-16 compliant	Y

Budgets			
Year	Available Delegated Resources £	Surplus/Deficit £	Surplus/Deficit %
2018/19	4,615,787	-464,661	-10.07%
2019/20	4,914,794	-354,228	-7.21%
2020/21	5,497,189	26,209	0.48%

KEY TO SYMBOLS & TEXT USED IN DATA ABOVE	
Symbol/Text	Definition
*	Relates to fewer than 5 cases
#	Means that a figure greater than or equal to 5 had been treated to prevent disclosure of a small number elsewhere
-	School not open in this academic year or closed in the previous academic year so data could not be collected and validated post exams
n/a	Not applicable, no pupils in the relevant year of study
JH	Junior High School, no year 12 or post 16 pupils

## Post-Primary School Annual Area Profile 2022

DE Ref No	School Name	Status	Council Area
5410057	Lurgan College	Controlled	ARMAGH CITY, BANBRIDGE AND CRAIGAVON

Annual Census Information				
Year	Total pupils Y8-Y12	6 <sup>th</sup> Form	Total Enrolment	Pupils in IMU
2018/19	236	214	450	0
2019/20	234	196	430	0
2020/21	244	220	464	0
2021/22	257	230	487	0
Approved Enrolment Number				440
Approved Admissions Number				125
Year 8 Pupils 2021/22				0
First Preference Applications 2021/22				-
% FSME				9.24

Educational Achievements				
Year	5+ GCSE A*-C % of year 12 pupils achieving 5+ GCSEs grades A*-C (including equivalents)	5+ GCSE A*-C inc English & Maths % of year 12 pupils achieving 5+ GCSEs grades A*-C (including equivalents) Including English and Maths	3+ A Levels A*-C % of pupils achieving 3+ A Level grades A*-C (including equivalents)	2+ A Levels A*-E % of pupils achieving 2+ A Level grades A*-E (including equivalents)
2018/19	96.5	91.3	85.8	100.0
2019/20	Not available	Not available	Not available	Not available
2020/21	Not available	Not available	Not available	Not available
In formal intervention any period 1 April 2021-31 March 2022				

EF Compliant	
Key Stage 4 compliant	Y
Post-16 compliant	Y

Budgets			
Year	Available Delegated Resources £	Surplus/Deficit £	Surplus/Deficit %
2018/19	2,235,848	148,530	6.64%
2019/20	2,334,942	158,889	6.80%
2020/21	2,539,347	229,871	9.05%

KEY TO SYMBOLS & TEXT USED IN DATA ABOVE	
Symbol/Text	Definition
*	Relates to fewer than 5 cases
#	Means that a figure greater than or equal to 5 had been treated to prevent disclosure of a small number elsewhere
-	School not open in this academic year or closed in the previous academic year so data could not be collected and validated post exams
n/a	Not applicable, no pupils in the relevant year of study
JH	Junior High School, no year 12 or post 16 pupils

## Post-Primary School Annual Area Profile 2022

DE Ref No	School Name	Status	Council Area
5210271	Lurgan Junior High School	Controlled	ARMAGH CITY, BANBRIDGE AND CRAIGAVON

Annual Census Information				
Year	Total pupils Y8-Y12	6 <sup>th</sup> Form	Total Enrolment	Pupils in IMU
2018/19	748	0	748	0
2019/20	728	0	728	0
2020/21	734	0	734	0
2021/22	721	0	721	0
Approved Enrolment Number				750
Approved Admissions Number				250
Year 8 Pupils 2021/22				248
First Preference Applications 2021/22				203
% FSME				18.31

Educational Achievements				
Year	5+ GCSE A*-C % of year 12 pupils achieving 5+ GCSEs grades A*-C (including equivalents)	5+ GCSE A*-C inc English & Maths % of year 12 pupils achieving 5+ GCSEs grades A*-C (including equivalents) Including English and Maths	3+ A Levels A*-C % of pupils achieving 3+ A Level grades A*-C (including equivalents)	2+ A Levels A*-E % of pupils achieving 2+ A Level grades A*-E (including equivalents)
2018/19	JH	JH	JH	JH
2019/20	Not available	Not available	Not available	Not available
2020/21	Not available	Not available	Not available	Not available
In formal intervention any period 1 April 2021-31 March 2022				

EF Compliant	
Key Stage 4 compliant	
Post-16 compliant	

Budgets			
Year	Available Delegated Resources £	Surplus/Deficit £	Surplus/Deficit %
2018/19	2,883,110	42,552	1.48%
2019/20	3,175,547	175,365	5.52%
2020/21	3,549,196	380,800	10.73%

KEY TO SYMBOLS & TEXT USED IN DATA ABOVE	
Symbol/Text	Definition
*	Relates to fewer than 5 cases
#	Means that a figure greater than or equal to 5 had been treated to prevent disclosure of a small number elsewhere
-	School not open in this academic year or closed in the previous academic year so data could not be collected and validated post exams
n/a	Not applicable, no pupils in the relevant year of study
JH	Junior High School, no year 12 or post 16 pupils

## Post-Primary School Annual Area Profile 2022

DE Ref No	School Name	Status	Council Area
5210083	Markethill High School	Controlled	ARMAGH CITY, BANBRIDGE AND CRAIGAVON

Annual Census Information				
Year	Total pupils Y8-Y12	6 <sup>th</sup> Form	Total Enrolment	Pupils in IMU
2018/19	517	0	517	0
2019/20	515	0	515	0
2020/21	513	0	513	0
2021/22	503	0	503	0
Approved Enrolment Number				465
Approved Admissions Number				93
Year 8 Pupils 2021/22				103
First Preference Applications 2021/22				106
% FSME				20.08

Educational Achievements				
Year	5+ GCSE A*-C % of year 12 pupils achieving 5+ GCSEs grades A*-C (including equivalents)	5+ GCSE A*-C inc English & Maths % of year 12 pupils achieving 5+ GCSEs grades A*-C (including equivalents) Including English and Maths	3+ A Levels A*-C % of pupils achieving 3+ A Level grades A*-C (including equivalents)	2+ A Levels A*-E % of pupils achieving 2+ A Level grades A*-E (including equivalents)
2018/19	89.2	78.5	n/a	n/a
2019/20	Not available	Not available	Not available	Not available
2020/21	Not available	Not available	Not available	Not available
In formal intervention any period 1 April 2021-31 March 2022				

EF Compliant	
Key Stage 4 compliant	Y
Post-16 compliant	No Sixth Form

Budgets			
Year	Available Delegated Resources £	Surplus/Deficit £	Surplus/Deficit %
2018/19	2,064,647	-94,376	-4.57%
2019/20	2,094,332	-152,156	-7.27%
2020/21	2,259,798	-25,546	-1.13%

KEY TO SYMBOLS & TEXT USED IN DATA ABOVE	
Symbol/Text	Definition
*	Relates to fewer than 5 cases
#	Means that a figure greater than or equal to 5 had been treated to prevent disclosure of a small number elsewhere
-	School not open in this academic year or closed in the previous academic year so data could not be collected and validated post exams
n/a	Not applicable, no pupils in the relevant year of study
JH	Junior High School, no year 12 or post 16 pupils

## Post-Primary School Annual Area Profile 2022

DE Ref No	School Name	Status	Council Area
5260285	New-Bridge Integrated College	GMI	ARMAGH CITY, BANBRIDGE AND CRAIGAVON

Annual Census Information				
Year	Total pupils Y8-Y12	6 <sup>th</sup> Form	Total Enrolment	Pupils in IMU
2018/19	523	77	600	0
2019/20	522	89	611	0
2020/21	525	111	636	0
2021/22	529	112	641	0
<b>Approved Enrolment Number</b>				610
<b>Approved Admissions Number</b>				100
<b>Year 8 Pupils 2021/22</b>				111
<b>First Preference Applications 2021/22</b>				93
<b>% FSME</b>				22

Educational Achievements				
Year	5+ GCSE A*-C % of year 12 pupils achieving 5+ GCSEs grades A*-C (including equivalents)	5+ GCSE A*-C inc English & Maths % of year 12 pupils achieving 5+ GCSEs grades A*-C (including equivalents) Including English and Maths	3+ A Levels A*-C % of pupils achieving 3+ A Level grades A*-C (including equivalents)	2+ A Levels A*-E % of pupils achieving 2+ A Level grades A*-E (including equivalents)
2018/19	87.1	71.0	44.1	94.1
2019/20	Not available	Not available	Not available	Not available
2020/21	Not available	Not available	Not available	Not available
In formal intervention any period 1 April 2021-31 March 2022				

EF Compliant	
Key Stage 4 compliant	Y
Post-16 compliant	N

Budgets			
Year	Available Delegated Resources £	Surplus/Deficit £	Surplus/Deficit %
2018/19			
2019/20			
2020/21			

KEY TO SYMBOLS & TEXT USED IN DATA ABOVE	
Symbol/Text	Definition
*	Relates to fewer than 5 cases
#	Means that a figure greater than or equal to 5 had been treated to prevent disclosure of a small number elsewhere
-	School not open in this academic year or closed in the previous academic year so data could not be collected and validated post exams
n/a	Not applicable, no pupils in the relevant year of study
JH	Junior High School, no year 12 or post 16 pupils

## Post-Primary School Annual Area Profile 2022

DE Ref No	School Name	Status	Council Area
5410067	Portadown College	Controlled	ARMAGH CITY, BANBRIDGE AND CRAIGAVON

Annual Census Information				
Year	Total pupils Y8-Y12	6 <sup>th</sup> Form	Total Enrolment	Pupils in IMU
2018/19	414	314	728	0
2019/20	423	341	764	0
2020/21	432	371	803	0
2021/22	444	365	809	0
Approved Enrolment Number				780
Approved Admissions Number				220
Year 8 Pupils 2021/22				0
First Preference Applications 2021/22				-
% FSME				9.02

Educational Achievements				
Year	5+ GCSE A*-C % of year 12 pupils achieving 5+ GCSEs grades A*-C (including equivalents)	5+ GCSE A*-C inc English & Maths % of year 12 pupils achieving 5+ GCSEs grades A*-C (including equivalents) Including English and Maths	3+ A Levels A*-C % of pupils achieving 3+ A Level grades A*-C (including equivalents)	2+ A Levels A*-E % of pupils achieving 2+ A Level grades A*-E (including equivalents)
2018/19	99.0	99.0	89.3	100.0
2019/20	Not available	Not available	Not available	Not available
2020/21	Not available	Not available	Not available	Not available
In formal intervention any period 1 April 2021-31 March 2022				

EF Compliant	
Key Stage 4 compliant	Y
Post-16 compliant	Y

Budgets			
Year	Available Delegated Resources £	Surplus/Deficit £	Surplus/Deficit %
2018/19	3,475,437	-126,215	-3.63%
2019/20	3,353,300	-314,401	-9.38%
2020/21	3,756,208	-36,831	-0.98%

KEY TO SYMBOLS & TEXT USED IN DATA ABOVE	
Symbol/Text	Definition
*	Relates to fewer than 5 cases
#	Means that a figure greater than or equal to 5 had been treated to prevent disclosure of a small number elsewhere
-	School not open in this academic year or closed in the previous academic year so data could not be collected and validated post exams
n/a	Not applicable, no pupils in the relevant year of study
JH	Junior High School, no year 12 or post 16 pupils



## Post-Primary School Annual Area Profile 2022

DE Ref No	School Name	Status	Council Area
5210127	Rathfriland High School	Controlled	ARMAGH CITY, BANBRIDGE AND CRAIGAVON

Annual Census Information				
Year	Total pupils Y8-Y12	6 <sup>th</sup> Form	Total Enrolment	Pupils in IMU
2018/19	340	0	340	0
2019/20	344	0	344	0
2020/21	360	0	360	0
2021/22	361	0	361	0
<b>Approved Enrolment Number</b>				330
<b>Approved Admissions Number</b>				66
<b>Year 8 Pupils 2021/22</b>				70
<b>First Preference Applications 2021/22</b>				61
<b>% FSME</b>				19.94

Educational Achievements				
Year	5+ GCSE A*-C % of year 12 pupils achieving 5+ GCSEs grades A*-C (including equivalents)	5+ GCSE A*-C inc English & Maths % of year 12 pupils achieving 5+ GCSEs grades A*-C (including equivalents) Including English and Maths	3+ A Levels A*-C % of pupils achieving 3+ A Level grades A*-C (including equivalents)	2+ A Levels A*-E % of pupils achieving 2+ A Level grades A*-E (including equivalents)
2018/19	92.9	64.3	n/a	n/a
2019/20	Not available	Not available	Not available	Not available
2020/21	Not available	Not available	Not available	Not available
In formal intervention any period 1 April 2021-31 March 2022				

EF Compliant	
Key Stage 4 compliant	Y
Post-16 compliant	No Sixth Form

Budgets			
Year	Available Delegated Resources £	Surplus/Deficit £	Surplus/Deficit %
2018/19	1,538,113	67,264	4.37%
2019/20	1,594,043	-24,236	-1.52%
2020/21	1,706,459	-12,320	-0.72%

KEY TO SYMBOLS & TEXT USED IN DATA ABOVE	
Symbol/Text	Definition
*	Relates to fewer than 5 cases
#	Means that a figure greater than or equal to 5 had been treated to prevent disclosure of a small number elsewhere
-	School not open in this academic year or closed in the previous academic year so data could not be collected and validated post exams
n/a	Not applicable, no pupils in the relevant year of study
JH	Junior High School, no year 12 or post 16 pupils

## Post-Primary School Annual Area Profile 2022

DE Ref No	School Name	Status	Council Area
5230218	St Catherine's College	Catholic Maintained	ARMAGH CITY, BANBRIDGE AND CRAIGAVON

Annual Census Information				
Year	Total pupils Y8-Y12	6 <sup>th</sup> Form	Total Enrolment	Pupils in IMU
2018/19	844	242	1086	143
2019/20	866	243	1109	144
2020/21	898	233	1131	194
2021/22	908	246	1154	196
<b>Approved Enrolment Number</b>				1072
<b>Approved Admissions Number</b>				155
<b>Year 8 Pupils 2021/22</b>				181
<b>First Preference Applications 2021/22</b>				146
<b>% FSME</b>				21.84

Educational Achievements				
Year	5+ GCSE A*-C % of year 12 pupils achieving 5+ GCSEs grades A*-C (including equivalents)	5+ GCSE A*-C inc English & Maths % of year 12 pupils achieving 5+ GCSEs grades A*-C (including equivalents) Including English and Maths	3+ A Levels A*-C % of pupils achieving 3+ A Level grades A*-C (including equivalents)	2+ A Levels A*-E % of pupils achieving 2+ A Level grades A*-E (including equivalents)
2018/19	94.5	75.2	79.6	98.1
2019/20	Not available	Not available	Not available	Not available
2020/21	Not available	Not available	Not available	Not available
In formal intervention any period 1 April 2021-31 March 2022				

EF Compliant	
Key Stage 4 compliant	Y
Post-16 compliant	Y

Budgets			
Year	Available Delegated Resources £	Surplus/Deficit £	Surplus/Deficit %
2018/19	4,656,033	-188,576	-4.05%
2019/20	4,901,469	-131,525	-2.68%
2020/21	5,619,975	136,360	2.43%

KEY TO SYMBOLS & TEXT USED IN DATA ABOVE	
Symbol/Text	Definition
*	Relates to fewer than 5 cases
#	Means that a figure greater than or equal to 5 had been treated to prevent disclosure of a small number elsewhere
-	School not open in this academic year or closed in the previous academic year so data could not be collected and validated post exams
n/a	Not applicable, no pupils in the relevant year of study
JH	Junior High School, no year 12 or post 16 pupils

## Post-Primary School Annual Area Profile 2022

DE Ref No	School Name	Status	Council Area
5230321	St John The Baptist College (opened September 2017)	Catholic Maintained	ARMAGH CITY, BANBRIDGE AND CRAIGAVON

Annual Census Information				
Year	Total pupils Y8-Y12	6 <sup>th</sup> Form	Total Enrolment	Pupils in IMU
2018/19	217	0	217	0
2019/20	269	0	269	0
2020/21	371	0	371	0
2021/22	473	0	473	0
Approved Enrolment Number				465
Approved Admissions Number				100
Year 8 Pupils 2021/22				108
First Preference Applications 2021/22				105
% FSME				39.96

Educational Achievements				
Year	5+ GCSE A*-C % of year 12 pupils achieving 5+ GCSEs grades A*-C (including equivalents)	5+ GCSE A*-C inc English & Maths % of year 12 pupils achieving 5+ GCSEs grades A*-C (including equivalents) Including English and Maths	3+ A Levels A*-C % of pupils achieving 3+ A Level grades A*-C (including equivalents)	2+ A Levels A*-E % of pupils achieving 2+ A Level grades A*-E (including equivalents)
2018/19	n/a	n/a	n/a	n/a
2019/20	Not available	Not available	Not available	Not available
2020/21	Not available	Not available	Not available	Not available
In formal intervention any period 1 April 2021-31 March 2022				

EF Compliant	
Key Stage 4 compliant	Y
Post-16 compliant	No Sixth Form

Budgets			
Year	Available Delegated Resources £	Surplus/Deficit £	Surplus/Deficit %
2018/19	1,224,392	93,371	7.63%
2019/20	1,461,787	85,146	5.82%
2020/21	1,948,935	190,107	9.75%

KEY TO SYMBOLS & TEXT USED IN DATA ABOVE	
Symbol/Text	Definition
*	Relates to fewer than 5 cases
#	Means that a figure greater than or equal to 5 had been treated to prevent disclosure of a small number elsewhere
-	School not open in this academic year or closed in the previous academic year so data could not be collected and validated post exams
n/a	Not applicable, no pupils in the relevant year of study
JH	Junior High School, no year 12 or post 16 pupils

## Post-Primary School Annual Area Profile 2022

DE Ref No	School Name	Status	Council Area
5230076	St Patrick's College, Banbridge	Catholic Maintained	ARMAGH CITY, BANBRIDGE AND CRAIGAVON

Annual Census Information				
Year	Total pupils Y8-Y12	6 <sup>th</sup> Form	Total Enrolment	Pupils in IMU
2018/19	426	18	444	0
2019/20	476	11	487	0
2020/21	511	27	538	0
2021/22	551	52	603	0
<b>Approved Enrolment Number</b>				570
<b>Approved Admissions Number</b>				125
<b>Year 8 Pupils 2021/22</b>				121
<b>First Preference Applications 2021/22</b>				93
<b>% FSME</b>				29.19

Educational Achievements				
Year	5+ GCSE A*-C % of year 12 pupils achieving 5+ GCSEs grades A*-C (including equivalents)	5+ GCSE A*-C inc English & Maths % of year 12 pupils achieving 5+ GCSEs grades A*-C (including equivalents) Including English and Maths	3+ A Levels A*-C % of pupils achieving 3+ A Level grades A*-C (including equivalents)	2+ A Levels A*-E % of pupils achieving 2+ A Level grades A*-E (including equivalents)
2018/19	100.0	58.7	*	*
2019/20	Not available	Not available	Not available	Not available
2020/21	Not available	Not available	Not available	Not available
In formal intervention any period 1 April 2021-31 March 2022				

EF Compliant	
Key Stage 4 compliant	Y
Post-16 compliant	Y

Budgets			
Year	Available Delegated Resources £	Surplus/Deficit £	Surplus/Deficit %
2018/19	1,784,754	-29,959	-1.68%
2019/20	2,026,767	-129,746	-6.40%
2020/21	2,297,041	-94,519	-4.11%

KEY TO SYMBOLS & TEXT USED IN DATA ABOVE	
Symbol/Text	Definition
*	Relates to fewer than 5 cases
#	Means that a figure greater than or equal to 5 had been treated to prevent disclosure of a small number elsewhere
-	School not open in this academic year or closed in the previous academic year so data could not be collected and validated post exams
n/a	Not applicable, no pupils in the relevant year of study
JH	Junior High School, no year 12 or post 16 pupils

## Post-Primary School Annual Area Profile 2022

DE Ref No	School Name	Status	Council Area
5420268	St Patrick's Grammar School, Armagh	Voluntary	ARMAGH CITY, BANBRIDGE AND CRAIGAVON

Annual Census Information				
Year	Total pupils Y8-Y12	6 <sup>th</sup> Form	Total Enrolment	Pupils in IMU
2018/19	731	210	941	0
2019/20	737	192	929	0
2020/21	729	184	913	0
2021/22	703	186	889	0
<b>Approved Enrolment Number</b>				1240
<b>Approved Admissions Number</b>				180
<b>Year 8 Pupils 2021/22</b>				141
<b>First Preference Applications 2021/22</b>				115
<b>% FSME</b>				23.28

Educational Achievements				
Year	5+ GCSE A*-C % of year 12 pupils achieving 5+ GCSEs grades A*-C (including equivalents)	5+ GCSE A*-C inc English & Maths % of year 12 pupils achieving 5+ GCSEs grades A*-C (including equivalents) Including English and Maths	3+ A Levels A*-C % of pupils achieving 3+ A Level grades A*-C (including equivalents)	2+ A Levels A*-E % of pupils achieving 2+ A Level grades A*-E (including equivalents)
2018/19	76.6	67.6	61.0	96.3
2019/20	Not available	Not available	Not available	Not available
2020/21	Not available	Not available	Not available	Not available
In formal intervention any period 1 April 2021-31 March 2022				

EF Compliant	
Key Stage 4 compliant	Y
Post-16 compliant	Y

Budgets			
Year	Available Delegated Resources £	Surplus/Deficit £	Surplus/Deficit %
2018/19			
2019/20			
2020/21			

KEY TO SYMBOLS & TEXT USED IN DATA ABOVE	
Symbol/Text	Definition
*	Relates to fewer than 5 cases
#	Means that a figure greater than or equal to 5 had been treated to prevent disclosure of a small number elsewhere
-	School not open in this academic year or closed in the previous academic year so data could not be collected and validated post exams
n/a	Not applicable, no pupils in the relevant year of study
JH	Junior High School, no year 12 or post 16 pupils

## Post-Primary School Annual Area Profile 2022

DE Ref No	School Name	Status	Council Area
5230187	St Patrick's High School, Keady	Catholic Maintained	ARMAGH CITY, BANBRIDGE AND CRAIGAVON

Annual Census Information				
Year	Total pupils Y8-Y12	6 <sup>th</sup> Form	Total Enrolment	Pupils in IMU
2018/19	810	233	1043	0
2019/20	804	220	1024	0
2020/21	836	177	1013	0
2021/22	852	153	1005	0
<b>Approved Enrolment Number</b>				1000
<b>Approved Admissions Number</b>				160
<b>Year 8 Pupils 2021/22</b>				171
<b>First Preference Applications 2021/22</b>				167
<b>% FSME</b>				20.7

Educational Achievements				
Year	5+ GCSE A*-C % of year 12 pupils achieving 5+ GCSEs grades A*-C (including equivalents)	5+ GCSE A*-C inc English & Maths % of year 12 pupils achieving 5+ GCSEs grades A*-C (including equivalents) Including English and Maths	3+ A Levels A*-C % of pupils achieving 3+ A Level grades A*-C (including equivalents)	2+ A Levels A*-E % of pupils achieving 2+ A Level grades A*-E (including equivalents)
2018/19	81.4	65.2	58.1	98.9
2019/20	Not available	Not available	Not available	Not available
2020/21	Not available	Not available	Not available	Not available
In formal intervention any period 1 April 2021-31 March 2022				

EF Compliant	
Key Stage 4 compliant	Y
Post-16 compliant	Y

Budgets			
Year	Available Delegated Resources £	Surplus/Deficit £	Surplus/Deficit %
2018/19	4,382,526	-98,722	-2.25%
2019/20	4,502,312	-246,123	-5.47%
2020/21	4,762,464	-158,290	-3.32%

KEY TO SYMBOLS & TEXT USED IN DATA ABOVE	
Symbol/Text	Definition
*	Relates to fewer than 5 cases
#	Means that a figure greater than or equal to 5 had been treated to prevent disclosure of a small number elsewhere
-	School not open in this academic year or closed in the previous academic year so data could not be collected and validated post exams
n/a	Not applicable, no pupils in the relevant year of study
JH	Junior High School, no year 12 or post 16 pupils

## Post-Primary School Annual Area Profile 2022

DE Ref No	School Name	Status	Council Area
5420314	St Ronan's College	Voluntary	ARMAGH CITY, BANBRIDGE AND CRAIGAVON

Annual Census Information				
Year	Total pupils Y8-Y12	6 <sup>th</sup> Form	Total Enrolment	Pupils in IMU
2018/19	1215	326	1541	0
2019/20	1329	295	1624	0
2020/21	1379	294	1673	0
2021/22	1383	360	1743	0
<b>Approved Enrolment Number</b>				1650
<b>Approved Admissions Number</b>				280
<b>Year 8 Pupils 2021/22</b>				273
<b>First Preference Applications 2021/22</b>				249
<b>% FSME</b>				24.1

Educational Achievements				
Year	5+ GCSE A*-C % of year 12 pupils achieving 5+ GCSEs grades A*-C (including equivalents)	5+ GCSE A*-C inc English & Maths % of year 12 pupils achieving 5+ GCSEs grades A*-C (including equivalents) Including English and Maths	3+ A Levels A*-C % of pupils achieving 3+ A Level grades A*-C (including equivalents)	2+ A Levels A*-E % of pupils achieving 2+ A Level grades A*-E (including equivalents)
2018/19	69.7	57.0	61.7	99.2
2019/20	Not available	Not available	Not available	Not available
2020/21	Not available	Not available	Not available	Not available
In formal intervention any period 1 April 2021-31 March 2022				

EF Compliant	
Key Stage 4 compliant	Y
Post-16 compliant	Y

Budgets			
Year	Available Delegated Resources £	Surplus/Deficit £	Surplus/Deficit %
2018/19			
2019/20			
2020/21			

KEY TO SYMBOLS & TEXT USED IN DATA ABOVE	
Symbol/Text	Definition
*	Relates to fewer than 5 cases
#	Means that a figure greater than or equal to 5 had been treated to prevent disclosure of a small number elsewhere
-	School not open in this academic year or closed in the previous academic year so data could not be collected and validated post exams
n/a	Not applicable, no pupils in the relevant year of study
JH	Junior High School, no year 12 or post 16 pupils

## Post-Primary School Annual Area Profile 2022

DE Ref No	School Name	Status	Council Area
5210143	Tandragee Junior High School	Controlled	ARMAGH CITY, BANBRIDGE AND CRAIGAVON

Annual Census Information				
Year	Total pupils Y8-Y12	6 <sup>th</sup> Form	Total Enrolment	Pupils in IMU
2018/19	310	0	310	0
2019/20	311	0	311	0
2020/21	324	0	324	0
2021/22	302	0	302	0
Approved Enrolment Number				320
Approved Admissions Number				105
Year 8 Pupils 2021/22				91
First Preference Applications 2021/22				73
% FSME				22.52

Educational Achievements				
Year	5+ GCSE A*-C % of year 12 pupils achieving 5+ GCSEs grades A*-C (including equivalents)	5+ GCSE A*-C inc English & Maths % of year 12 pupils achieving 5+ GCSEs grades A*-C (including equivalents) Including English and Maths	3+ A Levels A*-C % of pupils achieving 3+ A Level grades A*-C (including equivalents)	2+ A Levels A*-E % of pupils achieving 2+ A Level grades A*-E (including equivalents)
2018/19	JH	JH	JH	JH
2019/20	Not available	Not available	Not available	Not available
2020/21	Not available	Not available	Not available	Not available
In formal intervention any period 1 April 2021-31 March 2022				

EF Compliant	
Key Stage 4 compliant	
Post-16 compliant	

Budgets			
Year	Available Delegated Resources £	Surplus/Deficit £	Surplus/Deficit %
2018/19	1,414,288	62,086	4.39%
2019/20	1,442,023	8,733	0.61%
2020/21	1,549,209	-41,644	-2.69%

KEY TO SYMBOLS & TEXT USED IN DATA ABOVE	
Symbol/Text	Definition
*	Relates to fewer than 5 cases
#	Means that a figure greater than or equal to 5 had been treated to prevent disclosure of a small number elsewhere
-	School not open in this academic year or closed in the previous academic year so data could not be collected and validated post exams
n/a	Not applicable, no pupils in the relevant year of study
JH	Junior High School, no year 12 or post 16 pupils



## Post-Primary School Annual Area Profile 2022

DE Ref No	School Name	Status	Council Area
5420263	The Royal School Armagh	Voluntary	ARMAGH CITY, BANBRIDGE AND CRAIGAVON

Annual Census Information				
Year	Total pupils Y8-Y12	6 <sup>th</sup> Form	Total Enrolment	Pupils in IMU
2018/19	526	221	747	0
2019/20	520	248	768	0
2020/21	528	264	792	0
2021/22	527	273	800	0
<b>Approved Enrolment Number</b>				650
<b>Approved Admissions Number</b>				100
<b>Year 8 Pupils 2021/22</b>				105
<b>First Preference Applications 2021/22</b>				137
<b>% FSME</b>				7.88

Educational Achievements				
Year	5+ GCSE A*-C % of year 12 pupils achieving 5+ GCSEs grades A*-C (including equivalents)	5+ GCSE A*-C inc English & Maths % of year 12 pupils achieving 5+ GCSEs grades A*-C (including equivalents) Including English and Maths	3+ A Levels A*-C % of pupils achieving 3+ A Level grades A*-C (including equivalents)	2+ A Levels A*-E % of pupils achieving 2+ A Level grades A*-E (including equivalents)
2018/19	96.2	95.3	77.6	100.0
2019/20	Not available	Not available	Not available	Not available
2020/21	Not available	Not available	Not available	Not available
In formal intervention any period 1 April 2021-31 March 2022				

EF Compliant	
Key Stage 4 compliant	Y
Post-16 compliant	Y

Budgets			
Year	Available Delegated Resources £	Surplus/Deficit £	Surplus/Deficit %
2018/19			
2019/20			
2020/21			

KEY TO SYMBOLS & TEXT USED IN DATA ABOVE	
Symbol/Text	Definition
*	Relates to fewer than 5 cases
#	Means that a figure greater than or equal to 5 had been treated to prevent disclosure of a small number elsewhere
-	School not open in this academic year or closed in the previous academic year so data could not be collected and validated post exams
n/a	Not applicable, no pupils in the relevant year of study
JH	Junior High School, no year 12 or post 16 pupils

**Belfast**  
**District Council**

## SUMMARY DATA FOR POST-PRIMARY SCHOOLS IN THE BELFAST DISTRICT COUNCIL AREA

Management Type	Total – Enrolments	Numbers of Schools	Total Approved Enrolment
Controlled	6,406	7	6,065
Voluntary	15,824	14	15,106
Catholic Maintained	7,747	8	7,995
Other Maintained	841	1	800
Grant Maintained Integrated	1,771	2	1,810

### Available School Places

In post-primary schools there has been an increase of 71 in the number of available places compared to the corresponding figure in the 2021 Annual Area Profiles.

### School Finance and Enrolment

The chart overleaf summarises the financial position of the schools in the council area between 2018/19 and 2020/21. The Authority does not retain information for voluntary grammar and grant maintained schools and these are shown under the “no budgetary information” category.

The chart overleaf also summarises the enrolment history of the schools between 2018/19 and 2021/22.

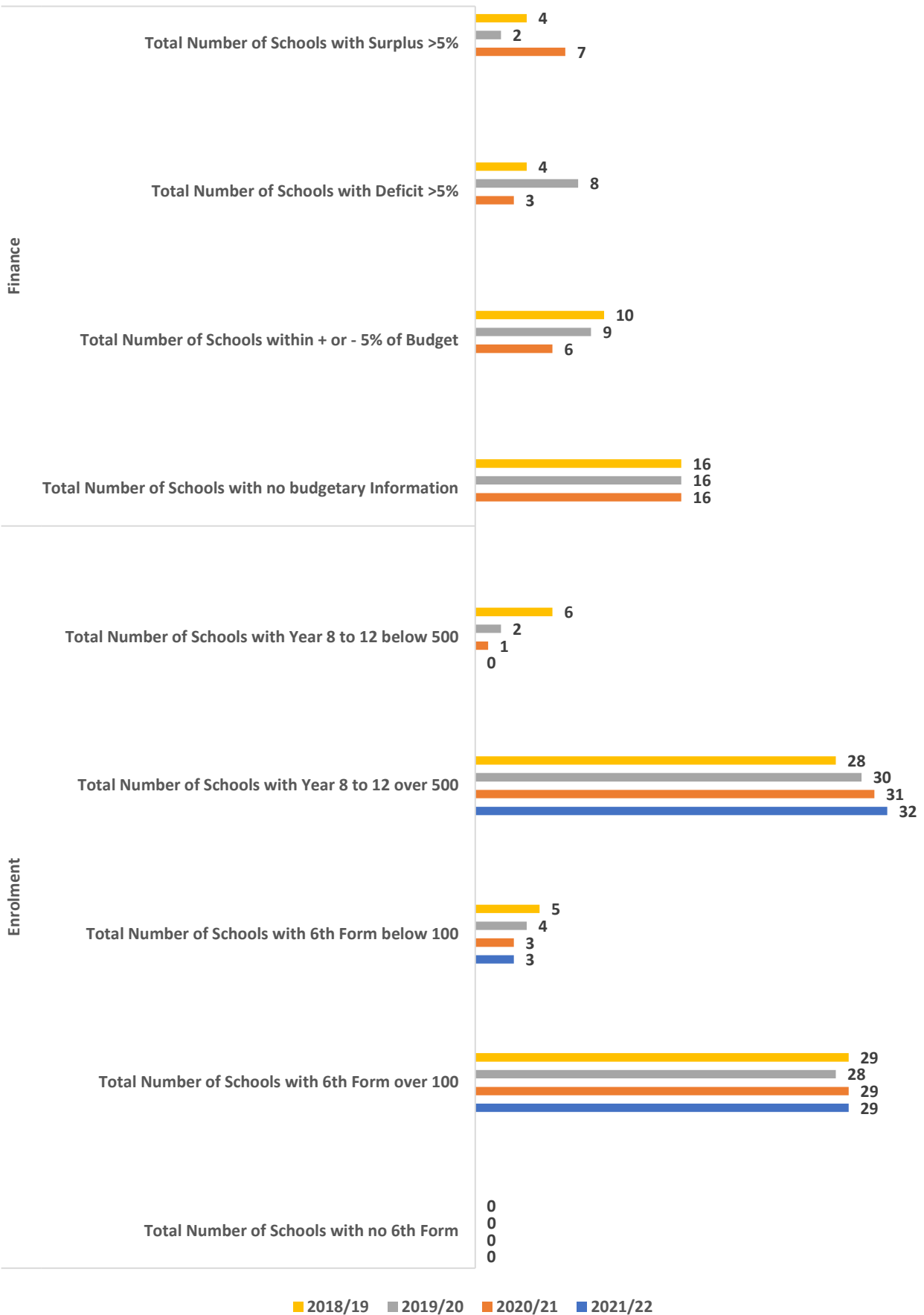
This data is assessed against the sustainable schools criteria:

- In 2021/22 there were 0 schools with a year 8 to 12 enrolment below 500.
- In 2021/22 there were 3 schools with a 6<sup>th</sup> form below 100.
- The number of schools with a deficit greater than 5% decreased in 2020/21 when compared to the previous years.

### Compliance with the Entitlement Framework Requirements (Post-Primary Schools)

In 2021/22 there were a total of 31 schools that complied with the KS4 component of the EF which was a decrease in the number of schools when compared to 2020/21. In addition 27 schools in 2021/22 were compliant with the post-16 component which was a decrease in the number of schools compared to 2020/21.

## Belfast City Council Area Finance and Enrolment Summary



## Post-Primary School Annual Area Profile 2022

DE Ref No	School Name	Status	Council Area
1230324	All Saints College (opened September 2019)	Catholic Maintained	BELFAST

Annual Census Information				
Year	Total pupils Y8-Y12	6 <sup>th</sup> Form	Total Enrolment	Pupils in IMU
2018/19	-	-	-	-
2019/20	756	120	876	0
2020/21	721	156	877	0
2021/22	721	176	897	0
Approved Enrolment Number				1000
Approved Admissions Number				150
Year 8 Pupils 2021/22				132
First Preference Applications 2021/22				62
% FSME				70.9

Educational Achievements				
Year	5+ GCSE A*-C % of year 12 pupils achieving 5+ GCSEs grades A*-C (including equivalents)	5+ GCSE A*-C inc English & Maths % of year 12 pupils achieving 5+ GCSEs grades A*-C (including equivalents) Including English and Maths	3+ A Levels A*-C % of pupils achieving 3+ A Level grades A*-C (including equivalents)	2+ A Levels A*-E % of pupils achieving 2+ A Level grades A*-E (including equivalents)
2018/19	-	-	-	-
2019/20	Not available	Not available	Not available	Not available
2020/21	Not available	Not available	Not available	Not available
In formal intervention any period 1 April 2021-31 March 2022				

EF Compliant	
Key Stage 4 compliant	Y
Post-16 compliant	Y

Budgets			
Year	Available Delegated Resources £	Surplus/Deficit £	Surplus/Deficit %
2018/19			
2019/20	3,226,888	125,933	3.90%
2020/21	5,062,183	-205,705	-4.06%

KEY TO SYMBOLS & TEXT USED IN DATA ABOVE	
Symbol/Text	Definition
*	Relates to fewer than 5 cases
#	Means that a figure greater than or equal to 5 had been treated to prevent disclosure of a small number elsewhere
-	School not open in this academic year or closed in the previous academic year so data could not be collected and validated post exams
n/a	Not applicable, no pupils in the relevant year of study
JH	Junior High School, no year 12 or post 16 pupils

## Post-Primary School Annual Area Profile 2022

DE Ref No	School Name	Status	Council Area
1420277	Aquinas Diocesan Grammar School	Voluntary	BELFAST

Annual Census Information				
Year	Total pupils Y8-Y12	6 <sup>th</sup> Form	Total Enrolment	Pupils in IMU
2018/19	592	241	833	0
2019/20	614	233	847	0
2020/21	631	232	863	0
2021/22	667	228	895	0
Approved Enrolment Number				770
Approved Admissions Number				130
Year 8 Pupils 2021/22				156
First Preference Applications 2021/22				201
% FSME				7.37

Educational Achievements				
Year	5+ GCSE A*-C % of year 12 pupils achieving 5+ GCSEs grades A*-C (including equivalents)	5+ GCSE A*-C inc English & Maths % of year 12 pupils achieving 5+ GCSEs grades A*-C (including equivalents) Including English and Maths	3+ A Levels A*-C % of pupils achieving 3+ A Level grades A*-C (including equivalents)	2+ A Levels A*-E % of pupils achieving 2+ A Level grades A*-E (including equivalents)
2018/19	100.0	100.0	84.3	100.0
2019/20	Not available	Not available	Not available	Not available
2020/21	Not available	Not available	Not available	Not available
In formal intervention any period 1 April 2021-31 March 2022				

EF Compliant	
Key Stage 4 compliant	Y
Post-16 compliant	Y

Budgets			
Year	Available Delegated Resources £	Surplus/Deficit £	Surplus/Deficit %
2018/19			
2019/20			
2020/21			

KEY TO SYMBOLS & TEXT USED IN DATA ABOVE	
Symbol/Text	Definition
*	Relates to fewer than 5 cases
#	Means that a figure greater than or equal to 5 had been treated to prevent disclosure of a small number elsewhere
-	School not open in this academic year or closed in the previous academic year so data could not be collected and validated post exams
n/a	Not applicable, no pupils in the relevant year of study
JH	Junior High School, no year 12 or post 16 pupils

## Post-Primary School Annual Area Profile 2022

DE Ref No	School Name	Status	Council Area
1210015	Ashfield Boys' High School	Controlled	BELFAST

Annual Census Information				
Year	Total pupils Y8-Y12	6 <sup>th</sup> Form	Total Enrolment	Pupils in IMU
2018/19	622	143	765	0
2019/20	655	127	782	0
2020/21	703	148	851	0
2021/22	734	175	909	0
Approved Enrolment Number				700
Approved Admissions Number				140
Year 8 Pupils 2021/22				163
First Preference Applications 2021/22				106
% FSME				46.97

Educational Achievements				
Year	5+ GCSE A*-C % of year 12 pupils achieving 5+ GCSEs grades A*-C (including equivalents)	5+ GCSE A*-C inc English & Maths % of year 12 pupils achieving 5+ GCSEs grades A*-C (including equivalents) Including English and Maths	3+ A Levels A*-C % of pupils achieving 3+ A Level grades A*-C (including equivalents)	2+ A Levels A*-E % of pupils achieving 2+ A Level grades A*-E (including equivalents)
2018/19	72.2	41.7	72.6	93.5
2019/20	Not available	Not available	Not available	Not available
2020/21	Not available	Not available	Not available	Not available
In formal intervention any period 1 April 2021-31 March 2022				

EF Compliant	
Key Stage 4 compliant	N
Post-16 compliant	Y

Budgets			
Year	Available Delegated Resources £	Surplus/Deficit £	Surplus/Deficit %
2018/19	3,192,407	-178,611	-5.59%
2019/20	3,424,366	-253,171	-7.39%
2020/21	3,968,344	-94,315	-2.38%

KEY TO SYMBOLS & TEXT USED IN DATA ABOVE	
Symbol/Text	Definition
*	Relates to fewer than 5 cases
#	Means that a figure greater than or equal to 5 had been treated to prevent disclosure of a small number elsewhere
-	School not open in this academic year or closed in the previous academic year so data could not be collected and validated post exams
n/a	Not applicable, no pupils in the relevant year of study
JH	Junior High School, no year 12 or post 16 pupils

## Post-Primary School Annual Area Profile 2022

DE Ref No	School Name	Status	Council Area
1210014	Ashfield Girls' High School	Controlled	BELFAST

Annual Census Information				
Year	Total pupils Y8-Y12	6 <sup>th</sup> Form	Total Enrolment	Pupils in IMU
2018/19	595	104	699	0
2019/20	607	97	704	0
2020/21	617	110	727	0
2021/22	614	113	727	0
Approved Enrolment Number				660
Approved Admissions Number				113
Year 8 Pupils 2021/22				118
First Preference Applications 2021/22				72
% FSME				42.5

Educational Achievements				
Year	5+ GCSE A*-C % of year 12 pupils achieving 5+ GCSEs grades A*-C (including equivalents)	5+ GCSE A*-C inc English & Maths % of year 12 pupils achieving 5+ GCSEs grades A*-C (including equivalents) Including English and Maths	3+ A Levels A*-C % of pupils achieving 3+ A Level grades A*-C (including equivalents)	2+ A Levels A*-E % of pupils achieving 2+ A Level grades A*-E (including equivalents)
2018/19	71.6	48.0	56.0	100.0
2019/20	Not available	Not available	Not available	Not available
2020/21	Not available	Not available	Not available	Not available
In formal intervention any period 1 April 2021-31 March 2022				

EF Compliant	
Key Stage 4 compliant	Y
Post-16 compliant	N

Budgets			
Year	Available Delegated Resources £	Surplus/Deficit £	Surplus/Deficit %
2018/19	3,212,548	50,912	1.58%
2019/20	3,342,699	17,314	0.52%
2020/21	3,756,434	209,915	5.59%

KEY TO SYMBOLS & TEXT USED IN DATA ABOVE	
Symbol/Text	Definition
*	Relates to fewer than 5 cases
#	Means that a figure greater than or equal to 5 had been treated to prevent disclosure of a small number elsewhere
-	School not open in this academic year or closed in the previous academic year so data could not be collected and validated post exams
n/a	Not applicable, no pupils in the relevant year of study
JH	Junior High School, no year 12 or post 16 pupils



## Post-Primary School Annual Area Profile 2022

DE Ref No	School Name	Status	Council Area
1210022	Belfast Boys' Model School	Controlled	BELFAST

Annual Census Information				
Year	Total pupils Y8-Y12	6 <sup>th</sup> Form	Total Enrolment	Pupils in IMU
2018/19	850	153	1003	0
2019/20	923	125	1048	0
2020/21	922	171	1093	0
2021/22	904	170	1074	0
Approved Enrolment Number				1100
Approved Admissions Number				200
Year 8 Pupils 2021/22				171
First Preference Applications 2021/22				113
% FSME				54.75

Educational Achievements				
Year	5+ GCSE A*-C % of year 12 pupils achieving 5+ GCSEs grades A*-C (including equivalents)	5+ GCSE A*-C inc English & Maths % of year 12 pupils achieving 5+ GCSEs grades A*-C (including equivalents) Including English and Maths	3+ A Levels A*-C % of pupils achieving 3+ A Level grades A*-C (including equivalents)	2+ A Levels A*-E % of pupils achieving 2+ A Level grades A*-E (including equivalents)
2018/19	80.3	54.1	62.3	100.0
2019/20	Not available	Not available	Not available	Not available
2020/21	Not available	Not available	Not available	Not available
In formal intervention any period 1 April 2021-31 March 2022				

EF Compliant	
Key Stage 4 compliant	Y
Post-16 compliant	Y

Budgets			
Year	Available Delegated Resources £	Surplus/Deficit £	Surplus/Deficit %
2018/19	5,403,232	386,879	7.16%
2019/20	5,570,799	167,034	3.00%
2020/21	6,105,500	326,996	5.36%

KEY TO SYMBOLS & TEXT USED IN DATA ABOVE	
Symbol/Text	Definition
*	Relates to fewer than 5 cases
#	Means that a figure greater than or equal to 5 had been treated to prevent disclosure of a small number elsewhere
-	School not open in this academic year or closed in the previous academic year so data could not be collected and validated post exams
n/a	Not applicable, no pupils in the relevant year of study
JH	Junior High School, no year 12 or post 16 pupils

## Post-Primary School Annual Area Profile 2022

DE Ref No	School Name	Status	Council Area
1210021	Belfast Model School for Girls	Controlled	BELFAST

Annual Census Information				
Year	Total pupils Y8-Y12	6 <sup>th</sup> Form	Total Enrolment	Pupils in IMU
2018/19	794	189	983	0
2019/20	836	175	1011	0
2020/21	869	190	1059	0
2021/22	917	191	1108	0
Approved Enrolment Number				1050
Approved Admissions Number				200
Year 8 Pupils 2021/22				202
First Preference Applications 2021/22				166
% FSME				55.42

Educational Achievements				
Year	5+ GCSE A*-C % of year 12 pupils achieving 5+ GCSEs grades A*-C (including equivalents)	5+ GCSE A*-C inc English & Maths % of year 12 pupils achieving 5+ GCSEs grades A*-C (including equivalents) Including English and Maths	3+ A Levels A*-C % of pupils achieving 3+ A Level grades A*-C (including equivalents)	2+ A Levels A*-E % of pupils achieving 2+ A Level grades A*-E (including equivalents)
2018/19	70.3	37.3	47.2	98.6
2019/20	Not available	Not available	Not available	Not available
2020/21	Not available	Not available	Not available	Not available
In formal intervention any period 1 April 2021-31 March 2022				

EF Compliant	
Key Stage 4 compliant	Y
Post-16 compliant	N

Budgets			
Year	Available Delegated Resources £	Surplus/Deficit £	Surplus/Deficit %
2018/19	5,010,061	206,360	4.12%
2019/20	5,250,936	113,129	2.15%
2020/21	5,808,738	452,703	7.79%

KEY TO SYMBOLS & TEXT USED IN DATA ABOVE	
Symbol/Text	Definition
*	Relates to fewer than 5 cases
#	Means that a figure greater than or equal to 5 had been treated to prevent disclosure of a small number elsewhere
-	School not open in this academic year or closed in the previous academic year so data could not be collected and validated post exams
n/a	Not applicable, no pupils in the relevant year of study
JH	Junior High School, no year 12 or post 16 pupils

## Post-Primary School Annual Area Profile 2022

DE Ref No	School Name	Status	Council Area
1420028	Belfast Royal Academy	Voluntary	BELFAST

Annual Census Information				
Year	Total pupils Y8-Y12	6 <sup>th</sup> Form	Total Enrolment	Pupils in IMU
2018/19	1059	384	1443	0
2019/20	1059	389	1448	0
2020/21	1052	386	1438	0
2021/22	1050	390	1440	0
Approved Enrolment Number				1410
Approved Admissions Number				200
Year 8 Pupils 2021/22				210
First Preference Applications 2021/22				304
% FSME				15

Educational Achievements				
Year	5+ GCSE A*-C % of year 12 pupils achieving 5+ GCSEs grades A*-C (including equivalents)	5+ GCSE A*-C inc English & Maths % of year 12 pupils achieving 5+ GCSEs grades A*-C (including equivalents) Including English and Maths	3+ A Levels A*-C % of pupils achieving 3+ A Level grades A*-C (including equivalents)	2+ A Levels A*-E % of pupils achieving 2+ A Level grades A*-E (including equivalents)
2018/19	98.0	98.0	74.1	100.0
2019/20	Not available	Not available	Not available	Not available
2020/21	Not available	Not available	Not available	Not available
In formal intervention any period 1 April 2021-31 March 2022				

EF Compliant	
Key Stage 4 compliant	Y
Post-16 compliant	Y

Budgets			
Year	Available Delegated Resources £	Surplus/Deficit £	Surplus/Deficit %
2018/19			
2019/20			
2020/21			

KEY TO SYMBOLS & TEXT USED IN DATA ABOVE	
Symbol/Text	Definition
*	Relates to fewer than 5 cases
#	Means that a figure greater than or equal to 5 had been treated to prevent disclosure of a small number elsewhere
-	School not open in this academic year or closed in the previous academic year so data could not be collected and validated post exams
n/a	Not applicable, no pupils in the relevant year of study
JH	Junior High School, no year 12 or post 16 pupils

## Post-Primary School Annual Area Profile 2022

DE Ref No	School Name	Status	Council Area
1230321	Blessed Trinity College (opened September 2017)	Catholic Maintained	BELFAST

Annual Census Information				
Year	Total pupils Y8-Y12	6 <sup>th</sup> Form	Total Enrolment	Pupils in IMU
2018/19	961	278	1239	0
2019/20	1014	269	1283	0
2020/21	986	302	1288	0
2021/22	989	310	1299	0
Approved Enrolment Number				1300
Approved Admissions Number				205
Year 8 Pupils 2021/22				207
First Preference Applications 2021/22				115
% FSME				56.74

Educational Achievements				
Year	5+ GCSE A*-C % of year 12 pupils achieving 5+ GCSEs grades A*-C (including equivalents)	5+ GCSE A*-C inc English & Maths % of year 12 pupils achieving 5+ GCSEs grades A*-C (including equivalents) Including English and Maths	3+ A Levels A*-C % of pupils achieving 3+ A Level grades A*-C (including equivalents)	2+ A Levels A*-E % of pupils achieving 2+ A Level grades A*-E (including equivalents)
2018/19	66.9	41.4	74.2	99.0
2019/20	Not available	Not available	Not available	Not available
2020/21	Not available	Not available	Not available	Not available
In formal intervention any period 1 April 2021-31 March 2022				

EF Compliant	
Key Stage 4 compliant	Y
Post-16 compliant	Y

Budgets			
Year	Available Delegated Resources £	Surplus/Deficit £	Surplus/Deficit %
2018/19	6,410,737	597,737	9.32%
2019/20	6,707,809	469,447	7.00%
2020/21	7,723,669	830,839	10.76%

KEY TO SYMBOLS & TEXT USED IN DATA ABOVE	
Symbol/Text	Definition
*	Relates to fewer than 5 cases
#	Means that a figure greater than or equal to 5 had been treated to prevent disclosure of a small number elsewhere
-	School not open in this academic year or closed in the previous academic year so data could not be collected and validated post exams
n/a	Not applicable, no pupils in the relevant year of study
JH	Junior High School, no year 12 or post 16 pupils

## Post-Primary School Annual Area Profile 2022

DE Ref No	School Name	Status	Council Area
1410315	Bloomfield Collegiate	Controlled	BELFAST

Annual Census Information				
Year	Total pupils Y8-Y12	6 <sup>th</sup> Form	Total Enrolment	Pupils in IMU
2018/19	529	167	696	0
2019/20	543	166	709	0
2020/21	535	186	721	0
2021/22	530	174	704	0
Approved Enrolment Number				710
Approved Admissions Number				100
Year 8 Pupils 2021/22				102
First Preference Applications 2021/22				80
% FSME				15.2

Educational Achievements				
Year	5+ GCSE A*-C % of year 12 pupils achieving 5+ GCSEs grades A*-C (including equivalents)	5+ GCSE A*-C inc English & Maths % of year 12 pupils achieving 5+ GCSEs grades A*-C (including equivalents) Including English and Maths	3+ A Levels A*-C % of pupils achieving 3+ A Level grades A*-C (including equivalents)	2+ A Levels A*-E % of pupils achieving 2+ A Level grades A*-E (including equivalents)
2018/19	93.3	91.3	61.9	98.8
2019/20	Not available	Not available	Not available	Not available
2020/21	Not available	Not available	Not available	Not available
In formal intervention any period 1 April 2021-31 March 2022				

EF Compliant	
Key Stage 4 compliant	Y
Post-16 compliant	Y

Budgets			
Year	Available Delegated Resources £	Surplus/Deficit £	Surplus/Deficit %
2018/19	2,193,934	-858,891	-39.15%
2019/20	2,149,976	-864,859	-40.23%
2020/21	2,548,553	-537,325	-21.08%

KEY TO SYMBOLS & TEXT USED IN DATA ABOVE	
Symbol/Text	Definition
*	Relates to fewer than 5 cases
#	Means that a figure greater than or equal to 5 had been treated to prevent disclosure of a small number elsewhere
-	School not open in this academic year or closed in the previous academic year so data could not be collected and validated post exams
n/a	Not applicable, no pupils in the relevant year of study
JH	Junior High School, no year 12 or post 16 pupils

## Post-Primary School Annual Area Profile 2022

DE Ref No	School Name	Status	Council Area
1420020	Campbell College	Voluntary	BELFAST

Annual Census Information				
Year	Total pupils Y8-Y12	6 <sup>th</sup> Form	Total Enrolment	Pupils in IMU
2018/19	728	185	913	0
2019/20	755	199	954	0
2020/21	756	230	986	0
2021/22	752	263	1015	0
Approved Enrolment Number				950
Approved Admissions Number				130
Year 8 Pupils 2021/22				133
First Preference Applications 2021/22				97
% FSME				2.96

Educational Achievements				
Year	5+ GCSE A*-C % of year 12 pupils achieving 5+ GCSEs grades A*-C (including equivalents)	5+ GCSE A*-C inc English & Maths % of year 12 pupils achieving 5+ GCSEs grades A*-C (including equivalents) Including English and Maths	3+ A Levels A*-C % of pupils achieving 3+ A Level grades A*-C (including equivalents)	2+ A Levels A*-E % of pupils achieving 2+ A Level grades A*-E (including equivalents)
2018/19	89.1	82.5	65.9	97.6
2019/20	Not available	Not available	Not available	Not available
2020/21	Not available	Not available	Not available	Not available
In formal intervention any period 1 April 2021-31 March 2022				

EF Compliant	
Key Stage 4 compliant	Y
Post-16 compliant	Y

Budgets			
Year	Available Delegated Resources £	Surplus/Deficit £	Surplus/Deficit %
2018/19			
2019/20			
2020/21			

KEY TO SYMBOLS & TEXT USED IN DATA ABOVE	
Symbol/Text	Definition
*	Relates to fewer than 5 cases
#	Means that a figure greater than or equal to 5 had been treated to prevent disclosure of a small number elsewhere
-	School not open in this academic year or closed in the previous academic year so data could not be collected and validated post exams
n/a	Not applicable, no pupils in the relevant year of study
JH	Junior High School, no year 12 or post 16 pupils

## Post-Primary School Annual Area Profile 2022

DE Ref No	School Name	Status	Council Area
1230146	Christian Brothers' School (amalgated August 2019)	Catholic Maintained	BELFAST

Annual Census Information				
Year	Total pupils Y8-Y12	6 <sup>th</sup> Form	Total Enrolment	Pupils in IMU
2018/19	438	141	579	0
2019/20	-	-	-	-
2020/21	-	-	-	-
2021/22	-	-	-	-
Approved Enrolment Number				-
Approved Admissions Number				-
Year 8 Pupils 2021/22				-
First Preference Applications 2021/22				-
% FSME				-

Educational Achievements				
Year	5+ GCSE A*-C % of year 12 pupils achieving 5+ GCSEs grades A*-C (including equivalents)	5+ GCSE A*-C inc English & Maths % of year 12 pupils achieving 5+ GCSEs grades A*-C (including equivalents) Including English and Maths	3+ A Levels A*-C % of pupils achieving 3+ A Level grades A*-C (including equivalents)	2+ A Levels A*-E % of pupils achieving 2+ A Level grades A*-E (including equivalents)
2018/19	-	-	-	-
2019/20	Not available	Not available	Not available	Not available
2020/21	Not available	Not available	Not available	Not available
In formal intervention any period 1 April 2021-31 March 2022				

EF Compliant	
Key Stage 4 compliant	
Post-16 compliant	

Budgets			
Year	Available Delegated Resources £	Surplus/Deficit £	Surplus/Deficit %
2018/19	2,519,509	-198,967	-7.90%
2019/20	879,806	-161,415	-18.35%
2020/21			

KEY TO SYMBOLS & TEXT USED IN DATA ABOVE	
Symbol/Text	Definition
*	Relates to fewer than 5 cases
#	Means that a figure greater than or equal to 5 had been treated to prevent disclosure of a small number elsewhere
-	School not open in this academic year or closed in the previous academic year so data could not be collected and validated post exams
n/a	Not applicable, no pupils in the relevant year of study
JH	Junior High School, no year 12 or post 16 pupils

## Post-Primary School Annual Area Profile 2022

DE Ref No	School Name	Status	Council Area
1240291	Coláiste Feirste	Other Maintained	BELFAST

Annual Census Information				
Year	Total pupils Y8-Y12	6 <sup>th</sup> Form	Total Enrolment	Pupils in IMU
2018/19	533	145	678	0
2019/20	572	149	721	0
2020/21	644	149	793	0
2021/22	679	162	841	0
Approved Enrolment Number				800
Approved Admissions Number				150
Year 8 Pupils 2021/22				161
First Preference Applications 2021/22				138
% FSME				53.75

Educational Achievements				
Year	5+ GCSE A*-C % of year 12 pupils achieving 5+ GCSEs grades A*-C (including equivalents)	5+ GCSE A*-C inc English & Maths % of year 12 pupils achieving 5+ GCSEs grades A*-C (including equivalents) Including English and Maths	3+ A Levels A*-C % of pupils achieving 3+ A Level grades A*-C (including equivalents)	2+ A Levels A*-E % of pupils achieving 2+ A Level grades A*-E (including equivalents)
2018/19	84.9	57.5	43.1	77.6
2019/20	Not available	Not available	Not available	Not available
2020/21	Not available	Not available	Not available	Not available
In formal intervention any period 1 April 2021-31 March 2022				

EF Compliant	
Key Stage 4 compliant	Y
Post-16 compliant	N

Budgets			
Year	Available Delegated Resources £	Surplus/Deficit £	Surplus/Deficit %
2018/19	3,431,863	-22,940	-0.67%
2019/20	3,755,024	24,443	0.65%
2020/21	4,228,299	108,814	2.57%

KEY TO SYMBOLS & TEXT USED IN DATA ABOVE	
Symbol/Text	Definition
*	Relates to fewer than 5 cases
#	Means that a figure greater than or equal to 5 had been treated to prevent disclosure of a small number elsewhere
-	School not open in this academic year or closed in the previous academic year so data could not be collected and validated post exams
n/a	Not applicable, no pupils in the relevant year of study
JH	Junior High School, no year 12 or post 16 pupils



## Post-Primary School Annual Area Profile 2022

DE Ref No	School Name	Status	Council Area
1230262	Corpus Christi College (amalgated August 2019)	Catholic Maintained	BELFAST

Annual Census Information				
Year	Total pupils Y8-Y12	6 <sup>th</sup> Form	Total Enrolment	Pupils in IMU
2018/19	185	44	229	0
2019/20	-	-	-	-
2020/21	-	-	-	-
2021/22	-	-	-	-
Approved Enrolment Number				-
Approved Admissions Number				-
Year 8 Pupils 2021/22				-
First Preference Applications 2021/22				-
% FSME				-

Educational Achievements				
Year	5+ GCSE A*-C % of year 12 pupils achieving 5+ GCSEs grades A*-C (including equivalents)	5+ GCSE A*-C inc English & Maths % of year 12 pupils achieving 5+ GCSEs grades A*-C (including equivalents) Including English and Maths	3+ A Levels A*-C % of pupils achieving 3+ A Level grades A*-C (including equivalents)	2+ A Levels A*-E % of pupils achieving 2+ A Level grades A*-E (including equivalents)
2018/19	-	-	-	-
2019/20	Not available	Not available	Not available	Not available
2020/21	Not available	Not available	Not available	Not available
In formal intervention any period 1 April 2021-31 March 2022				

EF Compliant	
Key Stage 4 compliant	
Post-16 compliant	

Budgets			
Year	Available Delegated Resources £	Surplus/Deficit £	Surplus/Deficit %
2018/19	1,339,744	-19,193	-1.43%
2019/20	590,327	-202,222	-34.26%
2020/21			

KEY TO SYMBOLS & TEXT USED IN DATA ABOVE	
Symbol/Text	Definition
*	Relates to fewer than 5 cases
#	Means that a figure greater than or equal to 5 had been treated to prevent disclosure of a small number elsewhere
-	School not open in this academic year or closed in the previous academic year so data could not be collected and validated post exams
n/a	Not applicable, no pupils in the relevant year of study
JH	Junior High School, no year 12 or post 16 pupils

## Post-Primary School Annual Area Profile 2022

DE Ref No	School Name	Status	Council Area
1230182	De La Salle College	Catholic Maintained	BELFAST

Annual Census Information				
Year	Total pupils Y8-Y12	6 <sup>th</sup> Form	Total Enrolment	Pupils in IMU
2018/19	717	212	929	0
2019/20	700	184	884	0
2020/21	666	202	868	0
2021/22	608	181	789	0
Approved Enrolment Number				1025
Approved Admissions Number				163
Year 8 Pupils 2021/22				110
First Preference Applications 2021/22				68
% FSME				54.63

Educational Achievements				
Year	5+ GCSE A*-C % of year 12 pupils achieving 5+ GCSEs grades A*-C (including equivalents)	5+ GCSE A*-C inc English & Maths % of year 12 pupils achieving 5+ GCSEs grades A*-C (including equivalents) Including English and Maths	3+ A Levels A*-C % of pupils achieving 3+ A Level grades A*-C (including equivalents)	2+ A Levels A*-E % of pupils achieving 2+ A Level grades A*-E (including equivalents)
2018/19	76.2	37.1	29.3	93.1
2019/20	Not available	Not available	Not available	Not available
2020/21	Not available	Not available	Not available	Not available
In formal intervention any period 1 April 2021-31 March 2022				Y

EF Compliant	
Key Stage 4 compliant	Y
Post-16 compliant	Y

Budgets			
Year	Available Delegated Resources £	Surplus/Deficit £	Surplus/Deficit %
2018/19	4,684,148	139,544	2.98%
2019/20	4,614,023	-250,732	-5.43%
2020/21	4,526,914	-490,176	-10.83%

KEY TO SYMBOLS & TEXT USED IN DATA ABOVE	
Symbol/Text	Definition
*	Relates to fewer than 5 cases
#	Means that a figure greater than or equal to 5 had been treated to prevent disclosure of a small number elsewhere
-	School not open in this academic year or closed in the previous academic year so data could not be collected and validated post exams
n/a	Not applicable, no pupils in the relevant year of study
JH	Junior High School, no year 12 or post 16 pupils

## Post-Primary School Annual Area Profile 2022

DE Ref No	School Name	Status	Council Area
1420082	Dominican College	Voluntary	BELFAST

Annual Census Information				
Year	Total pupils Y8-Y12	6 <sup>th</sup> Form	Total Enrolment	Pupils in IMU
2018/19	756	248	1004	0
2019/20	775	270	1045	0
2020/21	790	290	1080	0
2021/22	813	263	1076	0
Approved Enrolment Number				1050
Approved Admissions Number				160
Year 8 Pupils 2021/22				164
First Preference Applications 2021/22				178
% FSME				18.77

Educational Achievements				
Year	5+ GCSE A*-C % of year 12 pupils achieving 5+ GCSEs grades A*-C (including equivalents)	5+ GCSE A*-C inc English & Maths % of year 12 pupils achieving 5+ GCSEs grades A*-C (including equivalents) Including English and Maths	3+ A Levels A*-C % of pupils achieving 3+ A Level grades A*-C (including equivalents)	2+ A Levels A*-E % of pupils achieving 2+ A Level grades A*-E (including equivalents)
2018/19	100.0	99.3	81.7	100.0
2019/20	Not available	Not available	Not available	Not available
2020/21	Not available	Not available	Not available	Not available
In formal intervention any period 1 April 2021-31 March 2022				

EF Compliant	
Key Stage 4 compliant	Y
Post-16 compliant	Y

Budgets			
Year	Available Delegated Resources £	Surplus/Deficit £	Surplus/Deficit %
2018/19			
2019/20			
2020/21			

KEY TO SYMBOLS & TEXT USED IN DATA ABOVE	
Symbol/Text	Definition
*	Relates to fewer than 5 cases
#	Means that a figure greater than or equal to 5 had been treated to prevent disclosure of a small number elsewhere
-	School not open in this academic year or closed in the previous academic year so data could not be collected and validated post exams
n/a	Not applicable, no pupils in the relevant year of study
JH	Junior High School, no year 12 or post 16 pupils

## Post-Primary School Annual Area Profile 2022

DE Ref No	School Name	Status	Council Area
1410079	Grosvenor Grammar School	Controlled	BELFAST

Annual Census Information				
Year	Total pupils Y8-Y12	6 <sup>th</sup> Form	Total Enrolment	Pupils in IMU
2018/19	816	271	1087	0
2019/20	815	280	1095	0
2020/21	832	278	1110	0
2021/22	852	263	1115	0
Approved Enrolment Number				1075
Approved Admissions Number				175
Year 8 Pupils 2021/22				178
First Preference Applications 2021/22				313
% FSME				10.13

Educational Achievements				
Year	5+ GCSE A*-C % of year 12 pupils achieving 5+ GCSEs grades A*-C (including equivalents)	5+ GCSE A*-C inc English & Maths % of year 12 pupils achieving 5+ GCSEs grades A*-C (including equivalents) Including English and Maths	3+ A Levels A*-C % of pupils achieving 3+ A Level grades A*-C (including equivalents)	2+ A Levels A*-E % of pupils achieving 2+ A Level grades A*-E (including equivalents)
2018/19	99.4	99.4	82.5	100.0
2019/20	Not available	Not available	Not available	Not available
2020/21	Not available	Not available	Not available	Not available
In formal intervention any period 1 April 2021-31 March 2022				

EF Compliant	
Key Stage 4 compliant	Y
Post-16 compliant	Y

Budgets			
Year	Available Delegated Resources £	Surplus/Deficit £	Surplus/Deficit %
2018/19	4,465,249	-48,313	-1.08%
2019/20	4,621,171	-118,029	-2.55%
2020/21	5,100,147	82,902	1.63%

KEY TO SYMBOLS & TEXT USED IN DATA ABOVE	
Symbol/Text	Definition
*	Relates to fewer than 5 cases
#	Means that a figure greater than or equal to 5 had been treated to prevent disclosure of a small number elsewhere
-	School not open in this academic year or closed in the previous academic year so data could not be collected and validated post exams
n/a	Not applicable, no pupils in the relevant year of study
JH	Junior High School, no year 12 or post 16 pupils

## Post-Primary School Annual Area Profile 2022

DE Ref No	School Name	Status	Council Area
1260269	Hazelwood College	GMI	BELFAST

Annual Census Information				
Year	Total pupils Y8-Y12	6 <sup>th</sup> Form	Total Enrolment	Pupils in IMU
2018/19	838	163	1001	0
2019/20	902	146	1048	0
2020/21	929	151	1080	0
2021/22	929	149	1078	0
Approved Enrolment Number				1010
Approved Admissions Number				160
Year 8 Pupils 2021/22				175
First Preference Applications 2021/22				202
% FSME				56.49

Educational Achievements				
Year	5+ GCSE A*-C % of year 12 pupils achieving 5+ GCSEs grades A*-C (including equivalents)	5+ GCSE A*-C inc English & Maths % of year 12 pupils achieving 5+ GCSEs grades A*-C (including equivalents) Including English and Maths	3+ A Levels A*-C % of pupils achieving 3+ A Level grades A*-C (including equivalents)	2+ A Levels A*-E % of pupils achieving 2+ A Level grades A*-E (including equivalents)
2018/19	90.1	47.3	77.4	100.0
2019/20	Not available	Not available	Not available	Not available
2020/21	Not available	Not available	Not available	Not available
In formal intervention any period 1 April 2021-31 March 2022				

EF Compliant	
Key Stage 4 compliant	Y
Post-16 compliant	Y

Budgets			
Year	Available Delegated Resources £	Surplus/Deficit £	Surplus/Deficit %
2018/19			
2019/20			
2020/21			

KEY TO SYMBOLS & TEXT USED IN DATA ABOVE	
Symbol/Text	Definition
*	Relates to fewer than 5 cases
#	Means that a figure greater than or equal to 5 had been treated to prevent disclosure of a small number elsewhere
-	School not open in this academic year or closed in the previous academic year so data could not be collected and validated post exams
n/a	Not applicable, no pupils in the relevant year of study
JH	Junior High School, no year 12 or post 16 pupils

## Post-Primary School Annual Area Profile 2022

DE Ref No	School Name	Status	Council Area
1420265	Hunterhouse College	Voluntary	BELFAST

Annual Census Information				
Year	Total pupils Y8-Y12	6 <sup>th</sup> Form	Total Enrolment	Pupils in IMU
2018/19	514	192	706	0
2019/20	524	177	701	0
2020/21	531	186	717	0
2021/22	536	182	718	0
Approved Enrolment Number				710
Approved Admissions Number				100
Year 8 Pupils 2021/22				100
First Preference Applications 2021/22				80
% FSME				18.94

Educational Achievements				
Year	5+ GCSE A*-C % of year 12 pupils achieving 5+ GCSEs grades A*-C (including equivalents)	5+ GCSE A*-C inc English & Maths % of year 12 pupils achieving 5+ GCSEs grades A*-C (including equivalents) Including English and Maths	3+ A Levels A*-C % of pupils achieving 3+ A Level grades A*-C (including equivalents)	2+ A Levels A*-E % of pupils achieving 2+ A Level grades A*-E (including equivalents)
2018/19	97.0	91.9	56.0	98.8
2019/20	Not available	Not available	Not available	Not available
2020/21	Not available	Not available	Not available	Not available
In formal intervention any period 1 April 2021-31 March 2022				

EF Compliant	
Key Stage 4 compliant	Y
Post-16 compliant	Y

Budgets			
Year	Available Delegated Resources £	Surplus/Deficit £	Surplus/Deficit %
2018/19			
2019/20			
2020/21			

KEY TO SYMBOLS & TEXT USED IN DATA ABOVE	
Symbol/Text	Definition
*	Relates to fewer than 5 cases
#	Means that a figure greater than or equal to 5 had been treated to prevent disclosure of a small number elsewhere
-	School not open in this academic year or closed in the previous academic year so data could not be collected and validated post exams
n/a	Not applicable, no pupils in the relevant year of study
JH	Junior High School, no year 12 or post 16 pupils

## Post-Primary School Annual Area Profile 2022

DE Ref No	School Name	Status	Council Area
1260294	Malone Integrated College	GMI	BELFAST

Annual Census Information				
Year	Total pupils Y8-Y12	6 <sup>th</sup> Form	Total Enrolment	Pupils in IMU
2018/19	414	94	508	0
2019/20	488	67	555	0
2020/21	552	76	628	0
2021/22	611	82	693	0
Approved Enrolment Number				800
Approved Admissions Number				130
Year 8 Pupils 2021/22				124
First Preference Applications 2021/22				61
% FSME				54.11

Educational Achievements				
Year	5+ GCSE A*-C % of year 12 pupils achieving 5+ GCSEs grades A*-C (including equivalents)	5+ GCSE A*-C inc English & Maths % of year 12 pupils achieving 5+ GCSEs grades A*-C (including equivalents) Including English and Maths	3+ A Levels A*-C % of pupils achieving 3+ A Level grades A*-C (including equivalents)	2+ A Levels A*-E % of pupils achieving 2+ A Level grades A*-E (including equivalents)
2018/19	93.5	50.0	65.1	95.3
2019/20	Not available	Not available	Not available	Not available
2020/21	Not available	Not available	Not available	Not available
In formal intervention any period 1 April 2021-31 March 2022				

EF Compliant	
Key Stage 4 compliant	Y
Post-16 compliant	Y

Budgets			
Year	Available Delegated Resources £	Surplus/Deficit £	Surplus/Deficit %
2018/19			
2019/20			
2020/21			

KEY TO SYMBOLS & TEXT USED IN DATA ABOVE	
Symbol/Text	Definition
*	Relates to fewer than 5 cases
#	Means that a figure greater than or equal to 5 had been treated to prevent disclosure of a small number elsewhere
-	School not open in this academic year or closed in the previous academic year so data could not be collected and validated post exams
n/a	Not applicable, no pupils in the relevant year of study
JH	Junior High School, no year 12 or post 16 pupils

## Post-Primary School Annual Area Profile 2022

DE Ref No	School Name	Status	Council Area
1230104	Mercy College	Catholic Maintained	BELFAST

Annual Census Information				
Year	Total pupils Y8-Y12	6 <sup>th</sup> Form	Total Enrolment	Pupils in IMU
2018/19	426	130	556	0
2019/20	502	149	651	0
2020/21	571	159	730	0
2021/22	634	130	764	0
Approved Enrolment Number				730
Approved Admissions Number				115
Year 8 Pupils 2021/22				133
First Preference Applications 2021/22				126
% FSME				67.41

Educational Achievements				
Year	5+ GCSE A*-C % of year 12 pupils achieving 5+ GCSEs grades A*-C (including equivalents)	5+ GCSE A*-C inc English & Maths % of year 12 pupils achieving 5+ GCSEs grades A*-C (including equivalents) Including English and Maths	3+ A Levels A*-C % of pupils achieving 3+ A Level grades A*-C (including equivalents)	2+ A Levels A*-E % of pupils achieving 2+ A Level grades A*-E (including equivalents)
2018/19	97.0	43.3	82.0	100.0
2019/20	Not available	Not available	Not available	Not available
2020/21	Not available	Not available	Not available	Not available
In formal intervention any period 1 April 2021-31 March 2022				

EF Compliant	
Key Stage 4 compliant	Y
Post-16 compliant	N

Budgets			
Year	Available Delegated Resources £	Surplus/Deficit £	Surplus/Deficit %
2018/19	1,757,488	-811,329	-46.16%
2019/20	2,193,603	-1,035,345	-47.20%
2020/21	2,827,791	-585,768	-20.71%

KEY TO SYMBOLS & TEXT USED IN DATA ABOVE	
Symbol/Text	Definition
*	Relates to fewer than 5 cases
#	Means that a figure greater than or equal to 5 had been treated to prevent disclosure of a small number elsewhere
-	School not open in this academic year or closed in the previous academic year so data could not be collected and validated post exams
n/a	Not applicable, no pupils in the relevant year of study
JH	Junior High School, no year 12 or post 16 pupils



## Post-Primary School Annual Area Profile 2022

DE Ref No	School Name	Status	Council Area
1420022	Methodist College	Voluntary	BELFAST

Annual Census Information				
Year	Total pupils Y8-Y12	6 <sup>th</sup> Form	Total Enrolment	Pupils in IMU
2018/19	1253	535	1788	0
2019/20	1275	532	1807	0
2020/21	1272	531	1803	0
2021/22	1266	535	1801	0
Approved Enrolment Number				1810
Approved Admissions Number				240
Year 8 Pupils 2021/22				245
First Preference Applications 2021/22				261
% FSME				11.22

Educational Achievements				
Year	5+ GCSE A*-C % of year 12 pupils achieving 5+ GCSEs grades A*-C (including equivalents)	5+ GCSE A*-C inc English & Maths % of year 12 pupils achieving 5+ GCSEs grades A*-C (including equivalents) Including English and Maths	3+ A Levels A*-C % of pupils achieving 3+ A Level grades A*-C (including equivalents)	2+ A Levels A*-E % of pupils achieving 2+ A Level grades A*-E (including equivalents)
2018/19	98.0	97.6	81.0	99.6
2019/20	Not available	Not available	Not available	Not available
2020/21	Not available	Not available	Not available	Not available
In formal intervention any period 1 April 2021-31 March 2022				

EF Compliant	
Key Stage 4 compliant	Y
Post-16 compliant	Y

Budgets			
Year	Available Delegated Resources £	Surplus/Deficit £	Surplus/Deficit %
2018/19			
2019/20			
2020/21			

KEY TO SYMBOLS & TEXT USED IN DATA ABOVE	
Symbol/Text	Definition
*	Relates to fewer than 5 cases
#	Means that a figure greater than or equal to 5 had been treated to prevent disclosure of a small number elsewhere
-	School not open in this academic year or closed in the previous academic year so data could not be collected and validated post exams
n/a	Not applicable, no pupils in the relevant year of study
JH	Junior High School, no year 12 or post 16 pupils

## Post-Primary School Annual Area Profile 2022

DE Ref No	School Name	Status	Council Area
4420259	Our Lady and St Patrick's College	Voluntary	BELFAST

Annual Census Information				
Year	Total pupils Y8-Y12	6 <sup>th</sup> Form	Total Enrolment	Pupils in IMU
2018/19	931	348	1279	0
2019/20	952	340	1292	0
2020/21	967	362	1329	0
2021/22	994	379	1373	0
Approved Enrolment Number				1260
Approved Admissions Number				190
Year 8 Pupils 2021/22				223
First Preference Applications 2021/22				278
% FSME				4.37

Educational Achievements				
Year	5+ GCSE A*-C % of year 12 pupils achieving 5+ GCSEs grades A*-C (including equivalents)	5+ GCSE A*-C inc English & Maths % of year 12 pupils achieving 5+ GCSEs grades A*-C (including equivalents) Including English and Maths	3+ A Levels A*-C % of pupils achieving 3+ A Level grades A*-C (including equivalents)	2+ A Levels A*-E % of pupils achieving 2+ A Level grades A*-E (including equivalents)
2018/19	100.0	100.0	91.6	99.4
2019/20	Not available	Not available	Not available	Not available
2020/21	Not available	Not available	Not available	Not available
In formal intervention any period 1 April 2021-31 March 2022				

EF Compliant	
Key Stage 4 compliant	Y
Post-16 compliant	Y

Budgets			
Year	Available Delegated Resources £	Surplus/Deficit £	Surplus/Deficit %
2018/19			
2019/20			
2020/21			

KEY TO SYMBOLS & TEXT USED IN DATA ABOVE	
Symbol/Text	Definition
*	Relates to fewer than 5 cases
#	Means that a figure greater than or equal to 5 had been treated to prevent disclosure of a small number elsewhere
-	School not open in this academic year or closed in the previous academic year so data could not be collected and validated post exams
n/a	Not applicable, no pupils in the relevant year of study
JH	Junior High School, no year 12 or post 16 pupils

## Post-Primary School Annual Area Profile 2022

DE Ref No	School Name	Status	Council Area
1420095	Rathmore Grammar School	Voluntary	BELFAST

Annual Census Information				
Year	Total pupils Y8-Y12	6 <sup>th</sup> Form	Total Enrolment	Pupils in IMU
2018/19	939	341	1280	0
2019/20	937	341	1278	0
2020/21	929	344	1273	0
2021/22	932	345	1277	0
Approved Enrolment Number				1260
Approved Admissions Number				180
Year 8 Pupils 2021/22				185
First Preference Applications 2021/22				274
% FSME				11.28

Educational Achievements				
Year	5+ GCSE A*-C % of year 12 pupils achieving 5+ GCSEs grades A*-C (including equivalents)	5+ GCSE A*-C inc English & Maths % of year 12 pupils achieving 5+ GCSEs grades A*-C (including equivalents) Including English and Maths	3+ A Levels A*-C % of pupils achieving 3+ A Level grades A*-C (including equivalents)	2+ A Levels A*-E % of pupils achieving 2+ A Level grades A*-E (including equivalents)
2018/19	100.0	99.5	89.4	100.0
2019/20	Not available	Not available	Not available	Not available
2020/21	Not available	Not available	Not available	Not available
In formal intervention any period 1 April 2021-31 March 2022				

EF Compliant	
Key Stage 4 compliant	Y
Post-16 compliant	Y

Budgets			
Year	Available Delegated Resources £	Surplus/Deficit £	Surplus/Deficit %
2018/19			
2019/20			
2020/21			

KEY TO SYMBOLS & TEXT USED IN DATA ABOVE	
Symbol/Text	Definition
*	Relates to fewer than 5 cases
#	Means that a figure greater than or equal to 5 had been treated to prevent disclosure of a small number elsewhere
-	School not open in this academic year or closed in the previous academic year so data could not be collected and validated post exams
n/a	Not applicable, no pupils in the relevant year of study
JH	Junior High School, no year 12 or post 16 pupils

## Post-Primary School Annual Area Profile 2022

DE Ref No	School Name	Status	Council Area
4230223	St Colm's High School, Dunmurry	Catholic Maintained	BELFAST

Annual Census Information				
Year	Total pupils Y8-Y12	6 <sup>th</sup> Form	Total Enrolment	Pupils in IMU
2018/19	369	61	430	0
2019/20	415	67	482	0
2020/21	470	66	536	0
2021/22	536	66	602	0
Approved Enrolment Number				680
Approved Admissions Number				132
Year 8 Pupils 2021/22				106
First Preference Applications 2021/22				81
% FSME				73.42

Educational Achievements				
Year	5+ GCSE A*-C % of year 12 pupils achieving 5+ GCSEs grades A*-C (including equivalents)	5+ GCSE A*-C inc English & Maths % of year 12 pupils achieving 5+ GCSEs grades A*-C (including equivalents) Including English and Maths	3+ A Levels A*-C % of pupils achieving 3+ A Level grades A*-C (including equivalents)	2+ A Levels A*-E % of pupils achieving 2+ A Level grades A*-E (including equivalents)
2018/19	73.0	27.0	*	93.3
2019/20	Not available	Not available	Not available	Not available
2020/21	Not available	Not available	Not available	Not available
In formal intervention any period 1 April 2021-31 March 2022				

EF Compliant	
Key Stage 4 compliant	Y
Post-16 compliant	N

Budgets			
Year	Available Delegated Resources £	Surplus/Deficit £	Surplus/Deficit %
2018/19	2,129,692	-62,593	-2.94%
2019/20	2,344,215	-142,958	-6.10%
2020/21	2,588,142	44,880	1.73%

KEY TO SYMBOLS & TEXT USED IN DATA ABOVE	
Symbol/Text	Definition
*	Relates to fewer than 5 cases
#	Means that a figure greater than or equal to 5 had been treated to prevent disclosure of a small number elsewhere
-	School not open in this academic year or closed in the previous academic year so data could not be collected and validated post exams
n/a	Not applicable, no pupils in the relevant year of study
JH	Junior High School, no year 12 or post 16 pupils

## Post-Primary School Annual Area Profile 2022

DE Ref No	School Name	Status	Council Area
1420029	St Dominic's High School	Voluntary	BELFAST

Annual Census Information				
Year	Total pupils Y8-Y12	6 <sup>th</sup> Form	Total Enrolment	Pupils in IMU
2018/19	724	298	1022	0
2019/20	757	286	1043	0
2020/21	771	279	1050	0
2021/22	790	280	1070	0
Approved Enrolment Number				966
Approved Admissions Number				141
Year 8 Pupils 2021/22				166
First Preference Applications 2021/22				220
% FSME				27.66

Educational Achievements				
Year	5+ GCSE A*-C % of year 12 pupils achieving 5+ GCSEs grades A*-C (including equivalents)	5+ GCSE A*-C inc English & Maths % of year 12 pupils achieving 5+ GCSEs grades A*-C (including equivalents) Including English and Maths	3+ A Levels A*-C % of pupils achieving 3+ A Level grades A*-C (including equivalents)	2+ A Levels A*-E % of pupils achieving 2+ A Level grades A*-E (including equivalents)
2018/19	100.0	99.3	88.8	100.0
2019/20	Not available	Not available	Not available	Not available
2020/21	Not available	Not available	Not available	Not available
In formal intervention any period 1 April 2021-31 March 2022				

EF Compliant	
Key Stage 4 compliant	Y
Post-16 compliant	Y

Budgets			
Year	Available Delegated Resources £	Surplus/Deficit £	Surplus/Deficit %
2018/19			
2019/20			
2020/21			

KEY TO SYMBOLS & TEXT USED IN DATA ABOVE	
Symbol/Text	Definition
*	Relates to fewer than 5 cases
#	Means that a figure greater than or equal to 5 had been treated to prevent disclosure of a small number elsewhere
-	School not open in this academic year or closed in the previous academic year so data could not be collected and validated post exams
n/a	Not applicable, no pupils in the relevant year of study
JH	Junior High School, no year 12 or post 16 pupils

## Post-Primary School Annual Area Profile 2022

DE Ref No	School Name	Status	Council Area
1230155	St Genevieve's High School	Catholic Maintained	BELFAST

Annual Census Information				
Year	Total pupils Y8-Y12	6 <sup>th</sup> Form	Total Enrolment	Pupils in IMU
2018/19	788	259	1047	0
2019/20	805	237	1042	0
2020/21	811	231	1042	0
2021/22	815	222	1037	0
Approved Enrolment Number				1000
Approved Admissions Number				160
Year 8 Pupils 2021/22				166
First Preference Applications 2021/22				112
% FSME				49.95

Educational Achievements				
Year	5+ GCSE A*-C % of year 12 pupils achieving 5+ GCSEs grades A*-C (including equivalents)	5+ GCSE A*-C inc English & Maths % of year 12 pupils achieving 5+ GCSEs grades A*-C (including equivalents) Including English and Maths	3+ A Levels A*-C % of pupils achieving 3+ A Level grades A*-C (including equivalents)	2+ A Levels A*-E % of pupils achieving 2+ A Level grades A*-E (including equivalents)
2018/19	75.2	61.7	42.2	93.3
2019/20	Not available	Not available	Not available	Not available
2020/21	Not available	Not available	Not available	Not available
In formal intervention any period 1 April 2021-31 March 2022				

EF Compliant	
Key Stage 4 compliant	Y
Post-16 compliant	Y

Budgets			
Year	Available Delegated Resources £	Surplus/Deficit £	Surplus/Deficit %
2018/19	4,787,696	-32,895	-0.69%
2019/20	5,021,274	-13,665	-0.27%
2020/21	5,546,666	89,778	1.62%

KEY TO SYMBOLS & TEXT USED IN DATA ABOVE	
Symbol/Text	Definition
*	Relates to fewer than 5 cases
#	Means that a figure greater than or equal to 5 had been treated to prevent disclosure of a small number elsewhere
-	School not open in this academic year or closed in the previous academic year so data could not be collected and validated post exams
n/a	Not applicable, no pupils in the relevant year of study
JH	Junior High School, no year 12 or post 16 pupils

## Post-Primary School Annual Area Profile 2022

DE Ref No	School Name	Status	Council Area
1230275	St Joseph's College, Ravenhill Road	Catholic Maintained	BELFAST

Annual Census Information				
Year	Total pupils Y8-Y12	6 <sup>th</sup> Form	Total Enrolment	Pupils in IMU
2018/19	613	63	676	0
2019/20	660	77	737	0
2020/21	700	91	791	0
2021/22	738	92	830	0
Approved Enrolment Number				760
Approved Admissions Number				150
Year 8 Pupils 2021/22				153
First Preference Applications 2021/22				92
% FSME				46.63

Educational Achievements				
Year	5+ GCSE A*-C % of year 12 pupils achieving 5+ GCSEs grades A*-C (including equivalents)	5+ GCSE A*-C inc English & Maths % of year 12 pupils achieving 5+ GCSEs grades A*-C (including equivalents) Including English and Maths	3+ A Levels A*-C % of pupils achieving 3+ A Level grades A*-C (including equivalents)	2+ A Levels A*-E % of pupils achieving 2+ A Level grades A*-E (including equivalents)
2018/19	70.0	51.1	31.6	100.0
2019/20	Not available	Not available	Not available	Not available
2020/21	Not available	Not available	Not available	Not available
In formal intervention any period 1 April 2021-31 March 2022				

EF Compliant	
Key Stage 4 compliant	Y
Post-16 compliant	Y

Budgets			
Year	Available Delegated Resources £	Surplus/Deficit £	Surplus/Deficit %
2018/19	3,203,417	305,666	9.54%
2019/20	3,562,072	328,417	9.22%
2020/21	4,203,069	678,729	16.15%

KEY TO SYMBOLS & TEXT USED IN DATA ABOVE	
Symbol/Text	Definition
*	Relates to fewer than 5 cases
#	Means that a figure greater than or equal to 5 had been treated to prevent disclosure of a small number elsewhere
-	School not open in this academic year or closed in the previous academic year so data could not be collected and validated post exams
n/a	Not applicable, no pupils in the relevant year of study
JH	Junior High School, no year 12 or post 16 pupils

## Post-Primary School Annual Area Profile 2022

DE Ref No	School Name	Status	Council Area
1230053	St Louise's Comprehensive College	Catholic Maintained	BELFAST

Annual Census Information				
Year	Total pupils Y8-Y12	6 <sup>th</sup> Form	Total Enrolment	Pupils in IMU
2018/19	1139	338	1477	0
2019/20	1175	369	1544	0
2020/21	1206	312	1518	0
2021/22	1256	273	1529	0
Approved Enrolment Number				1500
Approved Admissions Number				220
Year 8 Pupils 2021/22				240
First Preference Applications 2021/22				271
% FSME				57.49

Educational Achievements				
Year	5+ GCSE A*-C % of year 12 pupils achieving 5+ GCSEs grades A*-C (including equivalents)	5+ GCSE A*-C inc English & Maths % of year 12 pupils achieving 5+ GCSEs grades A*-C (including equivalents) Including English and Maths	3+ A Levels A*-C % of pupils achieving 3+ A Level grades A*-C (including equivalents)	2+ A Levels A*-E % of pupils achieving 2+ A Level grades A*-E (including equivalents)
2018/19	90.1	56.3	79.4	97.4
2019/20	Not available	Not available	Not available	Not available
2020/21	Not available	Not available	Not available	Not available
In formal intervention any period 1 April 2021-31 March 2022				

EF Compliant	
Key Stage 4 compliant	Y
Post-16 compliant	Y

Budgets			
Year	Available Delegated Resources £	Surplus/Deficit £	Surplus/Deficit %
2018/19	7,312,622	386,890	5.29%
2019/20	7,968,023	241,283	3.03%
2020/21	8,677,845	608,783	7.02%

KEY TO SYMBOLS & TEXT USED IN DATA ABOVE	
Symbol/Text	Definition
*	Relates to fewer than 5 cases
#	Means that a figure greater than or equal to 5 had been treated to prevent disclosure of a small number elsewhere
-	School not open in this academic year or closed in the previous academic year so data could not be collected and validated post exams
n/a	Not applicable, no pupils in the relevant year of study
JH	Junior High School, no year 12 or post 16 pupils



## Post-Primary School Annual Area Profile 2022

DE Ref No	School Name	Status	Council Area
1420030	St Malachy's College	Voluntary	BELFAST

Annual Census Information				
Year	Total pupils Y8-Y12	6 <sup>th</sup> Form	Total Enrolment	Pupils in IMU
2018/19	819	269	1088	0
2019/20	831	279	1110	0
2020/21	843	268	1111	0
2021/22	899	253	1152	0
Approved Enrolment Number				1050
Approved Admissions Number				170
Year 8 Pupils 2021/22				215
First Preference Applications 2021/22				207
% FSME				24.31

Educational Achievements				
Year	5+ GCSE A*-C % of year 12 pupils achieving 5+ GCSEs grades A*-C (including equivalents)	5+ GCSE A*-C inc English & Maths % of year 12 pupils achieving 5+ GCSEs grades A*-C (including equivalents) Including English and Maths	3+ A Levels A*-C % of pupils achieving 3+ A Level grades A*-C (including equivalents)	2+ A Levels A*-E % of pupils achieving 2+ A Level grades A*-E (including equivalents)
2018/19	98.2	97.0	75.5	100.0
2019/20	Not available	Not available	Not available	Not available
2020/21	Not available	Not available	Not available	Not available
In formal intervention any period 1 April 2021-31 March 2022				

EF Compliant	
Key Stage 4 compliant	Y
Post-16 compliant	Y

Budgets			
Year	Available Delegated Resources £	Surplus/Deficit £	Surplus/Deficit %
2018/19			
2019/20			
2020/21			

KEY TO SYMBOLS & TEXT USED IN DATA ABOVE	
Symbol/Text	Definition
*	Relates to fewer than 5 cases
#	Means that a figure greater than or equal to 5 had been treated to prevent disclosure of a small number elsewhere
-	School not open in this academic year or closed in the previous academic year so data could not be collected and validated post exams
n/a	Not applicable, no pupils in the relevant year of study
JH	Junior High School, no year 12 or post 16 pupils

## Post-Primary School Annual Area Profile 2022

DE Ref No	School Name	Status	Council Area
1420021	St Mary's Christian Brothers' Grammar School	Voluntary	BELFAST

Annual Census Information				
Year	Total pupils Y8-Y12	6 <sup>th</sup> Form	Total Enrolment	Pupils in IMU
2018/19	886	268	1154	0
2019/20	889	270	1159	0
2020/21	905	275	1180	0
2021/22	907	295	1202	0
Approved Enrolment Number				1180
Approved Admissions Number				175
Year 8 Pupils 2021/22				181
First Preference Applications 2021/22				171
% FSME				34.03

Educational Achievements				
Year	5+ GCSE A*-C % of year 12 pupils achieving 5+ GCSEs grades A*-C (including equivalents)	5+ GCSE A*-C inc English & Maths % of year 12 pupils achieving 5+ GCSEs grades A*-C (including equivalents) Including English and Maths	3+ A Levels A*-C % of pupils achieving 3+ A Level grades A*-C (including equivalents)	2+ A Levels A*-E % of pupils achieving 2+ A Level grades A*-E (including equivalents)
2018/19	92.8	83.1	75.9	98.1
2019/20	Not available	Not available	Not available	Not available
2020/21	Not available	Not available	Not available	Not available
In formal intervention any period 1 April 2021-31 March 2022				

EF Compliant	
Key Stage 4 compliant	Y
Post-16 compliant	Y

Budgets			
Year	Available Delegated Resources £	Surplus/Deficit £	Surplus/Deficit %
2018/19			
2019/20			
2020/21			

KEY TO SYMBOLS & TEXT USED IN DATA ABOVE	
Symbol/Text	Definition
*	Relates to fewer than 5 cases
#	Means that a figure greater than or equal to 5 had been treated to prevent disclosure of a small number elsewhere
-	School not open in this academic year or closed in the previous academic year so data could not be collected and validated post exams
n/a	Not applicable, no pupils in the relevant year of study
JH	Junior High School, no year 12 or post 16 pupils

## Post-Primary School Annual Area Profile 2022

DE Ref No	School Name	Status	Council Area
1230130	St Rose's Dominican College (amalgated August 2019)	Catholic Maintained	BELFAST

Annual Census Information				
Year	Total pupils Y8-Y12	6 <sup>th</sup> Form	Total Enrolment	Pupils in IMU
2018/19	128	87	215	0
2019/20	-	-	-	-
2020/21	-	-	-	-
2021/22	-	-	-	-
Approved Enrolment Number				-
Approved Admissions Number				-
Year 8 Pupils 2021/22				-
First Preference Applications 2021/22				-
% FSME				-

Educational Achievements				
Year	5+ GCSE A*-C % of year 12 pupils achieving 5+ GCSEs grades A*-C (including equivalents)	5+ GCSE A*-C inc English & Maths % of year 12 pupils achieving 5+ GCSEs grades A*-C (including equivalents) Including English and Maths	3+ A Levels A*-C % of pupils achieving 3+ A Level grades A*-C (including equivalents)	2+ A Levels A*-E % of pupils achieving 2+ A Level grades A*-E (including equivalents)
2018/19	-	-	-	-
2019/20	Not available	Not available	Not available	Not available
2020/21	Not available	Not available	Not available	Not available
In formal intervention any period 1 April 2021-31 March 2022				

EF Compliant	
Key Stage 4 compliant	
Post-16 compliant	

Budgets			
Year	Available Delegated Resources £	Surplus/Deficit £	Surplus/Deficit %
2018/19	1,393,313	-63,031	-4.52%
2019/20	508,047	-209,114	-41.16%
2020/21			

KEY TO SYMBOLS & TEXT USED IN DATA ABOVE	
Symbol/Text	Definition
*	Relates to fewer than 5 cases
#	Means that a figure greater than or equal to 5 had been treated to prevent disclosure of a small number elsewhere
-	School not open in this academic year or closed in the previous academic year so data could not be collected and validated post exams
n/a	Not applicable, no pupils in the relevant year of study
JH	Junior High School, no year 12 or post 16 pupils

## Post-Primary School Annual Area Profile 2022

DE Ref No	School Name	Status	Council Area
1420089	Strathearn School	Voluntary	BELFAST

Annual Census Information				
Year	Total pupils Y8-Y12	6 <sup>th</sup> Form	Total Enrolment	Pupils in IMU
2018/19	568	196	764	0
2019/20	591	197	788	0
2020/21	590	213	803	0
2021/22	591	221	812	0
Approved Enrolment Number				770
Approved Admissions Number				120
Year 8 Pupils 2021/22				126
First Preference Applications 2021/22				115
% FSME				5.42

Educational Achievements				
Year	5+ GCSE A*-C % of year 12 pupils achieving 5+ GCSEs grades A*-C (including equivalents)	5+ GCSE A*-C inc English & Maths % of year 12 pupils achieving 5+ GCSEs grades A*-C (including equivalents) Including English and Maths	3+ A Levels A*-C % of pupils achieving 3+ A Level grades A*-C (including equivalents)	2+ A Levels A*-E % of pupils achieving 2+ A Level grades A*-E (including equivalents)
2018/19	99.1	98.1	88.4	100.0
2019/20	Not available	Not available	Not available	Not available
2020/21	Not available	Not available	Not available	Not available
In formal intervention any period 1 April 2021-31 March 2022				

EF Compliant	
Key Stage 4 compliant	Y
Post-16 compliant	Y

Budgets			
Year	Available Delegated Resources £	Surplus/Deficit £	Surplus/Deficit %
2018/19			
2019/20			
2020/21			

KEY TO SYMBOLS & TEXT USED IN DATA ABOVE	
Symbol/Text	Definition
*	Relates to fewer than 5 cases
#	Means that a figure greater than or equal to 5 had been treated to prevent disclosure of a small number elsewhere
-	School not open in this academic year or closed in the previous academic year so data could not be collected and validated post exams
n/a	Not applicable, no pupils in the relevant year of study
JH	Junior High School, no year 12 or post 16 pupils

## Post-Primary School Annual Area Profile 2022

DE Ref No	School Name	Status	Council Area
1420027	The Royal Belfast Academical Institution	Voluntary	BELFAST

Annual Census Information				
Year	Total pupils Y8-Y12	6 <sup>th</sup> Form	Total Enrolment	Pupils in IMU
2018/19	796	235	1031	0
2019/20	785	237	1022	0
2020/21	777	265	1042	0
2021/22	781	288	1069	0
Approved Enrolment Number				1050
Approved Admissions Number				150
Year 8 Pupils 2021/22				162
First Preference Applications 2021/22				118
% FSME				7.39

Educational Achievements				
Year	5+ GCSE A*-C % of year 12 pupils achieving 5+ GCSEs grades A*-C (including equivalents)	5+ GCSE A*-C inc English & Maths % of year 12 pupils achieving 5+ GCSEs grades A*-C (including equivalents) Including English and Maths	3+ A Levels A*-C % of pupils achieving 3+ A Level grades A*-C (including equivalents)	2+ A Levels A*-E % of pupils achieving 2+ A Level grades A*-E (including equivalents)
2018/19	96.8	96.1	72.3	100.0
2019/20	Not available	Not available	Not available	Not available
2020/21	Not available	Not available	Not available	Not available
In formal intervention any period 1 April 2021-31 March 2022				

EF Compliant	
Key Stage 4 compliant	Y
Post-16 compliant	Y

Budgets			
Year	Available Delegated Resources £	Surplus/Deficit £	Surplus/Deficit %
2018/19			
2019/20			
2020/21			

KEY TO SYMBOLS & TEXT USED IN DATA ABOVE	
Symbol/Text	Definition
*	Relates to fewer than 5 cases
#	Means that a figure greater than or equal to 5 had been treated to prevent disclosure of a small number elsewhere
-	School not open in this academic year or closed in the previous academic year so data could not be collected and validated post exams
n/a	Not applicable, no pupils in the relevant year of study
JH	Junior High School, no year 12 or post 16 pupils

## Post-Primary School Annual Area Profile 2022

DE Ref No	School Name	Status	Council Area
1420264	Victoria College	Voluntary	BELFAST

Annual Census Information				
Year	Total pupils Y8-Y12	6 <sup>th</sup> Form	Total Enrolment	Pupils in IMU
2018/19	688	206	894	0
2019/20	695	197	892	0
2020/21	679	230	909	0
2021/22	686	238	924	0
Approved Enrolment Number				870
Approved Admissions Number				130
Year 8 Pupils 2021/22				138
First Preference Applications 2021/22				94
% FSME				8.98

Educational Achievements				
Year	5+ GCSE A*-C % of year 12 pupils achieving 5+ GCSEs grades A*-C (including equivalents)	5+ GCSE A*-C inc English & Maths % of year 12 pupils achieving 5+ GCSEs grades A*-C (including equivalents) Including English and Maths	3+ A Levels A*-C % of pupils achieving 3+ A Level grades A*-C (including equivalents)	2+ A Levels A*-E % of pupils achieving 2+ A Level grades A*-E (including equivalents)
2018/19	97.7	95.5	68.9	99.0
2019/20	Not available	Not available	Not available	Not available
2020/21	Not available	Not available	Not available	Not available
In formal intervention any period 1 April 2021-31 March 2022				

EF Compliant	
Key Stage 4 compliant	Y
Post-16 compliant	Y

Budgets			
Year	Available Delegated Resources £	Surplus/Deficit £	Surplus/Deficit %
2018/19			
2019/20			
2020/21			

KEY TO SYMBOLS & TEXT USED IN DATA ABOVE	
Symbol/Text	Definition
*	Relates to fewer than 5 cases
#	Means that a figure greater than or equal to 5 had been treated to prevent disclosure of a small number elsewhere
-	School not open in this academic year or closed in the previous academic year so data could not be collected and validated post exams
n/a	Not applicable, no pupils in the relevant year of study
JH	Junior High School, no year 12 or post 16 pupils

## Post-Primary School Annual Area Profile 2022

DE Ref No	School Name	Status	Council Area
1410270	Wellington College	Controlled	BELFAST

Annual Census Information				
Year	Total pupils Y8-Y12	6 <sup>th</sup> Form	Total Enrolment	Pupils in IMU
2018/19	582	173	755	0
2019/20	586	187	773	0
2020/21	588	182	770	0
2021/22	594	175	769	0
Approved Enrolment Number				770
Approved Admissions Number				110
Year 8 Pupils 2021/22				120
First Preference Applications 2021/22				128
% FSME				23.93

Educational Achievements				
Year	5+ GCSE A*-C % of year 12 pupils achieving 5+ GCSEs grades A*-C (including equivalents)	5+ GCSE A*-C inc English & Maths % of year 12 pupils achieving 5+ GCSEs grades A*-C (including equivalents) Including English and Maths	3+ A Levels A*-C % of pupils achieving 3+ A Level grades A*-C (including equivalents)	2+ A Levels A*-E % of pupils achieving 2+ A Level grades A*-E (including equivalents)
2018/19	99.1	98.2	67.7	100.0
2019/20	Not available	Not available	Not available	Not available
2020/21	Not available	Not available	Not available	Not available
In formal intervention any period 1 April 2021-31 March 2022				Exited September 2022

EF Compliant	
Key Stage 4 compliant	Y
Post-16 compliant	Y

Budgets			
Year	Available Delegated Resources £	Surplus/Deficit £	Surplus/Deficit %
2018/19	2,946,953	-98,153	-3.33%
2019/20	3,164,214	-505	-0.02%
2020/21	3,659,540	206,587	5.65%

KEY TO SYMBOLS & TEXT USED IN DATA ABOVE	
Symbol/Text	Definition
*	Relates to fewer than 5 cases
#	Means that a figure greater than or equal to 5 had been treated to prevent disclosure of a small number elsewhere
-	School not open in this academic year or closed in the previous academic year so data could not be collected and validated post exams
n/a	Not applicable, no pupils in the relevant year of study
JH	Junior High School, no year 12 or post 16 pupils

**Causeway Coast and Glens  
District Council**



## SUMMARY DATA FOR POST-PRIMARY SCHOOLS IN THE CAUSEWAY COAST AND GLENS DISTRICT COUNCIL AREA

Management Type	Total – Enrolments	Numbers of Schools	Total Approved Enrolment
Controlled	3,346	6	3,960
Voluntary	3,586	4	3,560
Catholic Maintained	2,013	4	2,470
Other Maintained	272	1	300
GMI	431	1	500

### Available School Places

In post-primary schools there has been a decrease of 33 available places compared to the corresponding figure in the 2021 Annual Area Profiles.

### School Finance and Enrolment

The chart overleaf summarises the financial position of the schools in the council area between 2018/19 and 2020/21. The Authority does not retain information for voluntary grammar and grant maintained schools and these are shown under the “no budgetary information” category.

The chart overleaf also summarises the enrolment history of the schools between 2018/19 and 2021/22.

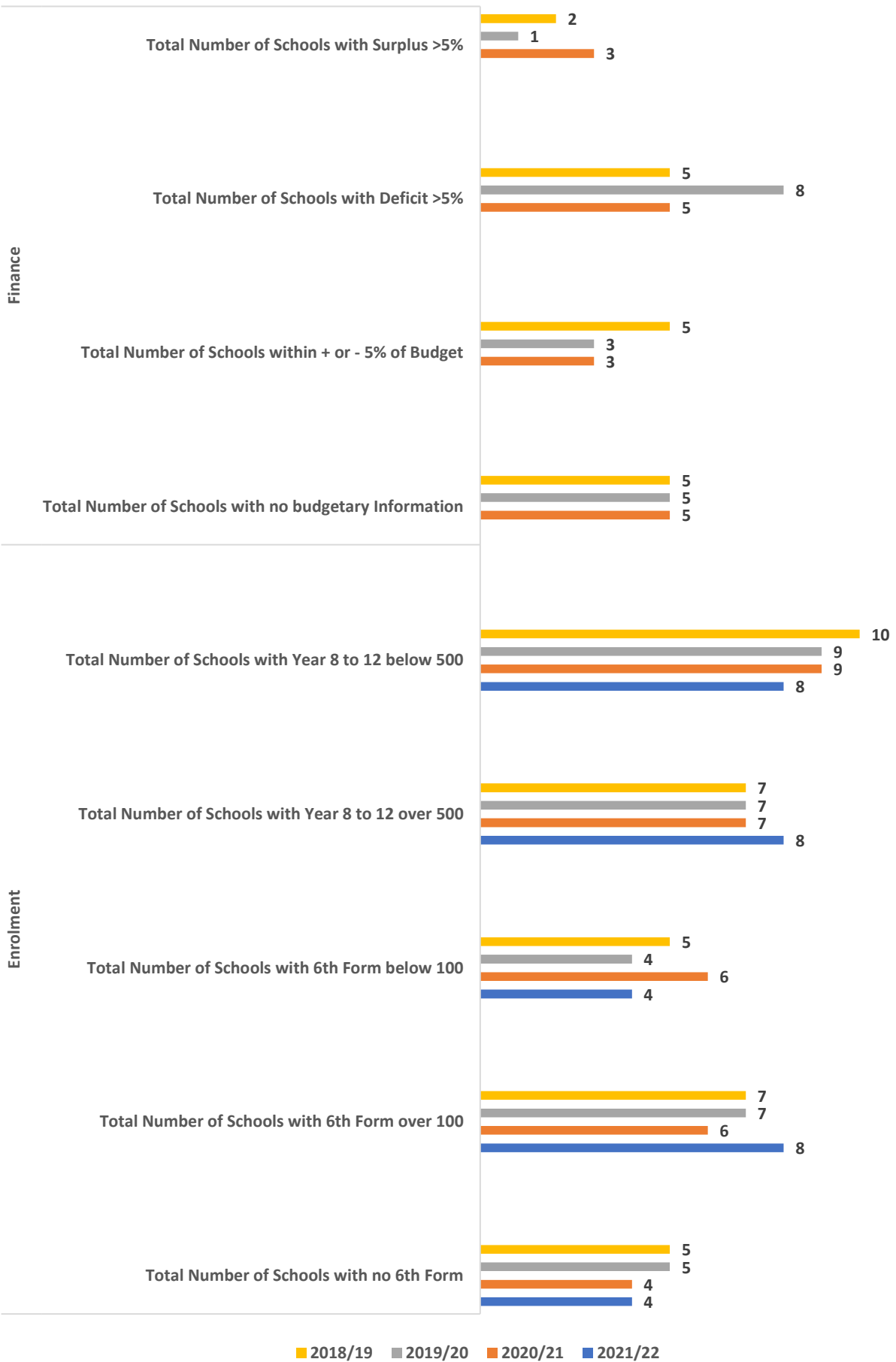
This data is assessed against the sustainable schools criteria:

- In 2021/22 there were 8 schools with a year 8 to 12 enrolment below 500.
- In 2021/22 there were 4 schools with a 6<sup>th</sup> form below 100.
- The number of schools with a deficit greater than 5% decreased in 2020/21 when compared to previous years.

### Compliance with the Entitlement Framework Requirements (Post-Primary Schools)

In 2021/22 there were a total of 16 schools that complied with the KS4 component of the EF which was the same number of schools when compared to 2020/21. In addition 12 schools in 2021/22 were compliant with the post-16 component which was an increase in the number of schools compared to 2020/21.

## Causeway Coast and Glens Borough Council Area Finance and Enrolment Summary



## Post-Primary School Annual Area Profile 2022

DE Ref No	School Name	Status	Council Area
3210124	Ballycastle High School	Controlled	CAUSEWAY COAST AND GLENS

Annual Census Information				
Year	Total pupils Y8-Y12	6 <sup>th</sup> Form	Total Enrolment	Pupils in IMU
2018/19	334	71	405	0
2019/20	346	54	400	0
2020/21	368	60	428	0
2021/22	361	68	429	0
Approved Enrolment Number				460
Approved Admissions Number				92
Year 8 Pupils 2021/22				73
First Preference Applications 2021/22				59
% FSME				28.44

Educational Achievements				
Year	5+ GCSE A*-C % of year 12 pupils achieving 5+ GCSEs grades A*-C (including equivalents)	5+ GCSE A*-C inc English & Maths % of year 12 pupils achieving 5+ GCSEs grades A*-C (including equivalents) Including English and Maths	3+ A Levels A*-C % of pupils achieving 3+ A Level grades A*-C (including equivalents)	2+ A Levels A*-E % of pupils achieving 2+ A Level grades A*-E (including equivalents)
2018/19	66.1	53.6	78.9	100.0
2019/20	Not available	Not available	Not available	Not available
2020/21	Not available	Not available	Not available	Not available
In formal intervention any period 1 April 2021-31 March 2022				

EF Compliant	
Key Stage 4 compliant	Y
Post-16 compliant	Y

Budgets			
Year	Available Delegated Resources £	Surplus/Deficit £	Surplus/Deficit %
2018/19	1,883,436	-8,012	-0.43%
2019/20	1,909,266	-69,373	-3.63%
2020/21	2,045,238	-76,845	-3.76%

KEY TO SYMBOLS & TEXT USED IN DATA ABOVE	
Symbol/Text	Definition
*	Relates to fewer than 5 cases
#	Means that a figure greater than or equal to 5 had been treated to prevent disclosure of a small number elsewhere
-	School not open in this academic year or closed in the previous academic year so data could not be collected and validated post exams
n/a	Not applicable, no pupils in the relevant year of study
JH	Junior High School, no year 12 or post 16 pupils

## Post-Primary School Annual Area Profile 2022

DE Ref No	School Name	Status	Council Area
3210133	Ballymoney High School	Controlled	CAUSEWAY COAST AND GLENS

Annual Census Information				
Year	Total pupils Y8-Y12	6 <sup>th</sup> Form	Total Enrolment	Pupils in IMU
2018/19	632	0	632	0
2019/20	647	0	647	0
2020/21	643	0	643	0
2021/22	643	0	643	0
Approved Enrolment Number				670
Approved Admissions Number				130
Year 8 Pupils 2021/22				139
First Preference Applications 2021/22				108
% FSME				33.13

Educational Achievements				
Year	5+ GCSE A*-C % of year 12 pupils achieving 5+ GCSEs grades A*-C (including equivalents)	5+ GCSE A*-C inc English & Maths % of year 12 pupils achieving 5+ GCSEs grades A*-C (including equivalents) Including English and Maths	3+ A Levels A*-C % of pupils achieving 3+ A Level grades A*-C (including equivalents)	2+ A Levels A*-E % of pupils achieving 2+ A Level grades A*-E (including equivalents)
2018/19	89.3	40.2	n/a	n/a
2019/20	Not available	Not available	Not available	Not available
2020/21	Not available	Not available	Not available	Not available
In formal intervention any period 1 April 2021-31 March 2022				

EF Compliant	
Key Stage 4 compliant	Y
Post-16 compliant	No Sixth Form

Budgets			
Year	Available Delegated Resources £	Surplus/Deficit £	Surplus/Deficit %
2018/19	2,650,154	25,813	0.97%
2019/20	2,730,311	-304,444	-11.15%
2020/21	2,768,375	-142,083	-5.13%

KEY TO SYMBOLS & TEXT USED IN DATA ABOVE	
Symbol/Text	Definition
*	Relates to fewer than 5 cases
#	Means that a figure greater than or equal to 5 had been treated to prevent disclosure of a small number elsewhere
-	School not open in this academic year or closed in the previous academic year so data could not be collected and validated post exams
n/a	Not applicable, no pupils in the relevant year of study
JH	Junior High School, no year 12 or post 16 pupils

## Post-Primary School Annual Area Profile 2022

DE Ref No	School Name	Status	Council Area
3210300	Coleraine College	Controlled	CAUSEWAY COAST AND GLENS

Annual Census Information				
Year	Total pupils Y8-Y12	6 <sup>th</sup> Form	Total Enrolment	Pupils in IMU
2018/19	274	0	274	0
2019/20	327	0	327	0
2020/21	362	0	362	0
2021/22	391	0	391	0
Approved Enrolment Number				600
Approved Admissions Number				140
Year 8 Pupils 2021/22				89
First Preference Applications 2021/22				66
% FSME				48.34

Educational Achievements				
Year	5+ GCSE A*-C % of year 12 pupils achieving 5+ GCSEs grades A*-C (including equivalents)	5+ GCSE A*-C inc English & Maths % of year 12 pupils achieving 5+ GCSEs grades A*-C (including equivalents) Including English and Maths	3+ A Levels A*-C % of pupils achieving 3+ A Level grades A*-C (including equivalents)	2+ A Levels A*-E % of pupils achieving 2+ A Level grades A*-E (including equivalents)
2018/19	52.2	47.8	n/a	n/a
2019/20	Not available	Not available	Not available	Not available
2020/21	Not available	Not available	Not available	Not available
In formal intervention any period 1 April 2021-31 March 2022				

EF Compliant	
Key Stage 4 compliant	Y
Post-16 compliant	No Sixth Form

Budgets			
Year	Available Delegated Resources £	Surplus/Deficit £	Surplus/Deficit %
2018/19	46,053	-1,398,590	-3036.91%
2019/20	101,194	-1,472,341	-1454.97%
2020/21	332,092	-1,565,899	-471.53%

KEY TO SYMBOLS & TEXT USED IN DATA ABOVE	
Symbol/Text	Definition
*	Relates to fewer than 5 cases
#	Means that a figure greater than or equal to 5 had been treated to prevent disclosure of a small number elsewhere
-	School not open in this academic year or closed in the previous academic year so data could not be collected and validated post exams
n/a	Not applicable, no pupils in the relevant year of study
JH	Junior High School, no year 12 or post 16 pupils

## Post-Primary School Annual Area Profile 2022

DE Ref No	School Name	Status	Council Area
3420317	Coleraine Grammar School	Voluntary	CAUSEWAY COAST AND GLENS

Annual Census Information				
Year	Total pupils Y8-Y12	6 <sup>th</sup> Form	Total Enrolment	Pupils in IMU
2018/19	875	280	1155	0
2019/20	778	285	1063	0
2020/21	780	268	1048	0
2021/22	791	268	1059	0
Approved Enrolment Number				1060
Approved Admissions Number				156
Year 8 Pupils 2021/22				157
First Preference Applications 2021/22				171
% FSME				15.11

Educational Achievements				
Year	5+ GCSE A*-C % of year 12 pupils achieving 5+ GCSEs grades A*-C (including equivalents)	5+ GCSE A*-C inc English & Maths % of year 12 pupils achieving 5+ GCSEs grades A*-C (including equivalents) Including English and Maths	3+ A Levels A*-C % of pupils achieving 3+ A Level grades A*-C (including equivalents)	2+ A Levels A*-E % of pupils achieving 2+ A Level grades A*-E (including equivalents)
2018/19	85.8	83.8	63.2	98.5
2019/20	Not available	Not available	Not available	Not available
2020/21	Not available	Not available	Not available	Not available
In formal intervention any period 1 April 2021-31 March 2022				

EF Compliant	
Key Stage 4 compliant	Y
Post-16 compliant	Y

Budgets			
Year	Available Delegated Resources £	Surplus/Deficit £	Surplus/Deficit %
2018/19			
2019/20			
2020/21			

KEY TO SYMBOLS & TEXT USED IN DATA ABOVE	
Symbol/Text	Definition
*	Relates to fewer than 5 cases
#	Means that a figure greater than or equal to 5 had been treated to prevent disclosure of a small number elsewhere
-	School not open in this academic year or closed in the previous academic year so data could not be collected and validated post exams
n/a	Not applicable, no pupils in the relevant year of study
JH	Junior High School, no year 12 or post 16 pupils

## Post-Primary School Annual Area Profile 2022

DE Ref No	School Name	Status	Council Area
3230227	Cross and Passion College	Catholic Maintained	CAUSEWAY COAST AND GLENS

Annual Census Information				
Year	Total pupils Y8-Y12	6 <sup>th</sup> Form	Total Enrolment	Pupils in IMU
2018/19	539	175	714	0
2019/20	580	156	736	0
2020/21	588	171	759	0
2021/22	627	176	803	0
Approved Enrolment Number				720
Approved Admissions Number				130
Year 8 Pupils 2021/22				133
First Preference Applications 2021/22				121
% FSME				20.8

Educational Achievements				
Year	5+ GCSE A*-C % of year 12 pupils achieving 5+ GCSEs grades A*-C (including equivalents)	5+ GCSE A*-C inc English & Maths % of year 12 pupils achieving 5+ GCSEs grades A*-C (including equivalents) Including English and Maths	3+ A Levels A*-C % of pupils achieving 3+ A Level grades A*-C (including equivalents)	2+ A Levels A*-E % of pupils achieving 2+ A Level grades A*-E (including equivalents)
2018/19	94.4	80.9	90.6	95.8
2019/20	Not available	Not available	Not available	Not available
2020/21	Not available	Not available	Not available	Not available
In formal intervention any period 1 April 2021-31 March 2022				

EF Compliant	
Key Stage 4 compliant	Y
Post-16 compliant	Y

Budgets			
Year	Available Delegated Resources £	Surplus/Deficit £	Surplus/Deficit %
2018/19	3,068,759	-44,998	-1.47%
2019/20	3,170,054	-168,781	-5.32%
2020/21	3,446,402	-138,519	-4.02%

KEY TO SYMBOLS & TEXT USED IN DATA ABOVE	
Symbol/Text	Definition
*	Relates to fewer than 5 cases
#	Means that a figure greater than or equal to 5 had been treated to prevent disclosure of a small number elsewhere
-	School not open in this academic year or closed in the previous academic year so data could not be collected and validated post exams
n/a	Not applicable, no pupils in the relevant year of study
JH	Junior High School, no year 12 or post 16 pupils

## Post-Primary School Annual Area Profile 2022

DE Ref No	School Name	Status	Council Area
3420012	Dalriada School	Voluntary	CAUSEWAY COAST AND GLENS

Annual Census Information				
Year	Total pupils Y8-Y12	6 <sup>th</sup> Form	Total Enrolment	Pupils in IMU
2018/19	629	235	864	0
2019/20	640	234	874	0
2020/21	650	244	894	0
2021/22	654	252	906	0
<b>Approved Enrolment Number</b>				815
<b>Approved Admissions Number</b>				125
<b>Year 8 Pupils 2021/22</b>				139
<b>First Preference Applications 2021/22</b>				161
<b>% FSME</b>				9.27

Educational Achievements				
Year	5+ GCSE A*-C % of year 12 pupils achieving 5+ GCSEs grades A*-C (including equivalents)	5+ GCSE A*-C inc English & Maths % of year 12 pupils achieving 5+ GCSEs grades A*-C (including equivalents) Including English and Maths	3+ A Levels A*-C % of pupils achieving 3+ A Level grades A*-C (including equivalents)	2+ A Levels A*-E % of pupils achieving 2+ A Level grades A*-E (including equivalents)
2018/19	96.9	96.1	86.7	100.0
2019/20	Not available	Not available	Not available	Not available
2020/21	Not available	Not available	Not available	Not available
In formal intervention any period 1 April 2021-31 March 2022				

EF Compliant	
Key Stage 4 compliant	Y
Post-16 compliant	Y

Budgets			
Year	Available Delegated Resources £	Surplus/Deficit £	Surplus/Deficit %
2018/19			
2019/20			
2020/21			

KEY TO SYMBOLS & TEXT USED IN DATA ABOVE	
Symbol/Text	Definition
*	Relates to fewer than 5 cases
#	Means that a figure greater than or equal to 5 had been treated to prevent disclosure of a small number elsewhere
-	School not open in this academic year or closed in the previous academic year so data could not be collected and validated post exams
n/a	Not applicable, no pupils in the relevant year of study
JH	Junior High School, no year 12 or post 16 pupils



## Post-Primary School Annual Area Profile 2022

DE Ref No	School Name	Status	Council Area
3420068	Dominican College	Voluntary	CAUSEWAY COAST AND GLENS

Annual Census Information				
Year	Total pupils Y8-Y12	6 <sup>th</sup> Form	Total Enrolment	Pupils in IMU
2018/19	448	114	562	0
2019/20	481	134	615	0
2020/21	483	122	605	0
2021/22	501	136	637	0
Approved Enrolment Number				675
Approved Admissions Number				100
Year 8 Pupils 2021/22				101
First Preference Applications 2021/22				123
% FSME				18.68

Educational Achievements				
Year	5+ GCSE A*-C % of year 12 pupils achieving 5+ GCSEs grades A*-C (including equivalents)	5+ GCSE A*-C inc English & Maths % of year 12 pupils achieving 5+ GCSEs grades A*-C (including equivalents) Including English and Maths	3+ A Levels A*-C % of pupils achieving 3+ A Level grades A*-C (including equivalents)	2+ A Levels A*-E % of pupils achieving 2+ A Level grades A*-E (including equivalents)
2018/19	100.0	98.8	57.5	100.0
2019/20	Not available	Not available	Not available	Not available
2020/21	Not available	Not available	Not available	Not available
In formal intervention any period 1 April 2021-31 March 2022				

EF Compliant	
Key Stage 4 compliant	Y
Post-16 compliant	Y

Budgets			
Year	Available Delegated Resources £	Surplus/Deficit £	Surplus/Deficit %
2018/19			
2019/20			
2020/21			

KEY TO SYMBOLS & TEXT USED IN DATA ABOVE	
Symbol/Text	Definition
*	Relates to fewer than 5 cases
#	Means that a figure greater than or equal to 5 had been treated to prevent disclosure of a small number elsewhere
-	School not open in this academic year or closed in the previous academic year so data could not be collected and validated post exams
n/a	Not applicable, no pupils in the relevant year of study
JH	Junior High School, no year 12 or post 16 pupils

## Post-Primary School Annual Area Profile 2022

DE Ref No	School Name	Status	Council Area
3210222	Dunluce High School	Controlled	CAUSEWAY COAST AND GLENS

Annual Census Information				
Year	Total pupils Y8-Y12	6 <sup>th</sup> Form	Total Enrolment	Pupils in IMU
2018/19	260	0	260	0
2019/20	251	0	251	0
2020/21	236	0	236	0
2021/22	203	0	203	0
Approved Enrolment Number				550
Approved Admissions Number				110
Year 8 Pupils 2021/22				31
First Preference Applications 2021/22				20
% FSME				55.17

Educational Achievements				
Year	5+ GCSE A*-C % of year 12 pupils achieving 5+ GCSEs grades A*-C (including equivalents)	5+ GCSE A*-C inc English & Maths % of year 12 pupils achieving 5+ GCSEs grades A*-C (including equivalents) Including English and Maths	3+ A Levels A*-C % of pupils achieving 3+ A Level grades A*-C (including equivalents)	2+ A Levels A*-E % of pupils achieving 2+ A Level grades A*-E (including equivalents)
2018/19	92.3	40.4	n/a	n/a
2019/20	Not available	Not available	Not available	Not available
2020/21	Not available	Not available	Not available	Not available
In formal intervention any period 1 April 2021-31 March 2022				

EF Compliant	
Key Stage 4 compliant	Y
Post-16 compliant	No Sixth Form

Budgets			
Year	Available Delegated Resources £	Surplus/Deficit £	Surplus/Deficit %
2018/19	1,233,012	-277,457	-22.50%
2019/20	1,078,163	-529,810	-49.14%
2020/21	952,829	-689,193	-72.33%

KEY TO SYMBOLS & TEXT USED IN DATA ABOVE	
Symbol/Text	Definition
*	Relates to fewer than 5 cases
#	Means that a figure greater than or equal to 5 had been treated to prevent disclosure of a small number elsewhere
-	School not open in this academic year or closed in the previous academic year so data could not be collected and validated post exams
n/a	Not applicable, no pupils in the relevant year of study
JH	Junior High School, no year 12 or post 16 pupils

## Post-Primary School Annual Area Profile 2022

DE Ref No	School Name	Status	Council Area
2240319	Gaelcholáiste Dhoire	Other Maintained	CAUSEWAY COAST AND GLENS

Annual Census Information				
Year	Total pupils Y8-Y12	6 <sup>th</sup> Form	Total Enrolment	Pupils in IMU
2018/19	121	0	121	0
2019/20	174	0	174	0
2020/21	217	9	226	0
2021/22	240	32	272	0
Approved Enrolment Number				300
Approved Admissions Number				65
Year 8 Pupils 2021/22				56
First Preference Applications 2021/22				51
% FSME				25

Educational Achievements				
Year	5+ GCSE A*-C % of year 12 pupils achieving 5+ GCSEs grades A*-C (including equivalents)	5+ GCSE A*-C inc English & Maths % of year 12 pupils achieving 5+ GCSEs grades A*-C (including equivalents) Including English and Maths	3+ A Levels A*-C % of pupils achieving 3+ A Level grades A*-C (including equivalents)	2+ A Levels A*-E % of pupils achieving 2+ A Level grades A*-E (including equivalents)
2018/19	n/a	n/a	n/a	n/a
2019/20	Not available	Not available	Not available	Not available
2020/21	Not available	Not available	Not available	Not available
In formal intervention any period 1 April 2021-31 March 2022				

EF Compliant	
Key Stage 4 compliant	Y
Post-16 compliant	Y

Budgets			
Year	Available Delegated Resources £	Surplus/Deficit £	Surplus/Deficit %
2018/19	601,982	-19,216	-3.19%
2019/20	808,505	-154,414	-19.10%
2020/21	993,990	-272,594	-27.42%

KEY TO SYMBOLS & TEXT USED IN DATA ABOVE	
Symbol/Text	Definition
*	Relates to fewer than 5 cases
#	Means that a figure greater than or equal to 5 had been treated to prevent disclosure of a small number elsewhere
-	School not open in this academic year or closed in the previous academic year so data could not be collected and validated post exams
n/a	Not applicable, no pupils in the relevant year of study
JH	Junior High School, no year 12 or post 16 pupils

## Post-Primary School Annual Area Profile 2022

DE Ref No	School Name	Status	Council Area
2410048	Limavady Grammar School	Controlled	CAUSEWAY COAST AND GLENS

Annual Census Information				
Year	Total pupils Y8-Y12	6 <sup>th</sup> Form	Total Enrolment	Pupils in IMU
2018/19	669	186	855	0
2019/20	663	204	867	0
2020/21	653	214	867	0
2021/22	659	212	871	0
<b>Approved Enrolment Number</b>				910
<b>Approved Admissions Number</b>				130
<b>Year 8 Pupils 2021/22</b>				140
<b>First Preference Applications 2021/22</b>				141
<b>% FSME</b>				12.28

Educational Achievements				
Year	5+ GCSE A*-C % of year 12 pupils achieving 5+ GCSEs grades A*-C (including equivalents)	5+ GCSE A*-C inc English & Maths % of year 12 pupils achieving 5+ GCSEs grades A*-C (including equivalents) Including English and Maths	3+ A Levels A*-C % of pupils achieving 3+ A Level grades A*-C (including equivalents)	2+ A Levels A*-E % of pupils achieving 2+ A Level grades A*-E (including equivalents)
2018/19	98.5	98.5	80.5	100.0
2019/20	Not available	Not available	Not available	Not available
2020/21	Not available	Not available	Not available	Not available
In formal intervention any period 1 April 2021-31 March 2022				

EF Compliant	
Key Stage 4 compliant	Y
Post-16 compliant	Y

Budgets			
Year	Available Delegated Resources £	Surplus/Deficit £	Surplus/Deficit %
2018/19	4,192,401	426,448	10.17%
2019/20	4,085,582	148,262	3.63%
2020/21	4,239,411	406,086	9.58%

KEY TO SYMBOLS & TEXT USED IN DATA ABOVE	
Symbol/Text	Definition
*	Relates to fewer than 5 cases
#	Means that a figure greater than or equal to 5 had been treated to prevent disclosure of a small number elsewhere
-	School not open in this academic year or closed in the previous academic year so data could not be collected and validated post exams
n/a	Not applicable, no pupils in the relevant year of study
JH	Junior High School, no year 12 or post 16 pupils

## Post-Primary School Annual Area Profile 2022

DE Ref No	School Name	Status	Council Area
2210302	Limavady High School	Controlled	CAUSEWAY COAST AND GLENS

Annual Census Information				
Year	Total pupils Y8-Y12	6 <sup>th</sup> Form	Total Enrolment	Pupils in IMU
2018/19	676	78	754	0
2019/20	725	69	794	0
2020/21	698	89	787	0
2021/22	707	102	809	0
Approved Enrolment Number				770
Approved Admissions Number				140
Year 8 Pupils 2021/22				128
First Preference Applications 2021/22				114
% FSME				36.59

Educational Achievements				
Year	5+ GCSE A*-C % of year 12 pupils achieving 5+ GCSEs grades A*-C (including equivalents)	5+ GCSE A*-C inc English & Maths % of year 12 pupils achieving 5+ GCSEs grades A*-C (including equivalents) Including English and Maths	3+ A Levels A*-C % of pupils achieving 3+ A Level grades A*-C (including equivalents)	2+ A Levels A*-E % of pupils achieving 2+ A Level grades A*-E (including equivalents)
2018/19	97.9	52.1	59.4	96.9
2019/20	Not available	Not available	Not available	Not available
2020/21	Not available	Not available	Not available	Not available
In formal intervention any period 1 April 2021-31 March 2022				

EF Compliant	
Key Stage 4 compliant	Y
Post-16 compliant	Y

Budgets			
Year	Available Delegated Resources £	Surplus/Deficit £	Surplus/Deficit %
2018/19	3,229,714	55,916	1.73%
2019/20	3,492,072	-14,545	-0.42%
2020/21	3,874,852	232,732	6.01%

KEY TO SYMBOLS & TEXT USED IN DATA ABOVE	
Symbol/Text	Definition
*	Relates to fewer than 5 cases
#	Means that a figure greater than or equal to 5 had been treated to prevent disclosure of a small number elsewhere
-	School not open in this academic year or closed in the previous academic year so data could not be collected and validated post exams
n/a	Not applicable, no pupils in the relevant year of study
JH	Junior High School, no year 12 or post 16 pupils

## Post-Primary School Annual Area Profile 2022

DE Ref No	School Name	Status	Council Area
3420034	Loreto College	Voluntary	CAUSEWAY COAST AND GLENS

Annual Census Information				
Year	Total pupils Y8-Y12	6 <sup>th</sup> Form	Total Enrolment	Pupils in IMU
2018/19	715	197	912	0
2019/20	764	165	929	0
2020/21	769	194	963	0
2021/22	790	194	984	0
<b>Approved Enrolment Number</b>				1010
<b>Approved Admissions Number</b>				160
<b>Year 8 Pupils 2021/22</b>				165
<b>First Preference Applications 2021/22</b>				176
<b>% FSME</b>				18.9

Educational Achievements				
Year	5+ GCSE A*-C % of year 12 pupils achieving 5+ GCSEs grades A*-C (including equivalents)	5+ GCSE A*-C inc English & Maths % of year 12 pupils achieving 5+ GCSEs grades A*-C (including equivalents) Including English and Maths	3+ A Levels A*-C % of pupils achieving 3+ A Level grades A*-C (including equivalents)	2+ A Levels A*-E % of pupils achieving 2+ A Level grades A*-E (including equivalents)
2018/19	87.1	78.4	84.5	100.0
2019/20	Not available	Not available	Not available	Not available
2020/21	Not available	Not available	Not available	Not available
In formal intervention any period 1 April 2021-31 March 2022				

EF Compliant	
Key Stage 4 compliant	Y
Post-16 compliant	Y

Budgets			
Year	Available Delegated Resources £	Surplus/Deficit £	Surplus/Deficit %
2018/19			
2019/20			
2020/21			

KEY TO SYMBOLS & TEXT USED IN DATA ABOVE	
Symbol/Text	Definition
*	Relates to fewer than 5 cases
#	Means that a figure greater than or equal to 5 had been treated to prevent disclosure of a small number elsewhere
-	School not open in this academic year or closed in the previous academic year so data could not be collected and validated post exams
n/a	Not applicable, no pupils in the relevant year of study
JH	Junior High School, no year 12 or post 16 pupils

## Post-Primary School Annual Area Profile 2022

DE Ref No	School Name	Status	Council Area
3260290	North Coast Integrated College	GMI	CAUSEWAY COAST AND GLENS

Annual Census Information				
Year	Total pupils Y8-Y12	6 <sup>th</sup> Form	Total Enrolment	Pupils in IMU
2018/19	358	84	442	0
2019/20	360	75	435	0
2020/21	358	86	444	0
2021/22	325	106	431	0
<b>Approved Enrolment Number</b>				500
<b>Approved Admissions Number</b>				80
<b>Year 8 Pupils 2021/22</b>				43
<b>First Preference Applications 2021/22</b>				37
<b>% FSME</b>				51.51

Educational Achievements				
Year	5+ GCSE A*-C % of year 12 pupils achieving 5+ GCSEs grades A*-C (including equivalents)	5+ GCSE A*-C inc English & Maths % of year 12 pupils achieving 5+ GCSEs grades A*-C (including equivalents) Including English and Maths	3+ A Levels A*-C % of pupils achieving 3+ A Level grades A*-C (including equivalents)	2+ A Levels A*-E % of pupils achieving 2+ A Level grades A*-E (including equivalents)
2018/19	67.9	30.2	61.5	89.7
2019/20	Not available	Not available	Not available	Not available
2020/21	Not available	Not available	Not available	Not available
In formal intervention any period 1 April 2021-31 March 2022				

EF Compliant	
Key Stage 4 compliant	Y
Post-16 compliant	Y

Budgets			
Year	Available Delegated Resources £	Surplus/Deficit £	Surplus/Deficit %
2018/19			
2019/20			
2020/21			

KEY TO SYMBOLS & TEXT USED IN DATA ABOVE	
Symbol/Text	Definition
*	Relates to fewer than 5 cases
#	Means that a figure greater than or equal to 5 had been treated to prevent disclosure of a small number elsewhere
-	School not open in this academic year or closed in the previous academic year so data could not be collected and validated post exams
n/a	Not applicable, no pupils in the relevant year of study
JH	Junior High School, no year 12 or post 16 pupils

## Post-Primary School Annual Area Profile 2022

DE Ref No	School Name	Status	Council Area
3230075	Our Lady of Lourdes High School	Catholic Maintained	CAUSEWAY COAST AND GLENS

Annual Census Information				
Year	Total pupils Y8-Y12	6 <sup>th</sup> Form	Total Enrolment	Pupils in IMU
2018/19	253	0	253	0
2019/20	296	0	296	0
2020/21	323	0	323	0
2021/22	325	0	325	0
Approved Enrolment Number				400
Approved Admissions Number				80
Year 8 Pupils 2021/22				62
First Preference Applications 2021/22				35
% FSME				40.62

Educational Achievements				
Year	5+ GCSE A*-C % of year 12 pupils achieving 5+ GCSEs grades A*-C (including equivalents)	5+ GCSE A*-C inc English & Maths % of year 12 pupils achieving 5+ GCSEs grades A*-C (including equivalents) Including English and Maths	3+ A Levels A*-C % of pupils achieving 3+ A Level grades A*-C (including equivalents)	2+ A Levels A*-E % of pupils achieving 2+ A Level grades A*-E (including equivalents)
2018/19	100.0	77.1	n/a	n/a
2019/20	Not available	Not available	Not available	Not available
2020/21	Not available	Not available	Not available	Not available
In formal intervention any period 1 April 2021-31 March 2022				

EF Compliant	
Key Stage 4 compliant	Y
Post-16 compliant	No Sixth Form

Budgets			
Year	Available Delegated Resources £	Surplus/Deficit £	Surplus/Deficit %
2018/19	1,093,508	-205,450	-18.79%
2019/20	1,146,424	-176,572	-15.40%
2020/21	1,502,267	-59,559	-3.96%

KEY TO SYMBOLS & TEXT USED IN DATA ABOVE	
Symbol/Text	Definition
*	Relates to fewer than 5 cases
#	Means that a figure greater than or equal to 5 had been treated to prevent disclosure of a small number elsewhere
-	School not open in this academic year or closed in the previous academic year so data could not be collected and validated post exams
n/a	Not applicable, no pupils in the relevant year of study
JH	Junior High School, no year 12 or post 16 pupils



## Post-Primary School Annual Area Profile 2022

DE Ref No	School Name	Status	Council Area
3230110	St Joseph's College, Coleraine (closed August 2019)	Catholic Maintained	CAUSEWAY COAST AND GLENS

Annual Census Information				
Year	Total pupils Y8-Y12	6 <sup>th</sup> Form	Total Enrolment	Pupils in IMU
2018/19	63	7	70	0
2019/20	-	-	-	-
2020/21	-	-	-	-
2021/22	-	-	-	-
Approved Enrolment Number				-
Approved Admissions Number				-
Year 8 Pupils 2021/22				-
First Preference Applications 2021/22				-
% FSME				-

Educational Achievements				
Year	5+ GCSE A*-C % of year 12 pupils achieving 5+ GCSEs grades A*-C (including equivalents)	5+ GCSE A*-C inc English & Maths % of year 12 pupils achieving 5+ GCSEs grades A*-C (including equivalents) Including English and Maths	3+ A Levels A*-C % of pupils achieving 3+ A Level grades A*-C (including equivalents)	2+ A Levels A*-E % of pupils achieving 2+ A Level grades A*-E (including equivalents)
2018/19	-	-	-	-
2019/20	Not available	Not available	Not available	Not available
2020/21	Not available	Not available	Not available	Not available
In formal intervention any period 1 April 2021-31 March 2022				

EF Compliant	
Key Stage 4 compliant	
Post-16 compliant	

Budgets			
Year	Available Delegated Resources £	Surplus/Deficit £	Surplus/Deficit %
2018/19	381,876	-785,946	-205.81%
2019/20	-277,725	-987,077	-355.42%
2020/21			

KEY TO SYMBOLS & TEXT USED IN DATA ABOVE	
Symbol/Text	Definition
*	Relates to fewer than 5 cases
#	Means that a figure greater than or equal to 5 had been treated to prevent disclosure of a small number elsewhere
-	School not open in this academic year or closed in the previous academic year so data could not be collected and validated post exams
n/a	Not applicable, no pupils in the relevant year of study
JH	Junior High School, no year 12 or post 16 pupils

## Post-Primary School Annual Area Profile 2022

DE Ref No	School Name	Status	Council Area
2230077	St Mary's High School, Limavady	Catholic Maintained	CAUSEWAY COAST AND GLENS

Annual Census Information				
Year	Total pupils Y8-Y12	6 <sup>th</sup> Form	Total Enrolment	Pupils in IMU
2018/19	445	121	566	0
2019/20	455	106	561	0
2020/21	478	79	557	0
2021/22	493	91	584	0
<b>Approved Enrolment Number</b>				900
<b>Approved Admissions Number</b>				170
<b>Year 8 Pupils 2021/22</b>				91
<b>First Preference Applications 2021/22</b>				75
<b>% FSME</b>				39.04

Educational Achievements				
Year	5+ GCSE A*-C % of year 12 pupils achieving 5+ GCSEs grades A*-C (including equivalents)	5+ GCSE A*-C inc English & Maths % of year 12 pupils achieving 5+ GCSEs grades A*-C (including equivalents) Including English and Maths	3+ A Levels A*-C % of pupils achieving 3+ A Level grades A*-C (including equivalents)	2+ A Levels A*-E % of pupils achieving 2+ A Level grades A*-E (including equivalents)
2018/19	85.7	50.5	56.5	100.0
2019/20	Not available	Not available	Not available	Not available
2020/21	Not available	Not available	Not available	Not available
In formal intervention any period 1 April 2021-31 March 2022				

EF Compliant	
Key Stage 4 compliant	Y
Post-16 compliant	Y

Budgets			
Year	Available Delegated Resources £	Surplus/Deficit £	Surplus/Deficit %
2018/19	2,384,809	-271,390	-11.38%
2019/20	2,437,071	-291,282	-11.95%
2020/21	2,604,805	-154,859	-5.95%

KEY TO SYMBOLS & TEXT USED IN DATA ABOVE	
Symbol/Text	Definition
*	Relates to fewer than 5 cases
#	Means that a figure greater than or equal to 5 had been treated to prevent disclosure of a small number elsewhere
-	School not open in this academic year or closed in the previous academic year so data could not be collected and validated post exams
n/a	Not applicable, no pupils in the relevant year of study
JH	Junior High School, no year 12 or post 16 pupils

## Post-Primary School Annual Area Profile 2022

DE Ref No	School Name	Status	Council Area
2230144	St Patrick's College, Dungiven	Catholic Maintained	CAUSEWAY COAST AND GLENS

Annual Census Information				
Year	Total pupils Y8-Y12	6 <sup>th</sup> Form	Total Enrolment	Pupils in IMU
2018/19	216	35	251	0
2019/20	243	32	275	0
2020/21	263	31	294	0
2021/22	266	35	301	0
Approved Enrolment Number				450
Approved Admissions Number				90
Year 8 Pupils 2021/22				41
First Preference Applications 2021/22				33
% FSME				36.21

Educational Achievements				
Year	5+ GCSE A*-C % of year 12 pupils achieving 5+ GCSEs grades A*-C (including equivalents)	5+ GCSE A*-C inc English & Maths % of year 12 pupils achieving 5+ GCSEs grades A*-C (including equivalents) Including English and Maths	3+ A Levels A*-C % of pupils achieving 3+ A Level grades A*-C (including equivalents)	2+ A Levels A*-E % of pupils achieving 2+ A Level grades A*-E (including equivalents)
2018/19	92.7	65.9	35.7	100.0
2019/20	Not available	Not available	Not available	Not available
2020/21	Not available	Not available	Not available	Not available
In formal intervention any period 1 April 2021-31 March 2022				

EF Compliant	
Key Stage 4 compliant	Y
Post-16 compliant	Y

Budgets			
Year	Available Delegated Resources £	Surplus/Deficit £	Surplus/Deficit %
2018/19	1,356,113	273,466	20.17%
2019/20	1,580,162	131,755	8.34%
2020/21	1,612,798	129,893	8.05%

KEY TO SYMBOLS & TEXT USED IN DATA ABOVE	
Symbol/Text	Definition
*	Relates to fewer than 5 cases
#	Means that a figure greater than or equal to 5 had been treated to prevent disclosure of a small number elsewhere
-	School not open in this academic year or closed in the previous academic year so data could not be collected and validated post exams
n/a	Not applicable, no pupils in the relevant year of study
JH	Junior High School, no year 12 or post 16 pupils

## Post-Primary School Annual Area Profile 2022

DE Ref No	School Name	Status	Council Area
3230151	St Paul's College (closed August 2018)	Catholic Maintained	CAUSEWAY COAST AND GLENS

Annual Census Information				
Year	Total pupils Y8-Y12	6 <sup>th</sup> Form	Total Enrolment	Pupils in IMU
2018/19	-	-	-	-
2019/20	-	-	-	-
2020/21	-	-	-	-
2021/22	-	-	-	-
Approved Enrolment Number				-
Approved Admissions Number				-
Year 8 Pupils 2021/22				-
First Preference Applications 2021/22				-
% FSME				-

Educational Achievements				
Year	5+ GCSE A*-C % of year 12 pupils achieving 5+ GCSEs grades A*-C (including equivalents)	5+ GCSE A*-C inc English & Maths % of year 12 pupils achieving 5+ GCSEs grades A*-C (including equivalents) Including English and Maths	3+ A Levels A*-C % of pupils achieving 3+ A Level grades A*-C (including equivalents)	2+ A Levels A*-E % of pupils achieving 2+ A Level grades A*-E (including equivalents)
2018/19	-	-	-	-
2019/20	Not available	Not available	Not available	Not available
2020/21	Not available	Not available	Not available	Not available
In formal intervention any period 1 April 2021-31 March 2022				

EF Compliant	
Key Stage 4 compliant	
Post-16 compliant	

Budgets			
Year	Available Delegated Resources £	Surplus/Deficit £	Surplus/Deficit %
2018/19	321,226	-295,434	-91.97%
2019/20			
2020/21			

KEY TO SYMBOLS & TEXT USED IN DATA ABOVE	
Symbol/Text	Definition
*	Relates to fewer than 5 cases
#	Means that a figure greater than or equal to 5 had been treated to prevent disclosure of a small number elsewhere
-	School not open in this academic year or closed in the previous academic year so data could not be collected and validated post exams
n/a	Not applicable, no pupils in the relevant year of study
JH	Junior High School, no year 12 or post 16 pupils

**Derry City and Strabane  
District Council**

## SUMMARY DATA FOR POST-PRIMARY SCHOOLS IN THE DERRY CITY AND STRABANE DISTRICT COUNCIL AREA

Management Type	Total – Enrolments 2017/18	Numbers of Schools	Total Approved Enrolment
Controlled	2,132	3	2,110
Voluntary	4,487	4	4,640
Catholic Maintained	5,225	6	5,550
Grant Maintained Integrated	577	1	800

### Available School Places

In post-primary schools there has been a decrease of 138 available places compared to the corresponding figure in the 2021 Annual Area Profiles.

### School Finance and Enrolment

The chart overleaf summarises the financial position of the schools in the council area between 2018/19 and 2020/21. The Authority does not retain information for voluntary grammar and grant maintained schools and these are shown under the “no budgetary information” category.

The chart overleaf also summarises the enrolment history of the schools between 2018/19 and 2021/22.

This data is assessed against the sustainable schools criteria:

- In 2021/22 there were 3 schools with a year 8 to 12 enrolment below 500.
- In 2021/22 there were 5 schools with a 6<sup>th</sup> form below 100.
- The number of schools with a deficit greater than 5% remained the same in 2020/21 when compared to the previous year.

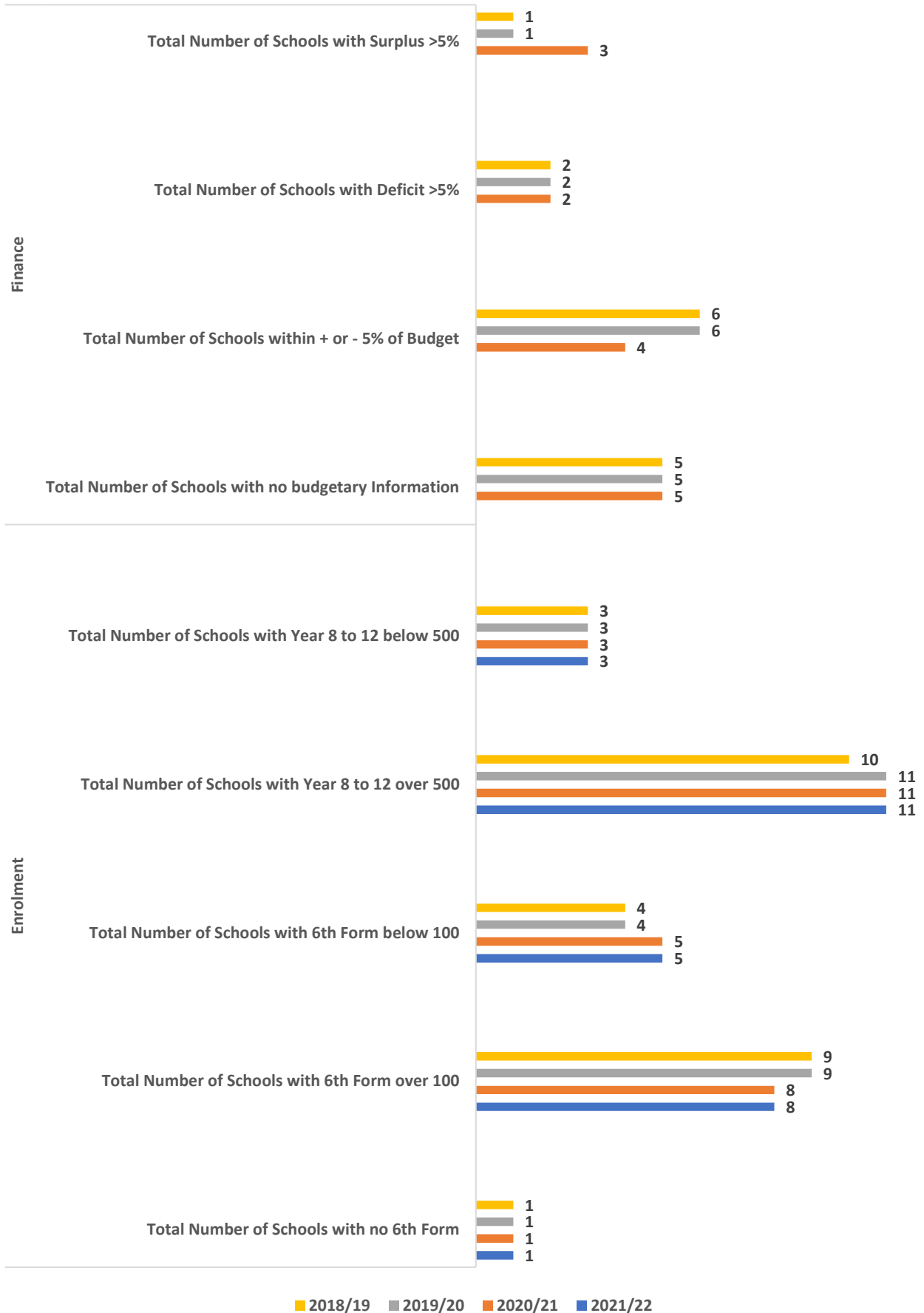
### Compliance with the Entitlement Framework Requirements (Post-Primary Schools)

In 2021/22 there were a total of 14 schools that complied with the KS4 component of the EF which was an increase in the number of schools when compared to 2020/21. In addition 11 schools in 2021/22 were compliant with the post-16 component which was a decrease in the number of schools compared to 2020/21.

## Derry City and Strabane District Council Area Finance and Enrolment Summary

Finance

Enrolment



## Post-Primary School Annual Area Profile 2022

DE Ref No	School Name	Status	Council Area
2210065	Castledearg High School	Controlled	DERRY CITY AND STRABANE

Annual Census Information				
Year	Total pupils Y8-Y12	6 <sup>th</sup> Form	Total Enrolment	Pupils in IMU
2018/19	337	57	394	0
2019/20	367	53	420	0
2020/21	413	57	470	0
2021/22	439	66	505	0
Approved Enrolment Number				450
Approved Admissions Number				90
Year 8 Pupils 2021/22				87
First Preference Applications 2021/22				78
% FSME				35.84

Educational Achievements				
Year	5+ GCSE A*-C % of year 12 pupils achieving 5+ GCSEs grades A*-C (including equivalents)	5+ GCSE A*-C inc English & Maths % of year 12 pupils achieving 5+ GCSEs grades A*-C (including equivalents) Including English and Maths	3+ A Levels A*-C % of pupils achieving 3+ A Level grades A*-C (including equivalents)	2+ A Levels A*-E % of pupils achieving 2+ A Level grades A*-E (including equivalents)
2018/19	89.6	76.1	74.1	96.3
2019/20	Not available	Not available	Not available	Not available
2020/21	Not available	Not available	Not available	Not available
In formal intervention any period 1 April 2021-31 March 2022				

EF Compliant	
Key Stage 4 compliant	Y
Post-16 compliant	Y

Budgets			
Year	Available Delegated Resources £	Surplus/Deficit £	Surplus/Deficit %
2018/19	1,723,642	-371,812	-21.57%
2019/20	1,566,520	-567,154	-36.20%
2020/21	1,726,937	-573,327	-33.20%

KEY TO SYMBOLS & TEXT USED IN DATA ABOVE	
Symbol/Text	Definition
*	Relates to fewer than 5 cases
#	Means that a figure greater than or equal to 5 had been treated to prevent disclosure of a small number elsewhere
-	School not open in this academic year or closed in the previous academic year so data could not be collected and validated post exams
n/a	Not applicable, no pupils in the relevant year of study
JH	Junior High School, no year 12 or post 16 pupils



## Post-Primary School Annual Area Profile 2022

DE Ref No	School Name	Status	Council Area
2420229	Foyle College	Voluntary	DERRY CITY AND STRABANE

Annual Census Information				
Year	Total pupils Y8-Y12	6 <sup>th</sup> Form	Total Enrolment	Pupils in IMU
2018/19	628	199	827	0
2019/20	647	203	850	0
2020/21	661	215	876	0
2021/22	664	215	879	0
Approved Enrolment Number				850
Approved Admissions Number				126
Year 8 Pupils 2021/22				128
First Preference Applications 2021/22				135
% FSME				12.86

Educational Achievements				
Year	5+ GCSE A*-C % of year 12 pupils achieving 5+ GCSEs grades A*-C (including equivalents)	5+ GCSE A*-C inc English & Maths % of year 12 pupils achieving 5+ GCSEs grades A*-C (including equivalents) Including English and Maths	3+ A Levels A*-C % of pupils achieving 3+ A Level grades A*-C (including equivalents)	2+ A Levels A*-E % of pupils achieving 2+ A Level grades A*-E (including equivalents)
2018/19	96.6	96.6	61.1	98.9
2019/20	Not available	Not available	Not available	Not available
2020/21	Not available	Not available	Not available	Not available
In formal intervention any period 1 April 2021-31 March 2022				

EF Compliant	
Key Stage 4 compliant	Y
Post-16 compliant	Y

Budgets			
Year	Available Delegated Resources £	Surplus/Deficit £	Surplus/Deficit %
2018/19			
2019/20			
2020/21			

KEY TO SYMBOLS & TEXT USED IN DATA ABOVE	
Symbol/Text	Definition
*	Relates to fewer than 5 cases
#	Means that a figure greater than or equal to 5 had been treated to prevent disclosure of a small number elsewhere
-	School not open in this academic year or closed in the previous academic year so data could not be collected and validated post exams
n/a	Not applicable, no pupils in the relevant year of study
JH	Junior High School, no year 12 or post 16 pupils

## Post-Primary School Annual Area Profile 2022

DE Ref No	School Name	Status	Council Area
2230301	Holy Cross College	Catholic Maintained	DERRY CITY AND STRABANE

Annual Census Information				
Year	Total pupils Y8-Y12	6 <sup>th</sup> Form	Total Enrolment	Pupils in IMU
2018/19	1321	263	1584	0
2019/20	1296	237	1533	0
2020/21	1331	258	1589	0
2021/22	1330	269	1599	0
Approved Enrolment Number				1830
Approved Admissions Number				300
Year 8 Pupils 2021/22				277
First Preference Applications 2021/22				253
% FSME				35.77

Educational Achievements				
Year	5+ GCSE A*-C % of year 12 pupils achieving 5+ GCSEs grades A*-C (including equivalents)	5+ GCSE A*-C inc English & Maths % of year 12 pupils achieving 5+ GCSEs grades A*-C (including equivalents) Including English and Maths	3+ A Levels A*-C % of pupils achieving 3+ A Level grades A*-C (including equivalents)	2+ A Levels A*-E % of pupils achieving 2+ A Level grades A*-E (including equivalents)
2018/19	68.3	58.2	60.3	96.8
2019/20	Not available	Not available	Not available	Not available
2020/21	Not available	Not available	Not available	Not available
In formal intervention any period 1 April 2021-31 March 2022				

EF Compliant	
Key Stage 4 compliant	Y
Post-16 compliant	Y

Budgets			
Year	Available Delegated Resources £	Surplus/Deficit £	Surplus/Deficit %
2018/19	7,106,655	-71,650	-1.01%
2019/20	6,978,707	-334,953	-4.80%
2020/21	7,326,765	-309,985	-4.23%

KEY TO SYMBOLS & TEXT USED IN DATA ABOVE	
Symbol/Text	Definition
*	Relates to fewer than 5 cases
#	Means that a figure greater than or equal to 5 had been treated to prevent disclosure of a small number elsewhere
-	School not open in this academic year or closed in the previous academic year so data could not be collected and validated post exams
n/a	Not applicable, no pupils in the relevant year of study
JH	Junior High School, no year 12 or post 16 pupils

## Post-Primary School Annual Area Profile 2022

DE Ref No	School Name	Status	Council Area
2210306	Lisneal College	Controlled	DERRY CITY AND STRABANE

Annual Census Information				
Year	Total pupils Y8-Y12	6 <sup>th</sup> Form	Total Enrolment	Pupils in IMU
2018/19	566	98	664	0
2019/20	687	72	759	0
2020/21	825	69	894	0
2021/22	917	106	1023	0
<b>Approved Enrolment Number</b>				960
<b>Approved Admissions Number</b>				178
<b>Year 8 Pupils 2021/22</b>				210
<b>First Preference Applications 2021/22</b>				196
<b>% FSME</b>				39.98

Educational Achievements				
Year	5+ GCSE A*-C % of year 12 pupils achieving 5+ GCSEs grades A*-C (including equivalents)	5+ GCSE A*-C inc English & Maths % of year 12 pupils achieving 5+ GCSEs grades A*-C (including equivalents) Including English and Maths	3+ A Levels A*-C % of pupils achieving 3+ A Level grades A*-C (including equivalents)	2+ A Levels A*-E % of pupils achieving 2+ A Level grades A*-E (including equivalents)
2018/19	90.2	55.7	42.5	95.0
2019/20	Not available	Not available	Not available	Not available
2020/21	Not available	Not available	Not available	Not available
In formal intervention any period 1 April 2021-31 March 2022				

EF Compliant	
Key Stage 4 compliant	Y
Post-16 compliant	N

Budgets			
Year	Available Delegated Resources £	Surplus/Deficit £	Surplus/Deficit %
2018/19	2,847,291	-79,168	-2.78%
2019/20	3,195,696	-137,077	-4.29%
2020/21	3,744,334	-18,448	-0.49%

KEY TO SYMBOLS & TEXT USED IN DATA ABOVE	
Symbol/Text	Definition
*	Relates to fewer than 5 cases
#	Means that a figure greater than or equal to 5 had been treated to prevent disclosure of a small number elsewhere
-	School not open in this academic year or closed in the previous academic year so data could not be collected and validated post exams
n/a	Not applicable, no pupils in the relevant year of study
JH	Junior High School, no year 12 or post 16 pupils

## Post-Primary School Annual Area Profile 2022

DE Ref No	School Name	Status	Council Area
2420287	Lumen Christi College	Voluntary	DERRY CITY AND STRABANE

Annual Census Information				
Year	Total pupils Y8-Y12	6 <sup>th</sup> Form	Total Enrolment	Pupils in IMU
2018/19	615	240	855	0
2019/20	609	244	853	0
2020/21	614	241	855	0
2021/22	613	242	855	0
<b>Approved Enrolment Number</b>				840
<b>Approved Admissions Number</b>				120
<b>Year 8 Pupils 2021/22</b>				125
<b>First Preference Applications 2021/22</b>				190
<b>% FSME</b>				10.76

Educational Achievements				
Year	5+ GCSE A*-C % of year 12 pupils achieving 5+ GCSEs grades A*-C (including equivalents)	5+ GCSE A*-C inc English & Maths % of year 12 pupils achieving 5+ GCSEs grades A*-C (including equivalents) Including English and Maths	3+ A Levels A*-C % of pupils achieving 3+ A Level grades A*-C (including equivalents)	2+ A Levels A*-E % of pupils achieving 2+ A Level grades A*-E (including equivalents)
2018/19	100.0	100.0	89.5	100.0
2019/20	Not available	Not available	Not available	Not available
2020/21	Not available	Not available	Not available	Not available
In formal intervention any period 1 April 2021-31 March 2022				

EF Compliant	
Key Stage 4 compliant	Y
Post-16 compliant	Y

Budgets			
Year	Available Delegated Resources £	Surplus/Deficit £	Surplus/Deficit %
2018/19			
2019/20			
2020/21			

KEY TO SYMBOLS & TEXT USED IN DATA ABOVE	
Symbol/Text	Definition
*	Relates to fewer than 5 cases
#	Means that a figure greater than or equal to 5 had been treated to prevent disclosure of a small number elsewhere
-	School not open in this academic year or closed in the previous academic year so data could not be collected and validated post exams
n/a	Not applicable, no pupils in the relevant year of study
JH	Junior High School, no year 12 or post 16 pupils

## Post-Primary School Annual Area Profile 2022

DE Ref No	School Name	Status	Council Area
2260276	Oakgrove Integrated College	GMI	DERRY CITY AND STRABANE

Annual Census Information				
Year	Total pupils Y8-Y12	6 <sup>th</sup> Form	Total Enrolment	Pupils in IMU
2018/19	556	127	683	0
2019/20	530	131	661	0
2020/21	516	101	617	0
2021/22	478	99	577	0
Approved Enrolment Number				800
Approved Admissions Number				130
Year 8 Pupils 2021/22				77
First Preference Applications 2021/22				61
% FSME				50.78

Educational Achievements				
Year	5+ GCSE A*-C % of year 12 pupils achieving 5+ GCSEs grades A*-C (including equivalents)	5+ GCSE A*-C inc English & Maths % of year 12 pupils achieving 5+ GCSEs grades A*-C (including equivalents) Including English and Maths	3+ A Levels A*-C % of pupils achieving 3+ A Level grades A*-C (including equivalents)	2+ A Levels A*-E % of pupils achieving 2+ A Level grades A*-E (including equivalents)
2018/19	64.8	37.0	46.5	90.7
2019/20	Not available	Not available	Not available	Not available
2020/21	Not available	Not available	Not available	Not available
In formal intervention any period 1 April 2021-31 March 2022				

EF Compliant	
Key Stage 4 compliant	Y
Post-16 compliant	Y

Budgets			
Year	Available Delegated Resources £	Surplus/Deficit £	Surplus/Deficit %
2018/19			
2019/20			
2020/21			

KEY TO SYMBOLS & TEXT USED IN DATA ABOVE	
Symbol/Text	Definition
*	Relates to fewer than 5 cases
#	Means that a figure greater than or equal to 5 had been treated to prevent disclosure of a small number elsewhere
-	School not open in this academic year or closed in the previous academic year so data could not be collected and validated post exams
n/a	Not applicable, no pupils in the relevant year of study
JH	Junior High School, no year 12 or post 16 pupils

## Post-Primary School Annual Area Profile 2022

DE Ref No	School Name	Status	Council Area
2230225	St Brigid's College, Shantallow	Catholic Maintained	DERRY CITY AND STRABANE

Annual Census Information				
Year	Total pupils Y8-Y12	6 <sup>th</sup> Form	Total Enrolment	Pupils in IMU
2018/19	656	73	729	0
2019/20	665	70	735	0
2020/21	698	85	783	0
2021/22	733	81	814	0
Approved Enrolment Number				720
Approved Admissions Number				125
Year 8 Pupils 2021/22				147
First Preference Applications 2021/22				145
% FSME				61.43

Educational Achievements				
Year	5+ GCSE A*-C % of year 12 pupils achieving 5+ GCSEs grades A*-C (including equivalents)	5+ GCSE A*-C inc English & Maths % of year 12 pupils achieving 5+ GCSEs grades A*-C (including equivalents) Including English and Maths	3+ A Levels A*-C % of pupils achieving 3+ A Level grades A*-C (including equivalents)	2+ A Levels A*-E % of pupils achieving 2+ A Level grades A*-E (including equivalents)
2018/19	91.5	62.3	93.3	100.0
2019/20	Not available	Not available	Not available	Not available
2020/21	Not available	Not available	Not available	Not available
In formal intervention any period 1 April 2021-31 March 2022				

EF Compliant	
Key Stage 4 compliant	Y
Post-16 compliant	Y

Budgets			
Year	Available Delegated Resources £	Surplus/Deficit £	Surplus/Deficit %
2018/19	3,217,458	-53,486	-1.66%
2019/20	3,506,406	139,535	3.98%
2020/21	4,069,936	494,198	12.14%

KEY TO SYMBOLS & TEXT USED IN DATA ABOVE	
Symbol/Text	Definition
*	Relates to fewer than 5 cases
#	Means that a figure greater than or equal to 5 had been treated to prevent disclosure of a small number elsewhere
-	School not open in this academic year or closed in the previous academic year so data could not be collected and validated post exams
n/a	Not applicable, no pupils in the relevant year of study
JH	Junior High School, no year 12 or post 16 pupils

## Post-Primary School Annual Area Profile 2022

DE Ref No	School Name	Status	Council Area
2230188	St Cecilia's College, Bligh's Lane	Catholic Maintained	DERRY CITY AND STRABANE

Annual Census Information				
Year	Total pupils Y8-Y12	6 <sup>th</sup> Form	Total Enrolment	Pupils in IMU
2018/19	613	193	806	0
2019/20	618	185	803	0
2020/21	631	197	828	0
2021/22	672	188	860	0
Approved Enrolment Number				825
Approved Admissions Number				129
Year 8 Pupils 2021/22				137
First Preference Applications 2021/22				115
% FSME				57.91

Educational Achievements				
Year	5+ GCSE A*-C % of year 12 pupils achieving 5+ GCSEs grades A*-C (including equivalents)	5+ GCSE A*-C inc English & Maths % of year 12 pupils achieving 5+ GCSEs grades A*-C (including equivalents) Including English and Maths	3+ A Levels A*-C % of pupils achieving 3+ A Level grades A*-C (including equivalents)	2+ A Levels A*-E % of pupils achieving 2+ A Level grades A*-E (including equivalents)
2018/19	97.4	71.6	59.2	100.0
2019/20	Not available	Not available	Not available	Not available
2020/21	Not available	Not available	Not available	Not available
In formal intervention any period 1 April 2021-31 March 2022				

EF Compliant	
Key Stage 4 compliant	Y
Post-16 compliant	Y

Budgets			
Year	Available Delegated Resources £	Surplus/Deficit £	Surplus/Deficit %
2018/19	3,743,091	-36,208	-0.97%
2019/20	3,910,354	-72,271	-1.85%
2020/21	4,209,834	52,168	1.24%

KEY TO SYMBOLS & TEXT USED IN DATA ABOVE	
Symbol/Text	Definition
*	Relates to fewer than 5 cases
#	Means that a figure greater than or equal to 5 had been treated to prevent disclosure of a small number elsewhere
-	School not open in this academic year or closed in the previous academic year so data could not be collected and validated post exams
n/a	Not applicable, no pupils in the relevant year of study
JH	Junior High School, no year 12 or post 16 pupils

## Post-Primary School Annual Area Profile 2022

DE Ref No	School Name	Status	Council Area
2420054	St Columb's College, Buncrana Road	Voluntary	DERRY CITY AND STRABANE

Annual Census Information				
Year	Total pupils Y8-Y12	6 <sup>th</sup> Form	Total Enrolment	Pupils in IMU
2018/19	1051	360	1411	0
2019/20	1029	341	1370	0
2020/21	1020	317	1337	0
2021/22	1035	314	1349	0
Approved Enrolment Number				1540
Approved Admissions Number				220
Year 8 Pupils 2021/22				221
First Preference Applications 2021/22				186
% FSME				27.13

Educational Achievements				
Year	5+ GCSE A*-C % of year 12 pupils achieving 5+ GCSEs grades A*-C (including equivalents)	5+ GCSE A*-C inc English & Maths % of year 12 pupils achieving 5+ GCSEs grades A*-C (including equivalents) Including English and Maths	3+ A Levels A*-C % of pupils achieving 3+ A Level grades A*-C (including equivalents)	2+ A Levels A*-E % of pupils achieving 2+ A Level grades A*-E (including equivalents)
2018/19	89.6	88.6	69.2	100.0
2019/20	Not available	Not available	Not available	Not available
2020/21	Not available	Not available	Not available	Not available
In formal intervention any period 1 April 2021-31 March 2022				

EF Compliant	
Key Stage 4 compliant	Y
Post-16 compliant	Y

Budgets			
Year	Available Delegated Resources £	Surplus/Deficit £	Surplus/Deficit %
2018/19			
2019/20			
2020/21			

KEY TO SYMBOLS & TEXT USED IN DATA ABOVE	
Symbol/Text	Definition
*	Relates to fewer than 5 cases
#	Means that a figure greater than or equal to 5 had been treated to prevent disclosure of a small number elsewhere
-	School not open in this academic year or closed in the previous academic year so data could not be collected and validated post exams
n/a	Not applicable, no pupils in the relevant year of study
JH	Junior High School, no year 12 or post 16 pupils



## Post-Primary School Annual Area Profile 2022

DE Ref No	School Name	Status	Council Area
2230131	St Joseph's Boys' School, Westway	Catholic Maintained	DERRY CITY AND STRABANE

Annual Census Information				
Year	Total pupils Y8-Y12	6 <sup>th</sup> Form	Total Enrolment	Pupils in IMU
2018/19	555	122	677	0
2019/20	515	124	639	0
2020/21	486	96	582	0
2021/22	471	87	558	0
Approved Enrolment Number				850
Approved Admissions Number				140
Year 8 Pupils 2021/22				95
First Preference Applications 2021/22				64
% FSME				65.23

Educational Achievements				
Year	5+ GCSE A*-C % of year 12 pupils achieving 5+ GCSEs grades A*-C (including equivalents)	5+ GCSE A*-C inc English & Maths % of year 12 pupils achieving 5+ GCSEs grades A*-C (including equivalents) Including English and Maths	3+ A Levels A*-C % of pupils achieving 3+ A Level grades A*-C (including equivalents)	2+ A Levels A*-E % of pupils achieving 2+ A Level grades A*-E (including equivalents)
2018/19	86.7	36.7	37.5	91.7
2019/20	Not available	Not available	Not available	Not available
2020/21	Not available	Not available	Not available	Not available
In formal intervention any period 1 April 2021-31 March 2022				

EF Compliant	
Key Stage 4 compliant	Y
Post-16 compliant	N

Budgets			
Year	Available Delegated Resources £	Surplus/Deficit £	Surplus/Deficit %
2018/19	3,485,277	-67,951	-1.95%
2019/20	3,292,669	-147,923	-4.49%
2020/21	3,457,670	-22,659	-0.66%

KEY TO SYMBOLS & TEXT USED IN DATA ABOVE	
Symbol/Text	Definition
*	Relates to fewer than 5 cases
#	Means that a figure greater than or equal to 5 had been treated to prevent disclosure of a small number elsewhere
-	School not open in this academic year or closed in the previous academic year so data could not be collected and validated post exams
n/a	Not applicable, no pupils in the relevant year of study
JH	Junior High School, no year 12 or post 16 pupils

## Post-Primary School Annual Area Profile 2022

DE Ref No	School Name	Status	Council Area
2230081	St Mary's College	Catholic Maintained	DERRY CITY AND STRABANE

Annual Census Information				
Year	Total pupils Y8-Y12	6 <sup>th</sup> Form	Total Enrolment	Pupils in IMU
2018/19	665	212	877	0
2019/20	694	212	906	0
2020/21	682	211	893	0
2021/22	668	201	869	0
<b>Approved Enrolment Number</b>				825
<b>Approved Admissions Number</b>				130
<b>Year 8 Pupils 2021/22</b>				126
<b>First Preference Applications 2021/22</b>				113
<b>% FSME</b>				51.09

Educational Achievements				
Year	5+ GCSE A*-C % of year 12 pupils achieving 5+ GCSEs grades A*-C (including equivalents)	5+ GCSE A*-C inc English & Maths % of year 12 pupils achieving 5+ GCSEs grades A*-C (including equivalents) Including English and Maths	3+ A Levels A*-C % of pupils achieving 3+ A Level grades A*-C (including equivalents)	2+ A Levels A*-E % of pupils achieving 2+ A Level grades A*-E (including equivalents)
2018/19	97.5	61.0	81.4	98.6
2019/20	Not available	Not available	Not available	Not available
2020/21	Not available	Not available	Not available	Not available
In formal intervention any period 1 April 2021-31 March 2022				

EF Compliant	
Key Stage 4 compliant	Y
Post-16 compliant	Y

Budgets			
Year	Available Delegated Resources £	Surplus/Deficit £	Surplus/Deficit %
2018/19	4,111,871	8,047	0.20%
2019/20	4,359,960	-56,641	-1.30%
2020/21	4,741,522	381,989	8.06%

KEY TO SYMBOLS & TEXT USED IN DATA ABOVE	
Symbol/Text	Definition
*	Relates to fewer than 5 cases
#	Means that a figure greater than or equal to 5 had been treated to prevent disclosure of a small number elsewhere
-	School not open in this academic year or closed in the previous academic year so data could not be collected and validated post exams
n/a	Not applicable, no pupils in the relevant year of study
JH	Junior High School, no year 12 or post 16 pupils

## Post-Primary School Annual Area Profile 2022

DE Ref No	School Name	Status	Council Area
2230122	St Patrick's & St Brigid's High School	Catholic Maintained	DERRY CITY AND STRABANE

Annual Census Information				
Year	Total pupils Y8-Y12	6 <sup>th</sup> Form	Total Enrolment	Pupils in IMU
2018/19	492	0	492	0
2019/20	499	0	499	0
2020/21	517	0	517	0
2021/22	525	0	525	0
Approved Enrolment Number				500
Approved Admissions Number				100
Year 8 Pupils 2021/22				108
First Preference Applications 2021/22				78
% FSME				41.71

Educational Achievements				
Year	5+ GCSE A*-C % of year 12 pupils achieving 5+ GCSEs grades A*-C (including equivalents)	5+ GCSE A*-C inc English & Maths % of year 12 pupils achieving 5+ GCSEs grades A*-C (including equivalents) Including English and Maths	3+ A Levels A*-C % of pupils achieving 3+ A Level grades A*-C (including equivalents)	2+ A Levels A*-E % of pupils achieving 2+ A Level grades A*-E (including equivalents)
2018/19	94.3	50.6	n/a	n/a
2019/20	Not available	Not available	Not available	Not available
2020/21	Not available	Not available	Not available	Not available
In formal intervention any period 1 April 2021-31 March 2022				

EF Compliant	
Key Stage 4 compliant	Y
Post-16 compliant	No Sixth Form

Budgets			
Year	Available Delegated Resources £	Surplus/Deficit £	Surplus/Deficit %
2018/19	2,473,146	341,111	13.79%
2019/20	2,565,657	384,104	14.97%
2020/21	2,888,669	550,438	19.06%

KEY TO SYMBOLS & TEXT USED IN DATA ABOVE	
Symbol/Text	Definition
*	Relates to fewer than 5 cases
#	Means that a figure greater than or equal to 5 had been treated to prevent disclosure of a small number elsewhere
-	School not open in this academic year or closed in the previous academic year so data could not be collected and validated post exams
n/a	Not applicable, no pupils in the relevant year of study
JH	Junior High School, no year 12 or post 16 pupils

## Post-Primary School Annual Area Profile 2022

DE Ref No	School Name	Status	Council Area
2410311	Strabane Academy	Controlled	DERRY CITY AND STRABANE

Annual Census Information				
Year	Total pupils Y8-Y12	6 <sup>th</sup> Form	Total Enrolment	Pupils in IMU
2018/19	411	96	507	0
2019/20	436	81	517	0
2020/21	469	98	567	0
2021/22	509	95	604	0
Approved Enrolment Number				700
Approved Admissions Number				110
Year 8 Pupils 2021/22				109
First Preference Applications 2021/22				108
% FSME				34.77

Educational Achievements				
Year	5+ GCSE A*-C % of year 12 pupils achieving 5+ GCSEs grades A*-C (including equivalents)	5+ GCSE A*-C inc English & Maths % of year 12 pupils achieving 5+ GCSEs grades A*-C (including equivalents) Including English and Maths	3+ A Levels A*-C % of pupils achieving 3+ A Level grades A*-C (including equivalents)	2+ A Levels A*-E % of pupils achieving 2+ A Level grades A*-E (including equivalents)
2018/19	83.1	66.2	74.5	100.0
2019/20	Not available	Not available	Not available	Not available
2020/21	Not available	Not available	Not available	Not available
In formal intervention any period 1 April 2021-31 March 2022				

EF Compliant	
Key Stage 4 compliant	Y
Post-16 compliant	Y

Budgets			
Year	Available Delegated Resources £	Surplus/Deficit £	Surplus/Deficit %
2018/19	624,175	-2,389,826	-382.88%
2019/20	118,130	-2,965,354	-2510.25%
2020/21	-126,675	-3,283,955	-2592.43%

KEY TO SYMBOLS & TEXT USED IN DATA ABOVE	
Symbol/Text	Definition
*	Relates to fewer than 5 cases
#	Means that a figure greater than or equal to 5 had been treated to prevent disclosure of a small number elsewhere
-	School not open in this academic year or closed in the previous academic year so data could not be collected and validated post exams
n/a	Not applicable, no pupils in the relevant year of study
JH	Junior High School, no year 12 or post 16 pupils

## Post-Primary School Annual Area Profile 2022

DE Ref No	School Name	Status	Council Area
2420052	Thornhill College	Voluntary	DERRY CITY AND STRABANE

Annual Census Information				
Year	Total pupils Y8-Y12	6 <sup>th</sup> Form	Total Enrolment	Pupils in IMU
2018/19	1017	374	1391	0
2019/20	1025	378	1403	0
2020/21	1018	398	1416	0
2021/22	1018	386	1404	0
Approved Enrolment Number				1410
Approved Admissions Number				200
Year 8 Pupils 2021/22				202
First Preference Applications 2021/22				210
% FSME				24.43

Educational Achievements				
Year	5+ GCSE A*-C % of year 12 pupils achieving 5+ GCSEs grades A*-C (including equivalents)	5+ GCSE A*-C inc English & Maths % of year 12 pupils achieving 5+ GCSEs grades A*-C (including equivalents) Including English and Maths	3+ A Levels A*-C % of pupils achieving 3+ A Level grades A*-C (including equivalents)	2+ A Levels A*-E % of pupils achieving 2+ A Level grades A*-E (including equivalents)
2018/19	98.5	98.0	72.2	100.0
2019/20	Not available	Not available	Not available	Not available
2020/21	Not available	Not available	Not available	Not available
In formal intervention any period 1 April 2021-31 March 2022				

EF Compliant	
Key Stage 4 compliant	Y
Post-16 compliant	Y

Budgets			
Year	Available Delegated Resources £	Surplus/Deficit £	Surplus/Deficit %
2018/19			
2019/20			
2020/21			

KEY TO SYMBOLS & TEXT USED IN DATA ABOVE	
Symbol/Text	Definition
*	Relates to fewer than 5 cases
#	Means that a figure greater than or equal to 5 had been treated to prevent disclosure of a small number elsewhere
-	School not open in this academic year or closed in the previous academic year so data could not be collected and validated post exams
n/a	Not applicable, no pupils in the relevant year of study
JH	Junior High School, no year 12 or post 16 pupils

**Fermanagh and Omagh  
District Council**

## SUMMARY DATA FOR POST-PRIMARY SCHOOLS IN THE FERMANAGH AND OMAGH DISTRICT COUNCIL AREA

Management Type	Total – Enrolments	Numbers of Schools	Total Approved Enrolment
Controlled	1,747	3	1,855
Voluntary	4,209	5	4,270
Catholic Maintained	3,235	8	3,835
Grant Maintained Integrated	1,061	2	1,045

### Available School Places

In post-primary schools there has been a decrease of 330 in the number available places compared to the corresponding figure in the 2021 Annual Area Profiles.

### School Finance and Enrolment

The chart overleaf summarises the financial position of the schools in the council area between 2018/19 and 2020/21. The Authority does not retain information for voluntary grammar and grant maintained schools and these are shown under the “no budgetary information” category.

The chart overleaf also summarises the enrolment history of the schools between 2018/19 and 2021/22.

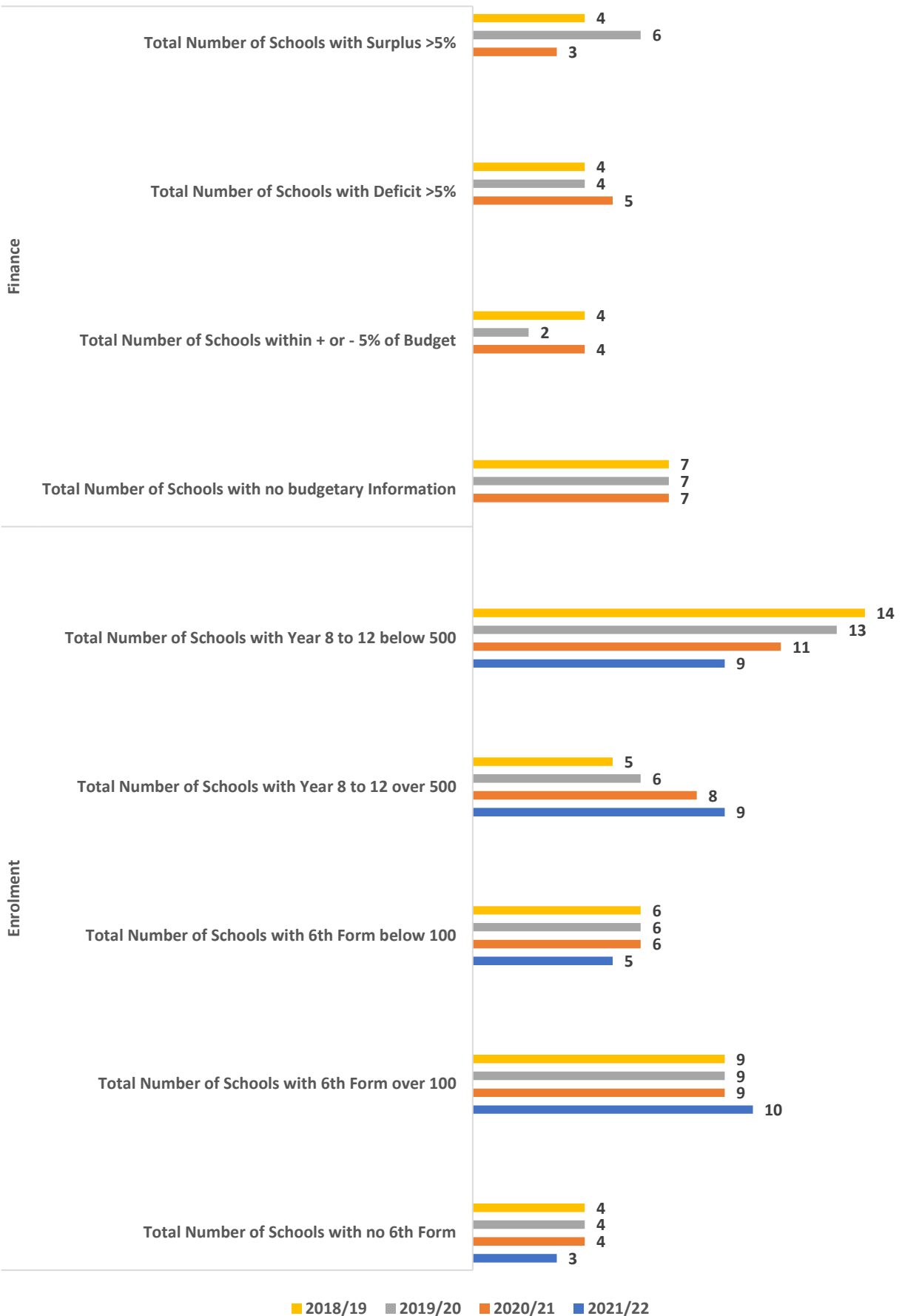
This data is assessed against the sustainable schools criteria:

- In 2021/22 there were 9 schools with a year 8 to 12 enrolment below 500.
- In 2021/22 there were 5 schools with a 6<sup>th</sup> form below 100.
- The number of schools with a deficit greater than 5% increased in 2020/21 when compared to the previous year.

### Compliance with the Entitlement Framework Requirements (Post-Primary Schools)

In 2021/22 there were a total of 16 schools that complied with the KS4 component of the EF which was a decrease in the number of schools when compared to 2020/21. In addition 12 schools in 2021/22 were compliant with the post-16 component which was an increase in the number of schools compared to 2020/21.

## Fermanagh and Omagh District Council Area Finance and Enrolment Summary





## Post-Primary School Annual Area Profile 2022

DE Ref No	School Name	Status	Council Area
2420064	Christian Brothers' Grammar School	Voluntary	FERMANAGH AND OMAGH

Annual Census Information				
Year	Total pupils Y8-Y12	6 <sup>th</sup> Form	Total Enrolment	Pupils in IMU
2018/19	695	250	945	0
2019/20	694	259	953	0
2020/21	698	270	968	0
2021/22	700	249	949	0
Approved Enrolment Number				950
Approved Admissions Number				135
Year 8 Pupils 2021/22				141
First Preference Applications 2021/22				159
% FSME				17.18

Educational Achievements				
Year	5+ GCSE A*-C % of year 12 pupils achieving 5+ GCSEs grades A*-C (including equivalents)	5+ GCSE A*-C inc English & Maths % of year 12 pupils achieving 5+ GCSEs grades A*-C (including equivalents) Including English and Maths	3+ A Levels A*-C % of pupils achieving 3+ A Level grades A*-C (including equivalents)	2+ A Levels A*-E % of pupils achieving 2+ A Level grades A*-E (including equivalents)
2018/19	96.4	94.2	83.0	100.0
2019/20	Not available	Not available	Not available	Not available
2020/21	Not available	Not available	Not available	Not available
In formal intervention any period 1 April 2021-31 March 2022				

EF Compliant	
Key Stage 4 compliant	Y
Post-16 compliant	Y

Budgets			
Year	Available Delegated Resources £	Surplus/Deficit £	Surplus/Deficit %
2018/19			
2019/20			
2020/21			

KEY TO SYMBOLS & TEXT USED IN DATA ABOVE	
Symbol/Text	Definition
*	Relates to fewer than 5 cases
#	Means that a figure greater than or equal to 5 had been treated to prevent disclosure of a small number elsewhere
-	School not open in this academic year or closed in the previous academic year so data could not be collected and validated post exams
n/a	Not applicable, no pupils in the relevant year of study
JH	Junior High School, no year 12 or post 16 pupils

## Post-Primary School Annual Area Profile 2022

DE Ref No	School Name	Status	Council Area
2230138	Dean Maguirc College	Catholic Maintained	FERMANAGH AND OMAGH

Annual Census Information				
Year	Total pupils Y8-Y12	6 <sup>th</sup> Form	Total Enrolment	Pupils in IMU
2018/19	443	94	537	0
2019/20	450	83	533	0
2020/21	471	94	565	0
2021/22	509	102	611	0
Approved Enrolment Number				440
Approved Admissions Number				80
Year 8 Pupils 2021/22				121
First Preference Applications 2021/22				112
% FSME				27.66

Educational Achievements				
Year	5+ GCSE A*-C % of year 12 pupils achieving 5+ GCSEs grades A*-C (including equivalents)	5+ GCSE A*-C inc English & Maths % of year 12 pupils achieving 5+ GCSEs grades A*-C (including equivalents) Including English and Maths	3+ A Levels A*-C % of pupils achieving 3+ A Level grades A*-C (including equivalents)	2+ A Levels A*-E % of pupils achieving 2+ A Level grades A*-E (including equivalents)
2018/19	71.4	50.6	70.8	97.9
2019/20	Not available	Not available	Not available	Not available
2020/21	Not available	Not available	Not available	Not available
In formal intervention any period 1 April 2021-31 March 2022				

EF Compliant	
Key Stage 4 compliant	Y
Post-16 compliant	Y

Budgets			
Year	Available Delegated Resources £	Surplus/Deficit £	Surplus/Deficit %
2018/19	2,373,218	93,323	3.93%
2019/20	2,466,632	-33,854	-1.37%
2020/21	2,586,889	-32,113	-1.24%

KEY TO SYMBOLS & TEXT USED IN DATA ABOVE	
Symbol/Text	Definition
*	Relates to fewer than 5 cases
#	Means that a figure greater than or equal to 5 had been treated to prevent disclosure of a small number elsewhere
-	School not open in this academic year or closed in the previous academic year so data could not be collected and validated post exams
n/a	Not applicable, no pupils in the relevant year of study
JH	Junior High School, no year 12 or post 16 pupils

## Post-Primary School Annual Area Profile 2022

DE Ref No	School Name	Status	Council Area
2210312	Devenish College	Controlled	FERMANAGH AND OMAGH

Annual Census Information				
Year	Total pupils Y8-Y12	6 <sup>th</sup> Form	Total Enrolment	Pupils in IMU
2018/19	480	62	542	0
2019/20	516	52	568	0
2020/21	555	67	622	0
2021/22	585	84	669	0
Approved Enrolment Number				665
Approved Admissions Number				120
Year 8 Pupils 2021/22				125
First Preference Applications 2021/22				100
% FSME				31.39

Educational Achievements				
Year	5+ GCSE A*-C % of year 12 pupils achieving 5+ GCSEs grades A*-C (including equivalents)	5+ GCSE A*-C inc English & Maths % of year 12 pupils achieving 5+ GCSEs grades A*-C (including equivalents) Including English and Maths	3+ A Levels A*-C % of pupils achieving 3+ A Level grades A*-C (including equivalents)	2+ A Levels A*-E % of pupils achieving 2+ A Level grades A*-E (including equivalents)
2018/19	80.3	60.7	44.4	100.0
2019/20	Not available	Not available	Not available	Not available
2020/21	Not available	Not available	Not available	Not available
In formal intervention any period 1 April 2021-31 March 2022				

EF Compliant	
Key Stage 4 compliant	Y
Post-16 compliant	Y

Budgets			
Year	Available Delegated Resources £	Surplus/Deficit £	Surplus/Deficit %
2018/19	2,080,573	-262,584	-12.62%
2019/20	2,169,184	-564,688	-26.03%
2020/21	2,289,586	-636,189	-27.79%

KEY TO SYMBOLS & TEXT USED IN DATA ABOVE	
Symbol/Text	Definition
*	Relates to fewer than 5 cases
#	Means that a figure greater than or equal to 5 had been treated to prevent disclosure of a small number elsewhere
-	School not open in this academic year or closed in the previous academic year so data could not be collected and validated post exams
n/a	Not applicable, no pupils in the relevant year of study
JH	Junior High School, no year 12 or post 16 pupils

## Post-Primary School Annual Area Profile 2022

DE Ref No	School Name	Status	Council Area
2260283	Drumragh College	GMI	FERMANAGH AND OMAGH

Annual Census Information				
Year	Total pupils Y8-Y12	6 <sup>th</sup> Form	Total Enrolment	Pupils in IMU
2018/19	556	124	680	0
2019/20	554	112	666	0
2020/21	557	105	662	0
2021/22	579	114	693	0
Approved Enrolment Number				645
Approved Admissions Number				105
Year 8 Pupils 2021/22				141
First Preference Applications 2021/22				117
% FSME				34.49

Educational Achievements				
Year	5+ GCSE A*-C % of year 12 pupils achieving 5+ GCSEs grades A*-C (including equivalents)	5+ GCSE A*-C inc English & Maths % of year 12 pupils achieving 5+ GCSEs grades A*-C (including equivalents) Including English and Maths	3+ A Levels A*-C % of pupils achieving 3+ A Level grades A*-C (including equivalents)	2+ A Levels A*-E % of pupils achieving 2+ A Level grades A*-E (including equivalents)
2018/19	86.7	69.9	59.5	97.6
2019/20	Not available	Not available	Not available	Not available
2020/21	Not available	Not available	Not available	Not available
In formal intervention any period 1 April 2021-31 March 2022				

EF Compliant	
Key Stage 4 compliant	N
Post-16 compliant	Y

Budgets			
Year	Available Delegated Resources £	Surplus/Deficit £	Surplus/Deficit %
2018/19			
2019/20			
2020/21			

KEY TO SYMBOLS & TEXT USED IN DATA ABOVE	
Symbol/Text	Definition
*	Relates to fewer than 5 cases
#	Means that a figure greater than or equal to 5 had been treated to prevent disclosure of a small number elsewhere
-	School not open in this academic year or closed in the previous academic year so data could not be collected and validated post exams
n/a	Not applicable, no pupils in the relevant year of study
JH	Junior High School, no year 12 or post 16 pupils

## Post-Primary School Annual Area Profile 2022

DE Ref No	School Name	Status	Council Area
2420320	Enniskillen Royal Grammar School	Voluntary	FERMANAGH AND OMAGH

Annual Census Information				
Year	Total pupils Y8-Y12	6 <sup>th</sup> Form	Total Enrolment	Pupils in IMU
2018/19	682	251	933	0
2019/20	665	263	928	0
2020/21	678	240	918	0
2021/22	686	232	918	0
Approved Enrolment Number				900
Approved Admissions Number				130
Year 8 Pupils 2021/22				137
First Preference Applications 2021/22				156
% FSME				11.11

Educational Achievements				
Year	5+ GCSE A*-C % of year 12 pupils achieving 5+ GCSEs grades A*-C (including equivalents)	5+ GCSE A*-C inc English & Maths % of year 12 pupils achieving 5+ GCSEs grades A*-C (including equivalents) Including English and Maths	3+ A Levels A*-C % of pupils achieving 3+ A Level grades A*-C (including equivalents)	2+ A Levels A*-E % of pupils achieving 2+ A Level grades A*-E (including equivalents)
2018/19	98.0	94.0	79.6	99.1
2019/20	Not available	Not available	Not available	Not available
2020/21	Not available	Not available	Not available	Not available
In formal intervention any period 1 April 2021-31 March 2022				

EF Compliant	
Key Stage 4 compliant	Y
Post-16 compliant	Y

Budgets			
Year	Available Delegated Resources £	Surplus/Deficit £	Surplus/Deficit %
2018/19			
2019/20			
2020/21			

KEY TO SYMBOLS & TEXT USED IN DATA ABOVE	
Symbol/Text	Definition
*	Relates to fewer than 5 cases
#	Means that a figure greater than or equal to 5 had been treated to prevent disclosure of a small number elsewhere
-	School not open in this academic year or closed in the previous academic year so data could not be collected and validated post exams
n/a	Not applicable, no pupils in the relevant year of study
JH	Junior High School, no year 12 or post 16 pupils

## Post-Primary School Annual Area Profile 2022

DE Ref No	School Name	Status	Council Area
2260280	Erne Integrated College	GMI	FERMANAGH AND OMAGH

Annual Census Information				
Year	Total pupils Y8-Y12	6 <sup>th</sup> Form	Total Enrolment	Pupils in IMU
2018/19	300	43	343	0
2019/20	302	57	359	0
2020/21	284	86	370	0
2021/22	297	71	368	0
Approved Enrolment Number				400
Approved Admissions Number				70
Year 8 Pupils 2021/22				80
First Preference Applications 2021/22				61
% FSME				39.13

Educational Achievements				
Year	5+ GCSE A*-C % of year 12 pupils achieving 5+ GCSEs grades A*-C (including equivalents)	5+ GCSE A*-C inc English & Maths % of year 12 pupils achieving 5+ GCSEs grades A*-C (including equivalents) Including English and Maths	3+ A Levels A*-C % of pupils achieving 3+ A Level grades A*-C (including equivalents)	2+ A Levels A*-E % of pupils achieving 2+ A Level grades A*-E (including equivalents)
2018/19	80.8	61.5	61.1	100.0
2019/20	Not available	Not available	Not available	Not available
2020/21	Not available	Not available	Not available	Not available
In formal intervention any period 1 April 2021-31 March 2022				

EF Compliant	
Key Stage 4 compliant	Y
Post-16 compliant	Y

Budgets			
Year	Available Delegated Resources £	Surplus/Deficit £	Surplus/Deficit %
2018/19			
2019/20			
2020/21			

KEY TO SYMBOLS & TEXT USED IN DATA ABOVE	
Symbol/Text	Definition
*	Relates to fewer than 5 cases
#	Means that a figure greater than or equal to 5 had been treated to prevent disclosure of a small number elsewhere
-	School not open in this academic year or closed in the previous academic year so data could not be collected and validated post exams
n/a	Not applicable, no pupils in the relevant year of study
JH	Junior High School, no year 12 or post 16 pupils

## Post-Primary School Annual Area Profile 2022

DE Ref No	School Name	Status	Council Area
2420065	Loreto Grammar School	Voluntary	FERMANAGH AND OMAGH

Annual Census Information				
Year	Total pupils Y8-Y12	6 <sup>th</sup> Form	Total Enrolment	Pupils in IMU
2018/19	624	266	890	0
2019/20	633	247	880	0
2020/21	641	234	875	0
2021/22	651	245	896	0
Approved Enrolment Number				890
Approved Admissions Number				125
Year 8 Pupils 2021/22				136
First Preference Applications 2021/22				171
% FSME				16.63

Educational Achievements				
Year	5+ GCSE A*-C % of year 12 pupils achieving 5+ GCSEs grades A*-C (including equivalents)	5+ GCSE A*-C inc English & Maths % of year 12 pupils achieving 5+ GCSEs grades A*-C (including equivalents) Including English and Maths	3+ A Levels A*-C % of pupils achieving 3+ A Level grades A*-C (including equivalents)	2+ A Levels A*-E % of pupils achieving 2+ A Level grades A*-E (including equivalents)
2018/19	98.3	96.6	80.3	100.0
2019/20	Not available	Not available	Not available	Not available
2020/21	Not available	Not available	Not available	Not available
In formal intervention any period 1 April 2021-31 March 2022				

EF Compliant	
Key Stage 4 compliant	Y
Post-16 compliant	Y

Budgets			
Year	Available Delegated Resources £	Surplus/Deficit £	Surplus/Deficit %
2018/19			
2019/20			
2020/21			

KEY TO SYMBOLS & TEXT USED IN DATA ABOVE	
Symbol/Text	Definition
*	Relates to fewer than 5 cases
#	Means that a figure greater than or equal to 5 had been treated to prevent disclosure of a small number elsewhere
-	School not open in this academic year or closed in the previous academic year so data could not be collected and validated post exams
n/a	Not applicable, no pupils in the relevant year of study
JH	Junior High School, no year 12 or post 16 pupils

## Post-Primary School Annual Area Profile 2022

DE Ref No	School Name	Status	Council Area
2420041	Mount Lourdes Grammar School	Voluntary	FERMANAGH AND OMAGH

Annual Census Information				
Year	Total pupils Y8-Y12	6 <sup>th</sup> Form	Total Enrolment	Pupils in IMU
2018/19	483	270	753	0
2019/20	483	257	740	0
2020/21	480	269	749	0
2021/22	484	267	751	0
Approved Enrolment Number				760
Approved Admissions Number				96
Year 8 Pupils 2021/22				101
First Preference Applications 2021/22				126
% FSME				10.25

Educational Achievements				
Year	5+ GCSE A*-C % of year 12 pupils achieving 5+ GCSEs grades A*-C (including equivalents)	5+ GCSE A*-C inc English & Maths % of year 12 pupils achieving 5+ GCSEs grades A*-C (including equivalents) Including English and Maths	3+ A Levels A*-C % of pupils achieving 3+ A Level grades A*-C (including equivalents)	2+ A Levels A*-E % of pupils achieving 2+ A Level grades A*-E (including equivalents)
2018/19	98.9	98.9	80.3	99.3
2019/20	Not available	Not available	Not available	Not available
2020/21	Not available	Not available	Not available	Not available
In formal intervention any period 1 April 2021-31 March 2022				

EF Compliant	
Key Stage 4 compliant	N
Post-16 compliant	Y

Budgets			
Year	Available Delegated Resources £	Surplus/Deficit £	Surplus/Deficit %
2018/19			
2019/20			
2020/21			

KEY TO SYMBOLS & TEXT USED IN DATA ABOVE	
Symbol/Text	Definition
*	Relates to fewer than 5 cases
#	Means that a figure greater than or equal to 5 had been treated to prevent disclosure of a small number elsewhere
-	School not open in this academic year or closed in the previous academic year so data could not be collected and validated post exams
n/a	Not applicable, no pupils in the relevant year of study
JH	Junior High School, no year 12 or post 16 pupils



## Post-Primary School Annual Area Profile 2022

DE Ref No	School Name	Status	Council Area
2410066	Omagh Academy	Controlled	FERMANAGH AND OMAGH

Annual Census Information				
Year	Total pupils Y8-Y12	6 <sup>th</sup> Form	Total Enrolment	Pupils in IMU
2018/19	479	175	654	0
2019/20	477	177	654	0
2020/21	487	186	673	0
2021/22	487	185	672	0
Approved Enrolment Number				660
Approved Admissions Number				95
Year 8 Pupils 2021/22				93
First Preference Applications 2021/22				89
% FSME				11.76

Educational Achievements				
Year	5+ GCSE A*-C % of year 12 pupils achieving 5+ GCSEs grades A*-C (including equivalents)	5+ GCSE A*-C inc English & Maths % of year 12 pupils achieving 5+ GCSEs grades A*-C (including equivalents) Including English and Maths	3+ A Levels A*-C % of pupils achieving 3+ A Level grades A*-C (including equivalents)	2+ A Levels A*-E % of pupils achieving 2+ A Level grades A*-E (including equivalents)
2018/19	98.9	98.9	74.2	100.0
2019/20	Not available	Not available	Not available	Not available
2020/21	Not available	Not available	Not available	Not available
In formal intervention any period 1 April 2021-31 March 2022				

EF Compliant	
Key Stage 4 compliant	Y
Post-16 compliant	Y

Budgets			
Year	Available Delegated Resources £	Surplus/Deficit £	Surplus/Deficit %
2018/19	2,925,070	177,438	6.07%
2019/20	3,005,755	-44,622	-1.48%
2020/21	3,205,718	-82,541	-2.57%

KEY TO SYMBOLS & TEXT USED IN DATA ABOVE	
Symbol/Text	Definition
*	Relates to fewer than 5 cases
#	Means that a figure greater than or equal to 5 had been treated to prevent disclosure of a small number elsewhere
-	School not open in this academic year or closed in the previous academic year so data could not be collected and validated post exams
n/a	Not applicable, no pupils in the relevant year of study
JH	Junior High School, no year 12 or post 16 pupils

## Post-Primary School Annual Area Profile 2022

DE Ref No	School Name	Status	Council Area
2210125	Omagh High School	Controlled	FERMANAGH AND OMAGH

Annual Census Information				
Year	Total pupils Y8-Y12	6 <sup>th</sup> Form	Total Enrolment	Pupils in IMU
2018/19	354	48	402	0
2019/20	349	58	407	0
2020/21	351	75	426	0
2021/22	320	86	406	0
Approved Enrolment Number				530
Approved Admissions Number				100
Year 8 Pupils 2021/22				57
First Preference Applications 2021/22				51
% FSME				23.89

Educational Achievements				
Year	5+ GCSE A*-C % of year 12 pupils achieving 5+ GCSEs grades A*-C (including equivalents)	5+ GCSE A*-C inc English & Maths % of year 12 pupils achieving 5+ GCSEs grades A*-C (including equivalents) Including English and Maths	3+ A Levels A*-C % of pupils achieving 3+ A Level grades A*-C (including equivalents)	2+ A Levels A*-E % of pupils achieving 2+ A Level grades A*-E (including equivalents)
2018/19	78.4	56.9	50.0	95.0
2019/20	Not available	Not available	Not available	Not available
2020/21	Not available	Not available	Not available	Not available
In formal intervention any period 1 April 2021-31 March 2022				

EF Compliant	
Key Stage 4 compliant	Y
Post-16 compliant	Y

Budgets			
Year	Available Delegated Resources £	Surplus/Deficit £	Surplus/Deficit %
2018/19	1,495,029	-425,089	-28.43%
2019/20	1,421,264	-684,220	-48.14%
2020/21	1,721,206	-719,225	-41.79%

KEY TO SYMBOLS & TEXT USED IN DATA ABOVE	
Symbol/Text	Definition
*	Relates to fewer than 5 cases
#	Means that a figure greater than or equal to 5 had been treated to prevent disclosure of a small number elsewhere
-	School not open in this academic year or closed in the previous academic year so data could not be collected and validated post exams
n/a	Not applicable, no pupils in the relevant year of study
JH	Junior High School, no year 12 or post 16 pupils

## Post-Primary School Annual Area Profile 2022

DE Ref No	School Name	Status	Council Area
2230298	Sacred Heart College	Catholic Maintained	FERMANAGH AND OMAGH

Annual Census Information				
Year	Total pupils Y8-Y12	6 <sup>th</sup> Form	Total Enrolment	Pupils in IMU
2018/19	566	156	722	0
2019/20	569	131	700	0
2020/21	567	113	680	0
2021/22	586	108	694	0
Approved Enrolment Number				950
Approved Admissions Number				170
Year 8 Pupils 2021/22				130
First Preference Applications 2021/22				79
% FSME				38.04

Educational Achievements				
Year	5+ GCSE A*-C % of year 12 pupils achieving 5+ GCSEs grades A*-C (including equivalents)	5+ GCSE A*-C inc English & Maths % of year 12 pupils achieving 5+ GCSEs grades A*-C (including equivalents) Including English and Maths	3+ A Levels A*-C % of pupils achieving 3+ A Level grades A*-C (including equivalents)	2+ A Levels A*-E % of pupils achieving 2+ A Level grades A*-E (including equivalents)
2018/19	74.0	54.2	60.3	100.0
2019/20	Not available	Not available	Not available	Not available
2020/21	Not available	Not available	Not available	Not available
In formal intervention any period 1 April 2021-31 March 2022				

EF Compliant	
Key Stage 4 compliant	Y
Post-16 compliant	Y

Budgets			
Year	Available Delegated Resources £	Surplus/Deficit £	Surplus/Deficit %
2018/19	3,782,550	305,267	8.07%
2019/20	3,809,578	31,186	0.82%
2020/21	3,786,916	-72,344	-1.91%

KEY TO SYMBOLS & TEXT USED IN DATA ABOVE	
Symbol/Text	Definition
*	Relates to fewer than 5 cases
#	Means that a figure greater than or equal to 5 had been treated to prevent disclosure of a small number elsewhere
-	School not open in this academic year or closed in the previous academic year so data could not be collected and validated post exams
n/a	Not applicable, no pupils in the relevant year of study
JH	Junior High School, no year 12 or post 16 pupils

## Post-Primary School Annual Area Profile 2022

DE Ref No	School Name	Status	Council Area
2230166	St Aidan's High School, Derrylin	Catholic Maintained	FERMANAGH AND OMAGH

Annual Census Information				
Year	Total pupils Y8-Y12	6 <sup>th</sup> Form	Total Enrolment	Pupils in IMU
2018/19	220	0	220	0
2019/20	230	0	230	0
2020/21	247	0	247	0
2021/22	255	0	255	0
Approved Enrolment Number				330
Approved Admissions Number				66
Year 8 Pupils 2021/22				49
First Preference Applications 2021/22				43
% FSME				23.14

Educational Achievements				
Year	5+ GCSE A*-C % of year 12 pupils achieving 5+ GCSEs grades A*-C (including equivalents)	5+ GCSE A*-C inc English & Maths % of year 12 pupils achieving 5+ GCSEs grades A*-C (including equivalents) Including English and Maths	3+ A Levels A*-C % of pupils achieving 3+ A Level grades A*-C (including equivalents)	2+ A Levels A*-E % of pupils achieving 2+ A Level grades A*-E (including equivalents)
2018/19	80.0	65.7	n/a	n/a
2019/20	Not available	Not available	Not available	Not available
2020/21	Not available	Not available	Not available	Not available
In formal intervention any period 1 April 2021-31 March 2022				

EF Compliant	
Key Stage 4 compliant	Y
Post-16 compliant	No Sixth Form

Budgets			
Year	Available Delegated Resources £	Surplus/Deficit £	Surplus/Deficit %
2018/19	856,152	7,369	0.86%
2019/20	1,093,396	77,798	7.12%
2020/21	1,317,797	231,955	17.60%

KEY TO SYMBOLS & TEXT USED IN DATA ABOVE	
Symbol/Text	Definition
*	Relates to fewer than 5 cases
#	Means that a figure greater than or equal to 5 had been treated to prevent disclosure of a small number elsewhere
-	School not open in this academic year or closed in the previous academic year so data could not be collected and validated post exams
n/a	Not applicable, no pupils in the relevant year of study
JH	Junior High School, no year 12 or post 16 pupils

## Post-Primary School Annual Area Profile 2022

DE Ref No	School Name	Status	Council Area
2230099	St Fanchea's College	Catholic Maintained	FERMANAGH AND OMAGH

Annual Census Information				
Year	Total pupils Y8-Y12	6 <sup>th</sup> Form	Total Enrolment	Pupils in IMU
2018/19	288	30	318	0
2019/20	292	38	330	0
2020/21	288	22	310	0
2021/22	310	19	329	0
Approved Enrolment Number				350
Approved Admissions Number				60
Year 8 Pupils 2021/22				65
First Preference Applications 2021/22				38
% FSME				32.83

Educational Achievements				
Year	5+ GCSE A*-C % of year 12 pupils achieving 5+ GCSEs grades A*-C (including equivalents)	5+ GCSE A*-C inc English & Maths % of year 12 pupils achieving 5+ GCSEs grades A*-C (including equivalents) Including English and Maths	3+ A Levels A*-C % of pupils achieving 3+ A Level grades A*-C (including equivalents)	2+ A Levels A*-E % of pupils achieving 2+ A Level grades A*-E (including equivalents)
2018/19	87.8	61.2	*	87.5
2019/20	Not available	Not available	Not available	Not available
2020/21	Not available	Not available	Not available	Not available
In formal intervention any period 1 April 2021-31 March 2022				

EF Compliant	
Key Stage 4 compliant	Y
Post-16 compliant	N

Budgets			
Year	Available Delegated Resources £	Surplus/Deficit £	Surplus/Deficit %
2018/19	1,532,041	27,095	1.77%
2019/20	1,575,313	45,250	2.87%
2020/21	1,821,968	86,703	4.76%

KEY TO SYMBOLS & TEXT USED IN DATA ABOVE	
Symbol/Text	Definition
*	Relates to fewer than 5 cases
#	Means that a figure greater than or equal to 5 had been treated to prevent disclosure of a small number elsewhere
-	School not open in this academic year or closed in the previous academic year so data could not be collected and validated post exams
n/a	Not applicable, no pupils in the relevant year of study
JH	Junior High School, no year 12 or post 16 pupils

## Post-Primary School Annual Area Profile 2022

DE Ref No	School Name	Status	Council Area
2230148	St John's High School, Dromore	Catholic Maintained	FERMANAGH AND OMAGH

Annual Census Information				
Year	Total pupils Y8-Y12	6 <sup>th</sup> Form	Total Enrolment	Pupils in IMU
2018/19	172	0	172	0
2019/20	179	0	179	0
2020/21	183	0	183	0
2021/22	175	0	175	0
Approved Enrolment Number				450
Approved Admissions Number				90
Year 8 Pupils 2021/22				23
First Preference Applications 2021/22				25
% FSME				38.86

Educational Achievements				
Year	5+ GCSE A*-C % of year 12 pupils achieving 5+ GCSEs grades A*-C (including equivalents)	5+ GCSE A*-C inc English & Maths % of year 12 pupils achieving 5+ GCSEs grades A*-C (including equivalents) Including English and Maths	3+ A Levels A*-C % of pupils achieving 3+ A Level grades A*-C (including equivalents)	2+ A Levels A*-E % of pupils achieving 2+ A Level grades A*-E (including equivalents)
2018/19	100.0	50.0	n/a	n/a
2019/20	Not available	Not available	Not available	Not available
2020/21	Not available	Not available	Not available	Not available
In formal intervention any period 1 April 2021-31 March 2022				

EF Compliant	
Key Stage 4 compliant	Y
Post-16 compliant	No Sixth Form

Budgets			
Year	Available Delegated Resources £	Surplus/Deficit £	Surplus/Deficit %
2018/19	899,878	-2,934	-0.33%
2019/20	978,153	-15,196	-1.55%
2020/21	1,146,961	117,326	10.23%

KEY TO SYMBOLS & TEXT USED IN DATA ABOVE	
Symbol/Text	Definition
*	Relates to fewer than 5 cases
#	Means that a figure greater than or equal to 5 had been treated to prevent disclosure of a small number elsewhere
-	School not open in this academic year or closed in the previous academic year so data could not be collected and validated post exams
n/a	Not applicable, no pupils in the relevant year of study
JH	Junior High School, no year 12 or post 16 pupils

## Post-Primary School Annual Area Profile 2022

DE Ref No	School Name	Status	Council Area
2230100	St Joseph's College, Chanterhill Road	Catholic Maintained	FERMANAGH AND OMAGH

Annual Census Information				
Year	Total pupils Y8-Y12	6 <sup>th</sup> Form	Total Enrolment	Pupils in IMU
2018/19	200	33	233	0
2019/20	201	36	237	0
2020/21	214	33	247	0
2021/22	271	16	287	0
Approved Enrolment Number				370
Approved Admissions Number				74
Year 8 Pupils 2021/22				51
First Preference Applications 2021/22				34
% FSME				41.81

Educational Achievements				
Year	5+ GCSE A*-C % of year 12 pupils achieving 5+ GCSEs grades A*-C (including equivalents)	5+ GCSE A*-C inc English & Maths % of year 12 pupils achieving 5+ GCSEs grades A*-C (including equivalents) Including English and Maths	3+ A Levels A*-C % of pupils achieving 3+ A Level grades A*-C (including equivalents)	2+ A Levels A*-E % of pupils achieving 2+ A Level grades A*-E (including equivalents)
2018/19	83.3	69.0	81.8	90.9
2019/20	Not available	Not available	Not available	Not available
2020/21	Not available	Not available	Not available	Not available
In formal intervention any period 1 April 2021-31 March 2022				

EF Compliant	
Key Stage 4 compliant	Y
Post-16 compliant	Y

Budgets			
Year	Available Delegated Resources £	Surplus/Deficit £	Surplus/Deficit %
2018/19	1,300,976	111,697	8.59%
2019/20	1,357,705	-344	-0.03%
2020/21	1,423,081	-85,843	-6.03%

KEY TO SYMBOLS & TEXT USED IN DATA ABOVE	
Symbol/Text	Definition
*	Relates to fewer than 5 cases
#	Means that a figure greater than or equal to 5 had been treated to prevent disclosure of a small number elsewhere
-	School not open in this academic year or closed in the previous academic year so data could not be collected and validated post exams
n/a	Not applicable, no pupils in the relevant year of study
JH	Junior High School, no year 12 or post 16 pupils

## Post-Primary School Annual Area Profile 2022

DE Ref No	School Name	Status	Council Area
2230322	St Kevin's College (opened September 2017)	Catholic Maintained	FERMANAGH AND OMAGH

Annual Census Information				
Year	Total pupils Y8-Y12	6 <sup>th</sup> Form	Total Enrolment	Pupils in IMU
2018/19	485	157	642	0
2019/20	495	185	680	0
2020/21	526	163	689	0
2021/22	557	156	713	0
Approved Enrolment Number				635
Approved Admissions Number				100
Year 8 Pupils 2021/22				121
First Preference Applications 2021/22				102
% FSME				32.96

Educational Achievements				
Year	5+ GCSE A*-C % of year 12 pupils achieving 5+ GCSEs grades A*-C (including equivalents)	5+ GCSE A*-C inc English & Maths % of year 12 pupils achieving 5+ GCSEs grades A*-C (including equivalents) Including English and Maths	3+ A Levels A*-C % of pupils achieving 3+ A Level grades A*-C (including equivalents)	2+ A Levels A*-E % of pupils achieving 2+ A Level grades A*-E (including equivalents)
2018/19	93.8	90.1	68.0	100.0
2019/20	Not available	Not available	Not available	Not available
2020/21	Not available	Not available	Not available	Not available
In formal intervention any period 1 April 2021-31 March 2022				

EF Compliant	
Key Stage 4 compliant	Y
Post-16 compliant	Y

Budgets			
Year	Available Delegated Resources £	Surplus/Deficit £	Surplus/Deficit %
2018/19	3,263,730	506,444	15.52%
2019/20	3,382,090	369,744	10.93%
2020/21	3,787,037	718,651	18.98%

KEY TO SYMBOLS & TEXT USED IN DATA ABOVE	
Symbol/Text	Definition
*	Relates to fewer than 5 cases
#	Means that a figure greater than or equal to 5 had been treated to prevent disclosure of a small number elsewhere
-	School not open in this academic year or closed in the previous academic year so data could not be collected and validated post exams
n/a	Not applicable, no pupils in the relevant year of study
JH	Junior High School, no year 12 or post 16 pupils



## Post-Primary School Annual Area Profile 2022

DE Ref No	School Name	Status	Council Area
2230109	St Mary's College, Irvinestown	Catholic Maintained	FERMANAGH AND OMAGH

Annual Census Information				
Year	Total pupils Y8-Y12	6 <sup>th</sup> Form	Total Enrolment	Pupils in IMU
2018/19	127	0	127	0
2019/20	139	0	139	0
2020/21	150	0	150	0
2021/22	171	0	171	0
Approved Enrolment Number				310
Approved Admissions Number				62
Year 8 Pupils 2021/22				36
First Preference Applications 2021/22				25
% FSME				37.43

Educational Achievements				
Year	5+ GCSE A*-C % of year 12 pupils achieving 5+ GCSEs grades A*-C (including equivalents)	5+ GCSE A*-C inc English & Maths % of year 12 pupils achieving 5+ GCSEs grades A*-C (including equivalents) Including English and Maths	3+ A Levels A*-C % of pupils achieving 3+ A Level grades A*-C (including equivalents)	2+ A Levels A*-E % of pupils achieving 2+ A Level grades A*-E (including equivalents)
2018/19	94.1	58.8	n/a	n/a
2019/20	Not available	Not available	Not available	Not available
2020/21	Not available	Not available	Not available	Not available
In formal intervention any period 1 April 2021-31 March 2022				

EF Compliant	
Key Stage 4 compliant	Y
Post-16 compliant	No Sixth Form

Budgets			
Year	Available Delegated Resources £	Surplus/Deficit £	Surplus/Deficit %
2018/19	315,497	-564,436	-178.90%
2019/20	222,834	-636,794	-285.77%
2020/21	304,896	-613,687	-201.28%

KEY TO SYMBOLS & TEXT USED IN DATA ABOVE	
Symbol/Text	Definition
*	Relates to fewer than 5 cases
#	Means that a figure greater than or equal to 5 had been treated to prevent disclosure of a small number elsewhere
-	School not open in this academic year or closed in the previous academic year so data could not be collected and validated post exams
n/a	Not applicable, no pupils in the relevant year of study
JH	Junior High School, no year 12 or post 16 pupils

## Post-Primary School Annual Area Profile 2022

DE Ref No	School Name	Status	Council Area
2230085	St Mary's High School, Brollagh (closed August 2021)	Catholic Maintained	FERMANAGH AND OMAGH

Annual Census Information				
Year	Total pupils Y8-Y12	6 <sup>th</sup> Form	Total Enrolment	Pupils in IMU
2018/19	98	0	98	0
2019/20	76	0	76	0
2020/21	67	0	67	0
2021/22	-	-	-	-
Approved Enrolment Number				-
Approved Admissions Number				-
Year 8 Pupils 2021/22				-
First Preference Applications 2021/22				-
% FSME				-

Educational Achievements				
Year	5+ GCSE A*-C % of year 12 pupils achieving 5+ GCSEs grades A*-C (including equivalents)	5+ GCSE A*-C inc English & Maths % of year 12 pupils achieving 5+ GCSEs grades A*-C (including equivalents) Including English and Maths	3+ A Levels A*-C % of pupils achieving 3+ A Level grades A*-C (including equivalents)	2+ A Levels A*-E % of pupils achieving 2+ A Level grades A*-E (including equivalents)
2018/19	93.3	53.3	n/a	n/a
2019/20	Not available	Not available	Not available	Not available
2020/21	Not available	Not available	Not available	Not available
In formal intervention any period 1 April 2021-31 March 2022				

EF Compliant	
Key Stage 4 compliant	
Post-16 compliant	

Budgets			
Year	Available Delegated Resources £	Surplus/Deficit £	Surplus/Deficit %
2018/19	-733,890	-1,590,833	-216.77%
2019/20	-964,091	-1,836,671	-190.51%
2020/21	-1,239,408	-2,163,191	-174.53%

KEY TO SYMBOLS & TEXT USED IN DATA ABOVE	
Symbol/Text	Definition
*	Relates to fewer than 5 cases
#	Means that a figure greater than or equal to 5 had been treated to prevent disclosure of a small number elsewhere
-	School not open in this academic year or closed in the previous academic year so data could not be collected and validated post exams
n/a	Not applicable, no pupils in the relevant year of study
JH	Junior High School, no year 12 or post 16 pupils

## Post-Primary School Annual Area Profile 2022

DE Ref No	School Name	Status	Council Area
2420043	St Michael's College, Enniskillen	Voluntary	FERMANAGH AND OMAGH

Annual Census Information				
Year	Total pupils Y8-Y12	6 <sup>th</sup> Form	Total Enrolment	Pupils in IMU
2018/19	500	169	669	0
2019/20	499	196	695	0
2020/21	501	211	712	0
2021/22	510	185	695	0
Approved Enrolment Number				770
Approved Admissions Number				100
Year 8 Pupils 2021/22				104
First Preference Applications 2021/22				111
% FSME				12.81

Educational Achievements				
Year	5+ GCSE A*-C % of year 12 pupils achieving 5+ GCSEs grades A*-C (including equivalents)	5+ GCSE A*-C inc English & Maths % of year 12 pupils achieving 5+ GCSEs grades A*-C (including equivalents) Including English and Maths	3+ A Levels A*-C % of pupils achieving 3+ A Level grades A*-C (including equivalents)	2+ A Levels A*-E % of pupils achieving 2+ A Level grades A*-E (including equivalents)
2018/19	92.7	91.7	73.2	100.0
2019/20	Not available	Not available	Not available	Not available
2020/21	Not available	Not available	Not available	Not available
In formal intervention any period 1 April 2021-31 March 2022				

EF Compliant	
Key Stage 4 compliant	Y
Post-16 compliant	Y

Budgets			
Year	Available Delegated Resources £	Surplus/Deficit £	Surplus/Deficit %
2018/19			
2019/20			
2020/21			

KEY TO SYMBOLS & TEXT USED IN DATA ABOVE	
Symbol/Text	Definition
*	Relates to fewer than 5 cases
#	Means that a figure greater than or equal to 5 had been treated to prevent disclosure of a small number elsewhere
-	School not open in this academic year or closed in the previous academic year so data could not be collected and validated post exams
n/a	Not applicable, no pupils in the relevant year of study
JH	Junior High School, no year 12 or post 16 pupils

**Lisburn and Castlereagh  
District Council**

## SUMMARY DATA FOR POST-PRIMARY SCHOOLS IN THE LISBURN AND CASTLEREAGH DISTRICT COUNCIL AREA

Management Type	Total – Enrolments	Numbers of Schools	Total Approved Enrolment
Controlled	2,784	4	3,048
Voluntary	2,211	2	2,130
Catholic Maintained	552	1	530
Controlled Integrated	910	1	850
Grant Maintained Integrated	1,435	1	1,300

### Available School Places

In post-primary schools there has been a decrease of 79 in the number available places compared to the corresponding figure in the 2021 Annual Area Profiles.

### School Finance and Enrolment

The chart overleaf summarises the financial position of the schools in the council area between 2018/19 and 2020/21. The Authority does not retain information for voluntary grammar and grant maintained schools and these are shown under the “no budgetary information” category.

The chart overleaf also summarises the enrolment history of the schools between 2018/19 and 2021/22.

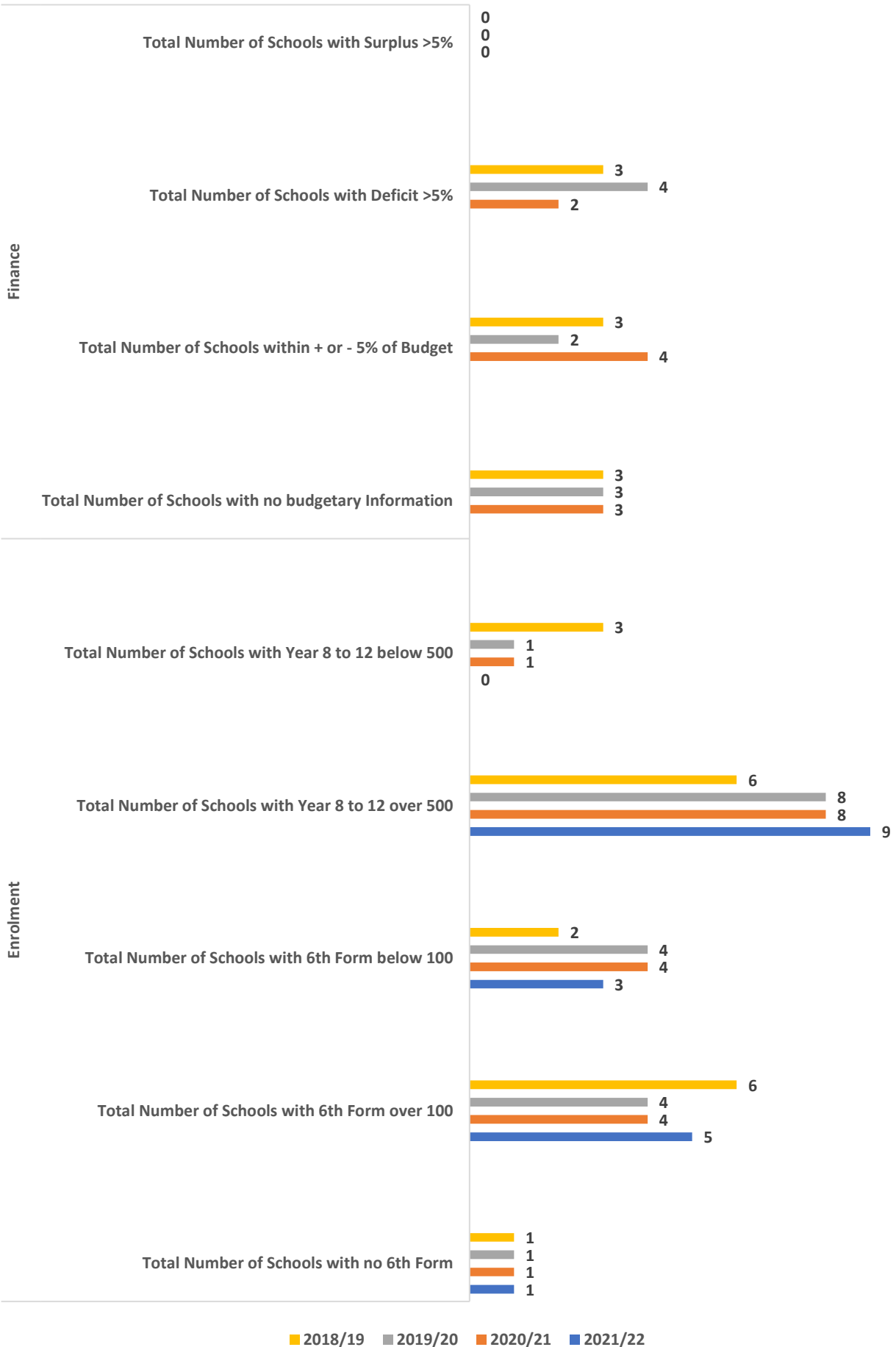
This data is assessed against the sustainable schools criteria:

- In 2021/22 there were 0 schools with a year 8 to 12 enrolment below 500.
- In 2021/22 there were 3 schools with a 6<sup>th</sup> form below 100.
- The number of schools with a deficit greater than 5% decreased in 2020/21 when compared to previous years.

### Compliance with the Entitlement Framework Requirements (Post-Primary Schools)

In 2021/22 there were a total of 8 schools that complied with the KS4 component of the EF which was the same number of schools when compared to 2020/21. In addition 2 schools in 2021/22 were compliant with the post-16 component which was the same number of schools as 2020/21.

## Lisburn and Castlereagh District Council Area Finance and Enrolment Summary



## Post-Primary School Annual Area Profile 2022

DE Ref No	School Name	Status	Council Area
4210316	Breda Academy	Controlled	LISBURN AND CASTLEREAGH

Annual Census Information				
Year	Total pupils Y8-Y12	6 <sup>th</sup> Form	Total Enrolment	Pupils in IMU
2018/19	616	122	738	0
2019/20	542	152	694	0
2020/21	539	168	707	0
2021/22	514	172	686	0
Approved Enrolment Number				1000
Approved Admissions Number				170
Year 8 Pupils 2021/22				94
First Preference Applications 2021/22				61
% FSME				43.29

Educational Achievements				
Year	5+ GCSE A*-C % of year 12 pupils achieving 5+ GCSEs grades A*-C (including equivalents)	5+ GCSE A*-C inc English & Maths % of year 12 pupils achieving 5+ GCSEs grades A*-C (including equivalents) Including English and Maths	3+ A Levels A*-C % of pupils achieving 3+ A Level grades A*-C (including equivalents)	2+ A Levels A*-E % of pupils achieving 2+ A Level grades A*-E (including equivalents)
2018/19	78.6	42.7	*	76.2
2019/20	Not available	Not available	Not available	Not available
2020/21	Not available	Not available	Not available	Not available
In formal intervention any period 1 April 2021-31 March 2022				

EF Compliant	
Key Stage 4 compliant	Y
Post-16 compliant	N

Budgets			
Year	Available Delegated Resources £	Surplus/Deficit £	Surplus/Deficit %
2018/19	3,320,389	-817,589	-24.62%
2019/20	2,711,421	-1,469,791	-54.21%
2020/21	2,235,986	-2,094,187	-93.66%

KEY TO SYMBOLS & TEXT USED IN DATA ABOVE	
Symbol/Text	Definition
*	Relates to fewer than 5 cases
#	Means that a figure greater than or equal to 5 had been treated to prevent disclosure of a small number elsewhere
-	School not open in this academic year or closed in the previous academic year so data could not be collected and validated post exams
n/a	Not applicable, no pupils in the relevant year of study
JH	Junior High School, no year 12 or post 16 pupils

## Post-Primary School Annual Area Profile 2022

DE Ref No	School Name	Status	Council Area
4210262	Dundonald High School	Controlled	LISBURN AND CASTLEREAGH

Annual Census Information				
Year	Total pupils Y8-Y12	6 <sup>th</sup> Form	Total Enrolment	Pupils in IMU
2018/19	485	0	485	0
2019/20	558	0	558	0
2020/21	591	0	591	0
2021/22	585	0	585	0
Approved Enrolment Number				600
Approved Admissions Number				120
Year 8 Pupils 2021/22				96
First Preference Applications 2021/22				56
% FSME				54.19

Educational Achievements				
Year	5+ GCSE A*-C % of year 12 pupils achieving 5+ GCSEs grades A*-C (including equivalents)	5+ GCSE A*-C inc English & Maths % of year 12 pupils achieving 5+ GCSEs grades A*-C (including equivalents) Including English and Maths	3+ A Levels A*-C % of pupils achieving 3+ A Level grades A*-C (including equivalents)	2+ A Levels A*-E % of pupils achieving 2+ A Level grades A*-E (including equivalents)
2018/19	65.8	23.7	n/a	n/a
2019/20	Not available	Not available	Not available	Not available
2020/21	Not available	Not available	Not available	Not available
In formal intervention any period 1 April 2021-31 March 2022				Y

EF Compliant	
Key Stage 4 compliant	Y
Post-16 compliant	No Sixth Form

Budgets			
Year	Available Delegated Resources £	Surplus/Deficit £	Surplus/Deficit %
2018/19	1,947,253	52,103	2.68%
2019/20	2,511,124	72,868	2.90%
2020/21	2,875,607	130,018	4.52%

KEY TO SYMBOLS & TEXT USED IN DATA ABOVE	
Symbol/Text	Definition
*	Relates to fewer than 5 cases
#	Means that a figure greater than or equal to 5 had been treated to prevent disclosure of a small number elsewhere
-	School not open in this academic year or closed in the previous academic year so data could not be collected and validated post exams
n/a	Not applicable, no pupils in the relevant year of study
JH	Junior High School, no year 12 or post 16 pupils



## Post-Primary School Annual Area Profile 2022

DE Ref No	School Name	Status	Council Area
4250072	Fort Hill College	Controlled Integrated	LISBURN AND CASTLEREAGH

Annual Census Information				
Year	Total pupils Y8-Y12	6 <sup>th</sup> Form	Total Enrolment	Pupils in IMU
2018/19	740	101	841	0
2019/20	785	73	858	0
2020/21	786	90	876	0
2021/22	809	101	910	0
Approved Enrolment Number				850
Approved Admissions Number				160
Year 8 Pupils 2021/22				172
First Preference Applications 2021/22				114
% FSME				34.51

Educational Achievements				
Year	5+ GCSE A*-C % of year 12 pupils achieving 5+ GCSEs grades A*-C (including equivalents)	5+ GCSE A*-C inc English & Maths % of year 12 pupils achieving 5+ GCSEs grades A*-C (including equivalents) Including English and Maths	3+ A Levels A*-C % of pupils achieving 3+ A Level grades A*-C (including equivalents)	2+ A Levels A*-E % of pupils achieving 2+ A Level grades A*-E (including equivalents)
2018/19	77.8	46.3	76.8	100.0
2019/20	Not available	Not available	Not available	Not available
2020/21	Not available	Not available	Not available	Not available
In formal intervention any period 1 April 2021-31 March 2022				

EF Compliant	
Key Stage 4 compliant	Y
Post-16 compliant	N

Budgets			
Year	Available Delegated Resources £	Surplus/Deficit £	Surplus/Deficit %
2018/19	3,459,137	-260,249	-7.52%
2019/20	3,471,335	-468,733	-13.50%
2020/21	3,684,202	-486,850	-13.21%

KEY TO SYMBOLS & TEXT USED IN DATA ABOVE	
Symbol/Text	Definition
*	Relates to fewer than 5 cases
#	Means that a figure greater than or equal to 5 had been treated to prevent disclosure of a small number elsewhere
-	School not open in this academic year or closed in the previous academic year so data could not be collected and validated post exams
n/a	Not applicable, no pupils in the relevant year of study
JH	Junior High School, no year 12 or post 16 pupils

## Post-Primary School Annual Area Profile 2022

DE Ref No	School Name	Status	Council Area
4420050	Friends' School	Voluntary	LISBURN AND CASTLEREAGH

Annual Census Information				
Year	Total pupils Y8-Y12	6 <sup>th</sup> Form	Total Enrolment	Pupils in IMU
2018/19	715	275	990	0
2019/20	715	259	974	0
2020/21	717	269	986	0
2021/22	722	276	998	0
Approved Enrolment Number				970
Approved Admissions Number				140
Year 8 Pupils 2021/22				147
First Preference Applications 2021/22				206
% FSME				4.11

Educational Achievements				
Year	5+ GCSE A*-C % of year 12 pupils achieving 5+ GCSEs grades A*-C (including equivalents)	5+ GCSE A*-C inc English & Maths % of year 12 pupils achieving 5+ GCSEs grades A*-C (including equivalents) Including English and Maths	3+ A Levels A*-C % of pupils achieving 3+ A Level grades A*-C (including equivalents)	2+ A Levels A*-E % of pupils achieving 2+ A Level grades A*-E (including equivalents)
2018/19	96.5	96.5	87.6	100.0
2019/20	Not available	Not available	Not available	Not available
2020/21	Not available	Not available	Not available	Not available
In formal intervention any period 1 April 2021-31 March 2022				

EF Compliant	
Key Stage 4 compliant	N
Post-16 compliant	Y

Budgets			
Year	Available Delegated Resources £	Surplus/Deficit £	Surplus/Deficit %
2018/19			
2019/20			
2020/21			

KEY TO SYMBOLS & TEXT USED IN DATA ABOVE	
Symbol/Text	Definition
*	Relates to fewer than 5 cases
#	Means that a figure greater than or equal to 5 had been treated to prevent disclosure of a small number elsewhere
-	School not open in this academic year or closed in the previous academic year so data could not be collected and validated post exams
n/a	Not applicable, no pupils in the relevant year of study
JH	Junior High School, no year 12 or post 16 pupils

## Post-Primary School Annual Area Profile 2022

DE Ref No	School Name	Status	Council Area
4260255	Lagan College	GMI	LISBURN AND CASTLEREAGH

Annual Census Information				
Year	Total pupils Y8-Y12	6 <sup>th</sup> Form	Total Enrolment	Pupils in IMU
2018/19	1079	283	1362	0
2019/20	1100	286	1386	0
2020/21	1121	303	1424	0
2021/22	1124	311	1435	0
Approved Enrolment Number				1300
Approved Admissions Number				200
Year 8 Pupils 2021/22				227
First Preference Applications 2021/22				322
% FSME				22.58

Educational Achievements				
Year	5+ GCSE A*-C % of year 12 pupils achieving 5+ GCSEs grades A*-C (including equivalents)	5+ GCSE A*-C inc English & Maths % of year 12 pupils achieving 5+ GCSEs grades A*-C (including equivalents) Including English and Maths	3+ A Levels A*-C % of pupils achieving 3+ A Level grades A*-C (including equivalents)	2+ A Levels A*-E % of pupils achieving 2+ A Level grades A*-E (including equivalents)
2018/19	91.9	74.2	77.3	99.2
2019/20	Not available	Not available	Not available	Not available
2020/21	Not available	Not available	Not available	Not available
In formal intervention any period 1 April 2021-31 March 2022				

EF Compliant	
Key Stage 4 compliant	Y
Post-16 compliant	Y

Budgets			
Year	Available Delegated Resources £	Surplus/Deficit £	Surplus/Deficit %
2018/19			
2019/20			
2020/21			

KEY TO SYMBOLS & TEXT USED IN DATA ABOVE	
Symbol/Text	Definition
*	Relates to fewer than 5 cases
#	Means that a figure greater than or equal to 5 had been treated to prevent disclosure of a small number elsewhere
-	School not open in this academic year or closed in the previous academic year so data could not be collected and validated post exams
n/a	Not applicable, no pupils in the relevant year of study
JH	Junior High School, no year 12 or post 16 pupils

## Post-Primary School Annual Area Profile 2022

DE Ref No	School Name	Status	Council Area
4210201	Laurelhill Community College	Controlled	LISBURN AND CASTLEREAGH

Annual Census Information				
Year	Total pupils Y8-Y12	6 <sup>th</sup> Form	Total Enrolment	Pupils in IMU
2018/19	593	104	697	0
2019/20	655	87	742	0
2020/21	723	86	809	0
2021/22	788	91	879	0
Approved Enrolment Number				948
Approved Admissions Number				175
Year 8 Pupils 2021/22				171
First Preference Applications 2021/22				90
% FSME				30.03

Educational Achievements				
Year	5+ GCSE A*-C % of year 12 pupils achieving 5+ GCSEs grades A*-C (including equivalents)	5+ GCSE A*-C inc English & Maths % of year 12 pupils achieving 5+ GCSEs grades A*-C (including equivalents) Including English and Maths	3+ A Levels A*-C % of pupils achieving 3+ A Level grades A*-C (including equivalents)	2+ A Levels A*-E % of pupils achieving 2+ A Level grades A*-E (including equivalents)
2018/19	72.2	43.3	54.3	93.5
2019/20	Not available	Not available	Not available	Not available
2020/21	Not available	Not available	Not available	Not available
In formal intervention any period 1 April 2021-31 March 2022				

EF Compliant	
Key Stage 4 compliant	Y
Post-16 compliant	N

Budgets			
Year	Available Delegated Resources £	Surplus/Deficit £	Surplus/Deficit %
2018/19	2,929,661	-5,968	-0.20%
2019/20	3,141,342	-57,556	-1.83%
2020/21	3,460,120	29,699	0.86%

KEY TO SYMBOLS & TEXT USED IN DATA ABOVE	
Symbol/Text	Definition
*	Relates to fewer than 5 cases
#	Means that a figure greater than or equal to 5 had been treated to prevent disclosure of a small number elsewhere
-	School not open in this academic year or closed in the previous academic year so data could not be collected and validated post exams
n/a	Not applicable, no pupils in the relevant year of study
JH	Junior High School, no year 12 or post 16 pupils

## Post-Primary School Annual Area Profile 2022

DE Ref No	School Name	Status	Council Area
4210051	Lisnagarvey High School	Controlled	LISBURN AND CASTLEREAGH

Annual Census Information				
Year	Total pupils Y8-Y12	6 <sup>th</sup> Form	Total Enrolment	Pupils in IMU
2018/19	488	87	575	0
2019/20	549	81	630	0
2020/21	563	62	625	0
2021/22	562	72	634	0
Approved Enrolment Number				500
Approved Admissions Number				100
Year 8 Pupils 2021/22				111
First Preference Applications 2021/22				82
% FSME				38.17

Educational Achievements				
Year	5+ GCSE A*-C % of year 12 pupils achieving 5+ GCSEs grades A*-C (including equivalents)	5+ GCSE A*-C inc English & Maths % of year 12 pupils achieving 5+ GCSEs grades A*-C (including equivalents) Including English and Maths	3+ A Levels A*-C % of pupils achieving 3+ A Level grades A*-C (including equivalents)	2+ A Levels A*-E % of pupils achieving 2+ A Level grades A*-E (including equivalents)
2018/19	94.1	72.1	47.8	95.7
2019/20	Not available	Not available	Not available	Not available
2020/21	Not available	Not available	Not available	Not available
In formal intervention any period 1 April 2021-31 March 2022				

EF Compliant	
Key Stage 4 compliant	Y
Post-16 compliant	N

Budgets			
Year	Available Delegated Resources £	Surplus/Deficit £	Surplus/Deficit %
2018/19	2,275,937	-216,057	-9.49%
2019/20	2,463,065	-263,414	-10.69%
2020/21	2,861,175	-24,061	-0.84%

KEY TO SYMBOLS & TEXT USED IN DATA ABOVE	
Symbol/Text	Definition
*	Relates to fewer than 5 cases
#	Means that a figure greater than or equal to 5 had been treated to prevent disclosure of a small number elsewhere
-	School not open in this academic year or closed in the previous academic year so data could not be collected and validated post exams
n/a	Not applicable, no pupils in the relevant year of study
JH	Junior High School, no year 12 or post 16 pupils

## Post-Primary School Annual Area Profile 2022

DE Ref No	School Name	Status	Council Area
4230165	St Patrick's High School, Ballinderry Road	Catholic Maintained	LISBURN AND CASTLEREAGH

Annual Census Information				
Year	Total pupils Y8-Y12	6 <sup>th</sup> Form	Total Enrolment	Pupils in IMU
2018/19	377	48	425	0
2019/20	440	51	491	0
2020/21	479	52	531	0
2021/22	512	40	552	0
Approved Enrolment Number				530
Approved Admissions Number				106
Year 8 Pupils 2021/22				98
First Preference Applications 2021/22				61
% FSME				37.14

Educational Achievements				
Year	5+ GCSE A*-C % of year 12 pupils achieving 5+ GCSEs grades A*-C (including equivalents)	5+ GCSE A*-C inc English & Maths % of year 12 pupils achieving 5+ GCSEs grades A*-C (including equivalents) Including English and Maths	3+ A Levels A*-C % of pupils achieving 3+ A Level grades A*-C (including equivalents)	2+ A Levels A*-E % of pupils achieving 2+ A Level grades A*-E (including equivalents)
2018/19	71.9	57.8	38.1	100.0
2019/20	Not available	Not available	Not available	Not available
2020/21	Not available	Not available	Not available	Not available
In formal intervention any period 1 April 2021-31 March 2022				

EF Compliant	
Key Stage 4 compliant	Y
Post-16 compliant	N

Budgets			
Year	Available Delegated Resources £	Surplus/Deficit £	Surplus/Deficit %
2018/19	1,843,963	-66,745	-3.62%
2019/20	2,123,080	-135,265	-6.37%
2020/21	2,460,485	9,153	0.37%

KEY TO SYMBOLS & TEXT USED IN DATA ABOVE	
Symbol/Text	Definition
*	Relates to fewer than 5 cases
#	Means that a figure greater than or equal to 5 had been treated to prevent disclosure of a small number elsewhere
-	School not open in this academic year or closed in the previous academic year so data could not be collected and validated post exams
n/a	Not applicable, no pupils in the relevant year of study
JH	Junior High School, no year 12 or post 16 pupils

## Post-Primary School Annual Area Profile 2022

DE Ref No	School Name	Status	Council Area
4420051	Wallace High School	Voluntary	LISBURN AND CASTLEREAGH

Annual Census Information				
Year	Total pupils Y8-Y12	6 <sup>th</sup> Form	Total Enrolment	Pupils in IMU
2018/19	897	275	1172	0
2019/20	899	277	1176	0
2020/21	895	311	1206	0
2021/22	901	312	1213	0
Approved Enrolment Number				1160
Approved Admissions Number				170
Year 8 Pupils 2021/22				179
First Preference Applications 2021/22				284
% FSME				6.84

Educational Achievements				
Year	5+ GCSE A*-C % of year 12 pupils achieving 5+ GCSEs grades A*-C (including equivalents)	5+ GCSE A*-C inc English & Maths % of year 12 pupils achieving 5+ GCSEs grades A*-C (including equivalents) Including English and Maths	3+ A Levels A*-C % of pupils achieving 3+ A Level grades A*-C (including equivalents)	2+ A Levels A*-E % of pupils achieving 2+ A Level grades A*-E (including equivalents)
2018/19	95.0	95.0	87.7	100.0
2019/20	Not available	Not available	Not available	Not available
2020/21	Not available	Not available	Not available	Not available
In formal intervention any period 1 April 2021-31 March 2022				

EF Compliant	
Key Stage 4 compliant	Y
Post-16 compliant	Y

Budgets			
Year	Available Delegated Resources £	Surplus/Deficit £	Surplus/Deficit %
2018/19			
2019/20			
2020/21			

KEY TO SYMBOLS & TEXT USED IN DATA ABOVE	
Symbol/Text	Definition
*	Relates to fewer than 5 cases
#	Means that a figure greater than or equal to 5 had been treated to prevent disclosure of a small number elsewhere
-	School not open in this academic year or closed in the previous academic year so data could not be collected and validated post exams
n/a	Not applicable, no pupils in the relevant year of study
JH	Junior High School, no year 12 or post 16 pupils

**Mid and East Antrim  
District Council**



## **SUMMARY DATA FOR POST-PRIMARY SCHOOLS IN THE MID AND EAST ANTRIM DISTRICT COUNCIL AREA**

<b>Management Type</b>	<b>Total – Enrolments</b>	<b>Numbers of Schools</b>	<b>Total Approved Enrolment</b>
Controlled	5,115	6	5,240
Voluntary	3,140	3	2,895
Catholic Maintained	1,313	2	1,560
Grant Maintained Integrated	1,673	2	1,450

### **Available School Places**

In post-primary schools there has been an increase of 33 in the number available places compared to the corresponding figure in the 2021 Annual Area Profiles.

### **School Finance and Enrolment**

The chart overleaf summarises the financial position of the schools in the council area between 2018/19 and 2020/21. The Authority does not retain information for voluntary grammar and grant maintained schools and these are shown under the “no budgetary information” category.

The chart overleaf also summarises the enrolment history of the schools between 2018/19 and 2021/22.

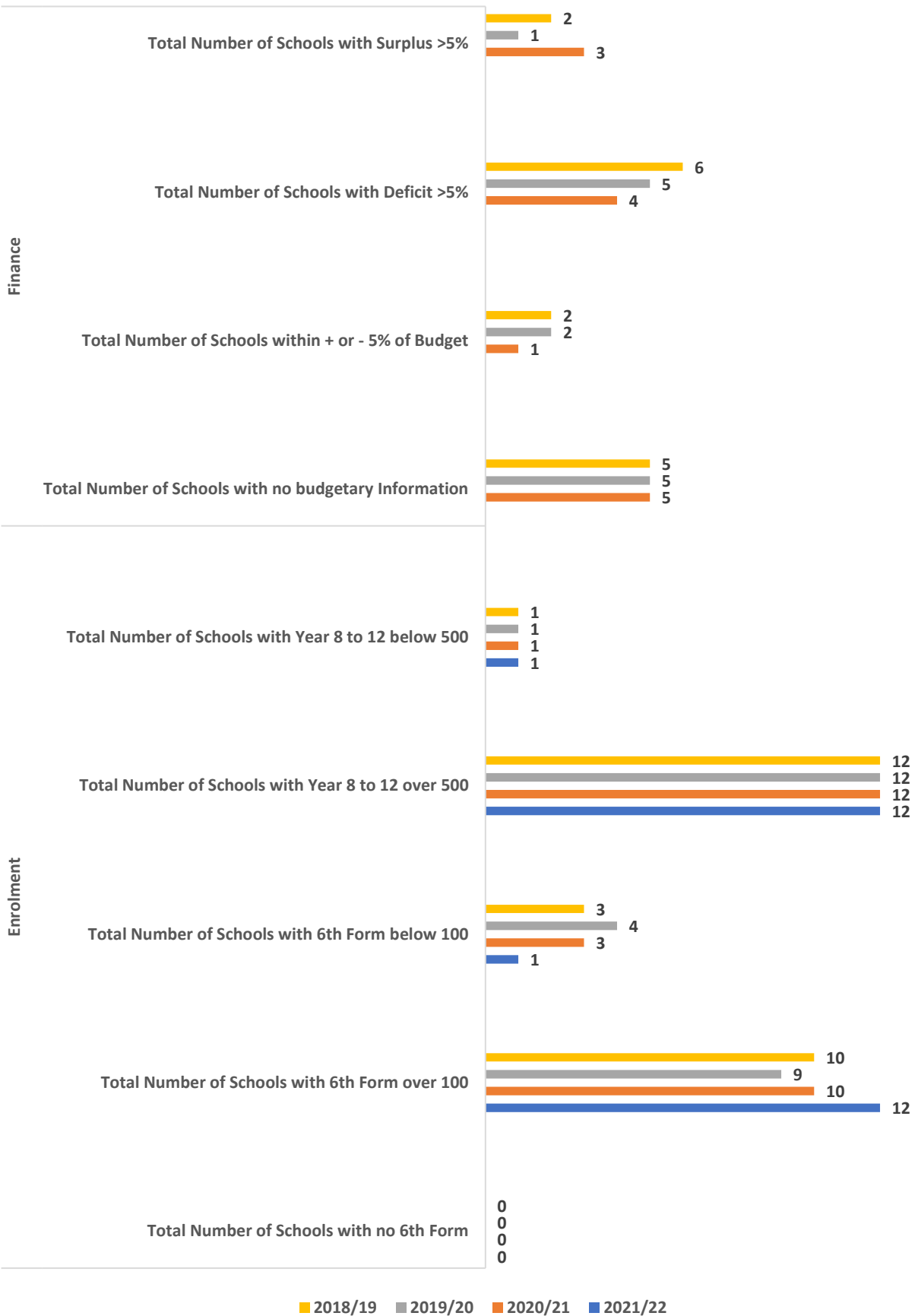
This data is assessed against the sustainable schools criteria:

- In 2021/22 there was 1 school with a year 8 to 12 enrolment below 500.
- In 2021/22 there was 1 school with a 6<sup>th</sup> form below 100.
- The number of schools with a deficit greater than 5% decreased in 2020/21 when compared to previous years.

### **Compliance with the Entitlement Framework Requirements (Post-Primary Schools)**

In 2021/22 there were a total of 12 schools that complied with the KS4 component of the EF which was the same number of schools when compared to 2020/21. In addition 8 schools in 2021/22 were compliant with the post-16 component which was an increase in the number of schools compared to 2020/21.

## Mid and East Antrim Borough Council Area Finance and Enrolment Summary



## Post-Primary School Annual Area Profile 2022

DE Ref No	School Name	Status	Council Area
3420011	Ballymena Academy	Voluntary	MID AND EAST ANTRIM

Annual Census Information				
Year	Total pupils Y8-Y12	6 <sup>th</sup> Form	Total Enrolment	Pupils in IMU
2018/19	885	329	1214	0
2019/20	898	313	1211	0
2020/21	893	319	1212	0
2021/22	912	333	1245	0
Approved Enrolment Number				1200
Approved Admissions Number				176
Year 8 Pupils 2021/22				196
First Preference Applications 2021/22				190
% FSME				6.35

Educational Achievements				
Year	5+ GCSE A*-C % of year 12 pupils achieving 5+ GCSEs grades A*-C (including equivalents)	5+ GCSE A*-C inc English & Maths % of year 12 pupils achieving 5+ GCSEs grades A*-C (including equivalents) Including English and Maths	3+ A Levels A*-C % of pupils achieving 3+ A Level grades A*-C (including equivalents)	2+ A Levels A*-E % of pupils achieving 2+ A Level grades A*-E (including equivalents)
2018/19	99.4	98.8	81.3	100.0
2019/20	Not available	Not available	Not available	Not available
2020/21	Not available	Not available	Not available	Not available
In formal intervention any period 1 April 2021-31 March 2022				

EF Compliant	
Key Stage 4 compliant	Y
Post-16 compliant	Y

Budgets			
Year	Available Delegated Resources £	Surplus/Deficit £	Surplus/Deficit %
2018/19			
2019/20			
2020/21			

KEY TO SYMBOLS & TEXT USED IN DATA ABOVE	
Symbol/Text	Definition
*	Relates to fewer than 5 cases
#	Means that a figure greater than or equal to 5 had been treated to prevent disclosure of a small number elsewhere
-	School not open in this academic year or closed in the previous academic year so data could not be collected and validated post exams
n/a	Not applicable, no pupils in the relevant year of study
JH	Junior High School, no year 12 or post 16 pupils

## Post-Primary School Annual Area Profile 2022

DE Ref No	School Name	Status	Council Area
3410297	Cambridge House Grammar School	Controlled	MID AND EAST ANTRIM

Annual Census Information				
Year	Total pupils Y8-Y12	6 <sup>th</sup> Form	Total Enrolment	Pupils in IMU
2018/19	708	188	896	0
2019/20	705	205	910	0
2020/21	703	225	928	0
2021/22	699	226	925	0
Approved Enrolment Number				900
Approved Admissions Number				140
Year 8 Pupils 2021/22				140
First Preference Applications 2021/22				162
% FSME				13.51

Educational Achievements				
Year	5+ GCSE A*-C % of year 12 pupils achieving 5+ GCSEs grades A*-C (including equivalents)	5+ GCSE A*-C inc English & Maths % of year 12 pupils achieving 5+ GCSEs grades A*-C (including equivalents) Including English and Maths	3+ A Levels A*-C % of pupils achieving 3+ A Level grades A*-C (including equivalents)	2+ A Levels A*-E % of pupils achieving 2+ A Level grades A*-E (including equivalents)
2018/19	97.1	95.7	87.2	100.0
2019/20	Not available	Not available	Not available	Not available
2020/21	Not available	Not available	Not available	Not available
In formal intervention any period 1 April 2021-31 March 2022				

EF Compliant	
Key Stage 4 compliant	Y
Post-16 compliant	Y

Budgets			
Year	Available Delegated Resources £	Surplus/Deficit £	Surplus/Deficit %
2018/19	3,763,159	234,382	6.23%
2019/20	4,055,091	151	0.00%
2020/21	4,289,695	445,735	10.39%

KEY TO SYMBOLS & TEXT USED IN DATA ABOVE	
Symbol/Text	Definition
*	Relates to fewer than 5 cases
#	Means that a figure greater than or equal to 5 had been treated to prevent disclosure of a small number elsewhere
-	School not open in this academic year or closed in the previous academic year so data could not be collected and validated post exams
n/a	Not applicable, no pupils in the relevant year of study
JH	Junior High School, no year 12 or post 16 pupils

## Post-Primary School Annual Area Profile 2022

DE Ref No	School Name	Status	Council Area
3210323	Carrickfergus Academy (opened September 2018)	Controlled	MID AND EAST ANTRIM

Annual Census Information				
Year	Total pupils Y8-Y12	6 <sup>th</sup> Form	Total Enrolment	Pupils in IMU
2018/19	1043	147	1190	0
2019/20	1000	124	1124	0
2020/21	961	142	1103	0
2021/22	894	158	1052	0
Approved Enrolment Number				1250
Approved Admissions Number				210
Year 8 Pupils 2021/22				150
First Preference Applications 2021/22				58
% FSME				35.93

Educational Achievements				
Year	5+ GCSE A*-C % of year 12 pupils achieving 5+ GCSEs grades A*-C (including equivalents)	5+ GCSE A*-C inc English & Maths % of year 12 pupils achieving 5+ GCSEs grades A*-C (including equivalents) Including English and Maths	3+ A Levels A*-C % of pupils achieving 3+ A Level grades A*-C (including equivalents)	2+ A Levels A*-E % of pupils achieving 2+ A Level grades A*-E (including equivalents)
2018/19	56.7	36.6	21.9	75.3
2019/20	Not available	Not available	Not available	Not available
2020/21	Not available	Not available	Not available	Not available
In formal intervention any period 1 April 2021-31 March 2022				

EF Compliant	
Key Stage 4 compliant	Y
Post-16 compliant	Y

Budgets			
Year	Available Delegated Resources £	Surplus/Deficit £	Surplus/Deficit %
2018/19	3,024,863	-169,125	-5.59%
2019/20	5,513,756	-379,550	-6.88%
2020/21	5,599,767	-287,520	-5.13%

KEY TO SYMBOLS & TEXT USED IN DATA ABOVE	
Symbol/Text	Definition
*	Relates to fewer than 5 cases
#	Means that a figure greater than or equal to 5 had been treated to prevent disclosure of a small number elsewhere
-	School not open in this academic year or closed in the previous academic year so data could not be collected and validated post exams
n/a	Not applicable, no pupils in the relevant year of study
JH	Junior High School, no year 12 or post 16 pupils

## Post-Primary School Annual Area Profile 2022

DE Ref No	School Name	Status	Council Area
3210091	Carrickfergus College (closed August 2018)	Controlled	MID AND EAST ANTRIM

Annual Census Information				
Year	Total pupils Y8-Y12	6 <sup>th</sup> Form	Total Enrolment	Pupils in IMU
2018/19	-	-	-	-
2019/20	-	-	-	-
2020/21	-	-	-	-
2021/22	-	-	-	-
Approved Enrolment Number				-
Approved Admissions Number				-
Year 8 Pupils 2021/22				-
First Preference Applications 2021/22				-
% FSME				-

Educational Achievements				
Year	5+ GCSE A*-C % of year 12 pupils achieving 5+ GCSEs grades A*-C (including equivalents)	5+ GCSE A*-C inc English & Maths % of year 12 pupils achieving 5+ GCSEs grades A*-C (including equivalents) Including English and Maths	3+ A Levels A*-C % of pupils achieving 3+ A Level grades A*-C (including equivalents)	2+ A Levels A*-E % of pupils achieving 2+ A Level grades A*-E (including equivalents)
2018/19	-	-	-	-
2019/20	Not available	Not available	Not available	Not available
2020/21	Not available	Not available	Not available	Not available
In formal intervention any period 1 April 2021-31 March 2022				

EF Compliant	
Key Stage 4 compliant	
Post-16 compliant	

Budgets			
Year	Available Delegated Resources £	Surplus/Deficit £	Surplus/Deficit %
2018/19	942,525	-432,487	-45.89%
2019/20			
2020/21			

KEY TO SYMBOLS & TEXT USED IN DATA ABOVE	
Symbol/Text	Definition
*	Relates to fewer than 5 cases
#	Means that a figure greater than or equal to 5 had been treated to prevent disclosure of a small number elsewhere
-	School not open in this academic year or closed in the previous academic year so data could not be collected and validated post exams
n/a	Not applicable, no pupils in the relevant year of study
JH	Junior High School, no year 12 or post 16 pupils

## Post-Primary School Annual Area Profile 2022

DE Ref No	School Name	Status	Council Area
3410098	Carrickfergus Grammar School	Controlled	MID AND EAST ANTRIM

Annual Census Information				
Year	Total pupils Y8-Y12	6 <sup>th</sup> Form	Total Enrolment	Pupils in IMU
2018/19	592	191	783	0
2019/20	593	174	767	0
2020/21	599	170	769	0
2021/22	593	193	786	0
Approved Enrolment Number				800
Approved Admissions Number				116
Year 8 Pupils 2021/22				118
First Preference Applications 2021/22				146
% FSME				11.96

Educational Achievements				
Year	5+ GCSE A*-C % of year 12 pupils achieving 5+ GCSEs grades A*-C (including equivalents)	5+ GCSE A*-C inc English & Maths % of year 12 pupils achieving 5+ GCSEs grades A*-C (including equivalents) Including English and Maths	3+ A Levels A*-C % of pupils achieving 3+ A Level grades A*-C (including equivalents)	2+ A Levels A*-E % of pupils achieving 2+ A Level grades A*-E (including equivalents)
2018/19	91.2	91.2	74.0	100.0
2019/20	Not available	Not available	Not available	Not available
2020/21	Not available	Not available	Not available	Not available
In formal intervention any period 1 April 2021-31 March 2022				

EF Compliant	
Key Stage 4 compliant	Y
Post-16 compliant	Y

Budgets			
Year	Available Delegated Resources £	Surplus/Deficit £	Surplus/Deficit %
2018/19	3,594,589	123,666	3.44%
2019/20	3,467,407	-193,761	-5.59%
2020/21	3,427,456	-275,913	-8.05%

KEY TO SYMBOLS & TEXT USED IN DATA ABOVE	
Symbol/Text	Definition
*	Relates to fewer than 5 cases
#	Means that a figure greater than or equal to 5 had been treated to prevent disclosure of a small number elsewhere
-	School not open in this academic year or closed in the previous academic year so data could not be collected and validated post exams
n/a	Not applicable, no pupils in the relevant year of study
JH	Junior High School, no year 12 or post 16 pupils

## Post-Primary School Annual Area Profile 2022

DE Ref No	School Name	Status	Council Area
3210172	Cullybackey High School	Controlled	MID AND EAST ANTRIM

Annual Census Information				
Year	Total pupils Y8-Y12	6 <sup>th</sup> Form	Total Enrolment	Pupils in IMU
2018/19	613	68	681	0
2019/20	623	80	703	0
2020/21	626	94	720	0
2021/22	595	120	715	0
Approved Enrolment Number				700
Approved Admissions Number				130
Year 8 Pupils 2021/22				101
First Preference Applications 2021/22				73
% FSME				30.63

Educational Achievements				
Year	5+ GCSE A*-C % of year 12 pupils achieving 5+ GCSEs grades A*-C (including equivalents)	5+ GCSE A*-C inc English & Maths % of year 12 pupils achieving 5+ GCSEs grades A*-C (including equivalents) Including English and Maths	3+ A Levels A*-C % of pupils achieving 3+ A Level grades A*-C (including equivalents)	2+ A Levels A*-E % of pupils achieving 2+ A Level grades A*-E (including equivalents)
2018/19	66.7	43.4	42.9	96.4
2019/20	Not available	Not available	Not available	Not available
2020/21	Not available	Not available	Not available	Not available
In formal intervention any period 1 April 2021-31 March 2022				

EF Compliant	
Key Stage 4 compliant	Y
Post-16 compliant	N

Budgets			
Year	Available Delegated Resources £	Surplus/Deficit £	Surplus/Deficit %
2018/19	2,922,491	224,471	7.68%
2019/20	3,207,502	225,759	7.04%
2020/21	3,641,573	406,707	11.17%

KEY TO SYMBOLS & TEXT USED IN DATA ABOVE	
Symbol/Text	Definition
*	Relates to fewer than 5 cases
#	Means that a figure greater than or equal to 5 had been treated to prevent disclosure of a small number elsewhere
-	School not open in this academic year or closed in the previous academic year so data could not be collected and validated post exams
n/a	Not applicable, no pupils in the relevant year of study
JH	Junior High School, no year 12 or post 16 pupils



## Post-Primary School Annual Area Profile 2022

DE Ref No	School Name	Status	Council Area
3210232	Downshire School (closed August 2018)	Controlled	MID AND EAST ANTRIM

Annual Census Information				
Year	Total pupils Y8-Y12	6 <sup>th</sup> Form	Total Enrolment	Pupils in IMU
2018/19	-	-	-	-
2019/20	-	-	-	-
2020/21	-	-	-	-
2021/22	-	-	-	-
Approved Enrolment Number				-
Approved Admissions Number				-
Year 8 Pupils 2021/22				-
First Preference Applications 2021/22				-
% FSME				-

Educational Achievements				
Year	5+ GCSE A*-C % of year 12 pupils achieving 5+ GCSEs grades A*-C (including equivalents)	5+ GCSE A*-C inc English & Maths % of year 12 pupils achieving 5+ GCSEs grades A*-C (including equivalents) Including English and Maths	3+ A Levels A*-C % of pupils achieving 3+ A Level grades A*-C (including equivalents)	2+ A Levels A*-E % of pupils achieving 2+ A Level grades A*-E (including equivalents)
2018/19	-	-	-	-
2019/20	Not available	Not available	Not available	Not available
2020/21	Not available	Not available	Not available	Not available
In formal intervention any period 1 April 2021-31 March 2022				

EF Compliant	
Key Stage 4 compliant	
Post-16 compliant	

Budgets			
Year	Available Delegated Resources £	Surplus/Deficit £	Surplus/Deficit %
2018/19	546,304	-419,659	-76.82%
2019/20			
2020/21			

KEY TO SYMBOLS & TEXT USED IN DATA ABOVE	
Symbol/Text	Definition
*	Relates to fewer than 5 cases
#	Means that a figure greater than or equal to 5 had been treated to prevent disclosure of a small number elsewhere
-	School not open in this academic year or closed in the previous academic year so data could not be collected and validated post exams
n/a	Not applicable, no pupils in the relevant year of study
JH	Junior High School, no year 12 or post 16 pupils

## Post-Primary School Annual Area Profile 2022

DE Ref No	School Name	Status	Council Area
3210208	Dunclug College	Controlled	MID AND EAST ANTRIM

Annual Census Information				
Year	Total pupils Y8-Y12	6 <sup>th</sup> Form	Total Enrolment	Pupils in IMU
2018/19	729	112	841	0
2019/20	746	121	867	0
2020/21	748	139	887	0
2021/22	744	126	870	0
Approved Enrolment Number				840
Approved Admissions Number				140
Year 8 Pupils 2021/22				152
First Preference Applications 2021/22				106
% FSME				37.7

Educational Achievements				
Year	5+ GCSE A*-C % of year 12 pupils achieving 5+ GCSEs grades A*-C (including equivalents)	5+ GCSE A*-C inc English & Maths % of year 12 pupils achieving 5+ GCSEs grades A*-C (including equivalents) Including English and Maths	3+ A Levels A*-C % of pupils achieving 3+ A Level grades A*-C (including equivalents)	2+ A Levels A*-E % of pupils achieving 2+ A Level grades A*-E (including equivalents)
2018/19	72.9	51.1	36.5	96.2
2019/20	Not available	Not available	Not available	Not available
2020/21	Not available	Not available	Not available	Not available
In formal intervention any period 1 April 2021-31 March 2022				

EF Compliant	
Key Stage 4 compliant	Y
Post-16 compliant	N

Budgets			
Year	Available Delegated Resources £	Surplus/Deficit £	Surplus/Deficit %
2018/19	3,778,529	-42,119	-1.11%
2019/20	3,785,560	-37,962	-1.00%
2020/21	4,362,305	281,064	6.44%

KEY TO SYMBOLS & TEXT USED IN DATA ABOVE	
Symbol/Text	Definition
*	Relates to fewer than 5 cases
#	Means that a figure greater than or equal to 5 had been treated to prevent disclosure of a small number elsewhere
-	School not open in this academic year or closed in the previous academic year so data could not be collected and validated post exams
n/a	Not applicable, no pupils in the relevant year of study
JH	Junior High School, no year 12 or post 16 pupils

## Post-Primary School Annual Area Profile 2022

DE Ref No	School Name	Status	Council Area
3420046	Larne Grammar School	Voluntary	MID AND EAST ANTRIM

Annual Census Information				
Year	Total pupils Y8-Y12	6 <sup>th</sup> Form	Total Enrolment	Pupils in IMU
2018/19	560	181	741	0
2019/20	566	172	738	0
2020/21	567	176	743	0
2021/22	565	182	747	0
Approved Enrolment Number				735
Approved Admissions Number				110
Year 8 Pupils 2021/22				113
First Preference Applications 2021/22				122
% FSME				12.18

Educational Achievements				
Year	5+ GCSE A*-C % of year 12 pupils achieving 5+ GCSEs grades A*-C (including equivalents)	5+ GCSE A*-C inc English & Maths % of year 12 pupils achieving 5+ GCSEs grades A*-C (including equivalents) Including English and Maths	3+ A Levels A*-C % of pupils achieving 3+ A Level grades A*-C (including equivalents)	2+ A Levels A*-E % of pupils achieving 2+ A Level grades A*-E (including equivalents)
2018/19	95.4	95.4	83.1	100.0
2019/20	Not available	Not available	Not available	Not available
2020/21	Not available	Not available	Not available	Not available
In formal intervention any period 1 April 2021-31 March 2022				

EF Compliant	
Key Stage 4 compliant	Y
Post-16 compliant	Y

Budgets			
Year	Available Delegated Resources £	Surplus/Deficit £	Surplus/Deficit %
2018/19			
2019/20			
2020/21			

KEY TO SYMBOLS & TEXT USED IN DATA ABOVE	
Symbol/Text	Definition
*	Relates to fewer than 5 cases
#	Means that a figure greater than or equal to 5 had been treated to prevent disclosure of a small number elsewhere
-	School not open in this academic year or closed in the previous academic year so data could not be collected and validated post exams
n/a	Not applicable, no pupils in the relevant year of study
JH	Junior High School, no year 12 or post 16 pupils

## Post-Primary School Annual Area Profile 2022

DE Ref No	School Name	Status	Council Area
3210038	Larne High School	Controlled	MID AND EAST ANTRIM

Annual Census Information				
Year	Total pupils Y8-Y12	6 <sup>th</sup> Form	Total Enrolment	Pupils in IMU
2018/19	543	92	635	0
2019/20	575	97	672	0
2020/21	611	121	732	0
2021/22	590	177	767	0
Approved Enrolment Number				750
Approved Admissions Number				135
Year 8 Pupils 2021/22				98
First Preference Applications 2021/22				69
% FSME				36.9

Educational Achievements				
Year	5+ GCSE A*-C % of year 12 pupils achieving 5+ GCSEs grades A*-C (including equivalents)	5+ GCSE A*-C inc English & Maths % of year 12 pupils achieving 5+ GCSEs grades A*-C (including equivalents) Including English and Maths	3+ A Levels A*-C % of pupils achieving 3+ A Level grades A*-C (including equivalents)	2+ A Levels A*-E % of pupils achieving 2+ A Level grades A*-E (including equivalents)
2018/19	83.7	40.2	70.3	100.0
2019/20	Not available	Not available	Not available	Not available
2020/21	Not available	Not available	Not available	Not available
In formal intervention any period 1 April 2021-31 March 2022				

EF Compliant	
Key Stage 4 compliant	Y
Post-16 compliant	N

Budgets			
Year	Available Delegated Resources £	Surplus/Deficit £	Surplus/Deficit %
2018/19	2,427,234	-280,230	-11.55%
2019/20	2,708,459	-334,560	-12.35%
2020/21	3,177,489	-230,927	-7.27%

KEY TO SYMBOLS & TEXT USED IN DATA ABOVE	
Symbol/Text	Definition
*	Relates to fewer than 5 cases
#	Means that a figure greater than or equal to 5 had been treated to prevent disclosure of a small number elsewhere
-	School not open in this academic year or closed in the previous academic year so data could not be collected and validated post exams
n/a	Not applicable, no pupils in the relevant year of study
JH	Junior High School, no year 12 or post 16 pupils

## Post-Primary School Annual Area Profile 2022

DE Ref No	School Name	Status	Council Area
3260289	Slemish College	GMI	MID AND EAST ANTRIM

Annual Census Information				
Year	Total pupils Y8-Y12	6 <sup>th</sup> Form	Total Enrolment	Pupils in IMU
2018/19	686	124	810	0
2019/20	726	120	846	0
2020/21	755	152	907	0
2021/22	796	173	969	0
Approved Enrolment Number				830
Approved Admissions Number				140
Year 8 Pupils 2021/22				168
First Preference Applications 2021/22				171
% FSME				24.77

Educational Achievements				
Year	5+ GCSE A*-C % of year 12 pupils achieving 5+ GCSEs grades A*-C (including equivalents)	5+ GCSE A*-C inc English & Maths % of year 12 pupils achieving 5+ GCSEs grades A*-C (including equivalents) Including English and Maths	3+ A Levels A*-C % of pupils achieving 3+ A Level grades A*-C (including equivalents)	2+ A Levels A*-E % of pupils achieving 2+ A Level grades A*-E (including equivalents)
2018/19	78.2	59.1	65.5	100.0
2019/20	Not available	Not available	Not available	Not available
2020/21	Not available	Not available	Not available	Not available
In formal intervention any period 1 April 2021-31 March 2022				

EF Compliant	
Key Stage 4 compliant	Y
Post-16 compliant	Y

Budgets			
Year	Available Delegated Resources £	Surplus/Deficit £	Surplus/Deficit %
2018/19			
2019/20			
2020/21			

KEY TO SYMBOLS & TEXT USED IN DATA ABOVE	
Symbol/Text	Definition
*	Relates to fewer than 5 cases
#	Means that a figure greater than or equal to 5 had been treated to prevent disclosure of a small number elsewhere
-	School not open in this academic year or closed in the previous academic year so data could not be collected and validated post exams
n/a	Not applicable, no pupils in the relevant year of study
JH	Junior High School, no year 12 or post 16 pupils

## Post-Primary School Annual Area Profile 2022

DE Ref No	School Name	Status	Council Area
3230310	St Killian's College	Catholic Maintained	MID AND EAST ANTRIM

Annual Census Information				
Year	Total pupils Y8-Y12	6 <sup>th</sup> Form	Total Enrolment	Pupils in IMU
2018/19	681	129	810	0
2019/20	690	160	850	0
2020/21	685	182	867	0
2021/22	679	170	849	0
Approved Enrolment Number				800
Approved Admissions Number				135
Year 8 Pupils 2021/22				133
First Preference Applications 2021/22				110
% FSME				23.79

Educational Achievements				
Year	5+ GCSE A*-C % of year 12 pupils achieving 5+ GCSEs grades A*-C (including equivalents)	5+ GCSE A*-C inc English & Maths % of year 12 pupils achieving 5+ GCSEs grades A*-C (including equivalents) Including English and Maths	3+ A Levels A*-C % of pupils achieving 3+ A Level grades A*-C (including equivalents)	2+ A Levels A*-E % of pupils achieving 2+ A Level grades A*-E (including equivalents)
2018/19	90.4	83.2	62.1	98.3
2019/20	Not available	Not available	Not available	Not available
2020/21	Not available	Not available	Not available	Not available
In formal intervention any period 1 April 2021-31 March 2022				

EF Compliant	
Key Stage 4 compliant	Y
Post-16 compliant	Y

Budgets			
Year	Available Delegated Resources £	Surplus/Deficit £	Surplus/Deficit %
2018/19	3,282,029	-272,338	-8.30%
2019/20	3,260,522	-430,409	-13.20%
2020/21	3,658,075	-180,403	-4.93%

KEY TO SYMBOLS & TEXT USED IN DATA ABOVE	
Symbol/Text	Definition
*	Relates to fewer than 5 cases
#	Means that a figure greater than or equal to 5 had been treated to prevent disclosure of a small number elsewhere
-	School not open in this academic year or closed in the previous academic year so data could not be collected and validated post exams
n/a	Not applicable, no pupils in the relevant year of study
JH	Junior High School, no year 12 or post 16 pupils

## Post-Primary School Annual Area Profile 2022

DE Ref No	School Name	Status	Council Area
3420010	St Louis Grammar School, Ballymena	Voluntary	MID AND EAST ANTRIM

Annual Census Information				
Year	Total pupils Y8-Y12	6 <sup>th</sup> Form	Total Enrolment	Pupils in IMU
2018/19	741	348	1089	0
2019/20	763	320	1083	0
2020/21	791	332	1123	0
2021/22	801	347	1148	0
Approved Enrolment Number				960
Approved Admissions Number				139
Year 8 Pupils 2021/22				162
First Preference Applications 2021/22				242
% FSME				8.62

Educational Achievements				
Year	5+ GCSE A*-C % of year 12 pupils achieving 5+ GCSEs grades A*-C (including equivalents)	5+ GCSE A*-C inc English & Maths % of year 12 pupils achieving 5+ GCSEs grades A*-C (including equivalents) Including English and Maths	3+ A Levels A*-C % of pupils achieving 3+ A Level grades A*-C (including equivalents)	2+ A Levels A*-E % of pupils achieving 2+ A Level grades A*-E (including equivalents)
2018/19	100.0	100.0	100.0	100.0
2019/20	Not available	Not available	Not available	Not available
2020/21	Not available	Not available	Not available	Not available
In formal intervention any period 1 April 2021-31 March 2022				

EF Compliant	
Key Stage 4 compliant	N
Post-16 compliant	Y

Budgets			
Year	Available Delegated Resources £	Surplus/Deficit £	Surplus/Deficit %
2018/19			
2019/20			
2020/21			

KEY TO SYMBOLS & TEXT USED IN DATA ABOVE	
Symbol/Text	Definition
*	Relates to fewer than 5 cases
#	Means that a figure greater than or equal to 5 had been treated to prevent disclosure of a small number elsewhere
-	School not open in this academic year or closed in the previous academic year so data could not be collected and validated post exams
n/a	Not applicable, no pupils in the relevant year of study
JH	Junior High School, no year 12 or post 16 pupils

## Post-Primary School Annual Area Profile 2022

DE Ref No	School Name	Status	Council Area
3230084	St Patrick's College, Ballymena	Catholic Maintained	MID AND EAST ANTRIM

Annual Census Information				
Year	Total pupils Y8-Y12	6 <sup>th</sup> Form	Total Enrolment	Pupils in IMU
2018/19	414	75	489	0
2019/20	422	55	477	0
2020/21	396	64	460	0
2021/22	378	86	464	0
Approved Enrolment Number				760
Approved Admissions Number				150
Year 8 Pupils 2021/22				78
First Preference Applications 2021/22				50
% FSME				31.68

Educational Achievements				
Year	5+ GCSE A*-C % of year 12 pupils achieving 5+ GCSEs grades A*-C (including equivalents)	5+ GCSE A*-C inc English & Maths % of year 12 pupils achieving 5+ GCSEs grades A*-C (including equivalents) Including English and Maths	3+ A Levels A*-C % of pupils achieving 3+ A Level grades A*-C (including equivalents)	2+ A Levels A*-E % of pupils achieving 2+ A Level grades A*-E (including equivalents)
2018/19	58.7	20.6	48.1	85.2
2019/20	Not available	Not available	Not available	Not available
2020/21	Not available	Not available	Not available	Not available
In formal intervention any period 1 April 2021-31 March 2022				

EF Compliant	
Key Stage 4 compliant	Y
Post-16 compliant	N

Budgets			
Year	Available Delegated Resources £	Surplus/Deficit £	Surplus/Deficit %
2018/19	1,884,723	-720,620	-38.23%
2019/20	1,868,840	-786,770	-42.10%
2020/21	2,000,803	-802,331	-40.10%

KEY TO SYMBOLS & TEXT USED IN DATA ABOVE	
Symbol/Text	Definition
*	Relates to fewer than 5 cases
#	Means that a figure greater than or equal to 5 had been treated to prevent disclosure of a small number elsewhere
-	School not open in this academic year or closed in the previous academic year so data could not be collected and validated post exams
n/a	Not applicable, no pupils in the relevant year of study
JH	Junior High School, no year 12 or post 16 pupils



## Post-Primary School Annual Area Profile 2022

DE Ref No	School Name	Status	Council Area
3260299	Ulidia Integrated College	GMI	MID AND EAST ANTRIM

Annual Census Information				
Year	Total pupils Y8-Y12	6 <sup>th</sup> Form	Total Enrolment	Pupils in IMU
2018/19	547	100	647	0
2019/20	566	89	655	0
2020/21	578	96	674	0
2021/22	595	109	704	0
Approved Enrolment Number				620
Approved Admissions Number				100
Year 8 Pupils 2021/22				120
First Preference Applications 2021/22				148
% FSME				25.14

Educational Achievements				
Year	5+ GCSE A*-C % of year 12 pupils achieving 5+ GCSEs grades A*-C (including equivalents)	5+ GCSE A*-C inc English & Maths % of year 12 pupils achieving 5+ GCSEs grades A*-C (including equivalents) Including English and Maths	3+ A Levels A*-C % of pupils achieving 3+ A Level grades A*-C (including equivalents)	2+ A Levels A*-E % of pupils achieving 2+ A Level grades A*-E (including equivalents)
2018/19	67.1	60.0	64.7	98.0
2019/20	Not available	Not available	Not available	Not available
2020/21	Not available	Not available	Not available	Not available
In formal intervention any period 1 April 2021-31 March 2022				

EF Compliant	
Key Stage 4 compliant	Y
Post-16 compliant	N

Budgets			
Year	Available Delegated Resources £	Surplus/Deficit £	Surplus/Deficit %
2018/19			
2019/20			
2020/21			

KEY TO SYMBOLS & TEXT USED IN DATA ABOVE	
Symbol/Text	Definition
*	Relates to fewer than 5 cases
#	Means that a figure greater than or equal to 5 had been treated to prevent disclosure of a small number elsewhere
-	School not open in this academic year or closed in the previous academic year so data could not be collected and validated post exams
n/a	Not applicable, no pupils in the relevant year of study
JH	Junior High School, no year 12 or post 16 pupils

**Mid Ulster  
District Council**

## **SUMMARY DATA FOR POST-PRIMARY SCHOOLS IN THE MID ULSTER DISTRICT COUNCIL AREA**

<b>Management Type</b>	<b>Total – Enrolments</b>	<b>Numbers of Schools</b>	<b>Total Approved Enrolment</b>
Controlled	2,405	5	2,857
Voluntary	4,833	5	4,515
Catholic Maintained	6,403	8	6,230
Grant Maintained Integrated	1,302	2	1,210

### **Available School Places**

In post-primary schools there has been a decrease of 30 in the number available places compared to the corresponding figure in the 2021 Annual Area Profiles.

### **School Finance and Enrolment**

The chart overleaf summarises the financial position of the schools in the council area between 2018/19 and 2020/21. The Authority does not retain information for voluntary grammar and grant maintained schools and these are shown under the “no budgetary information” category.

The chart overleaf also summarises the enrolment history of the schools between 2018/19 and 2021/22.

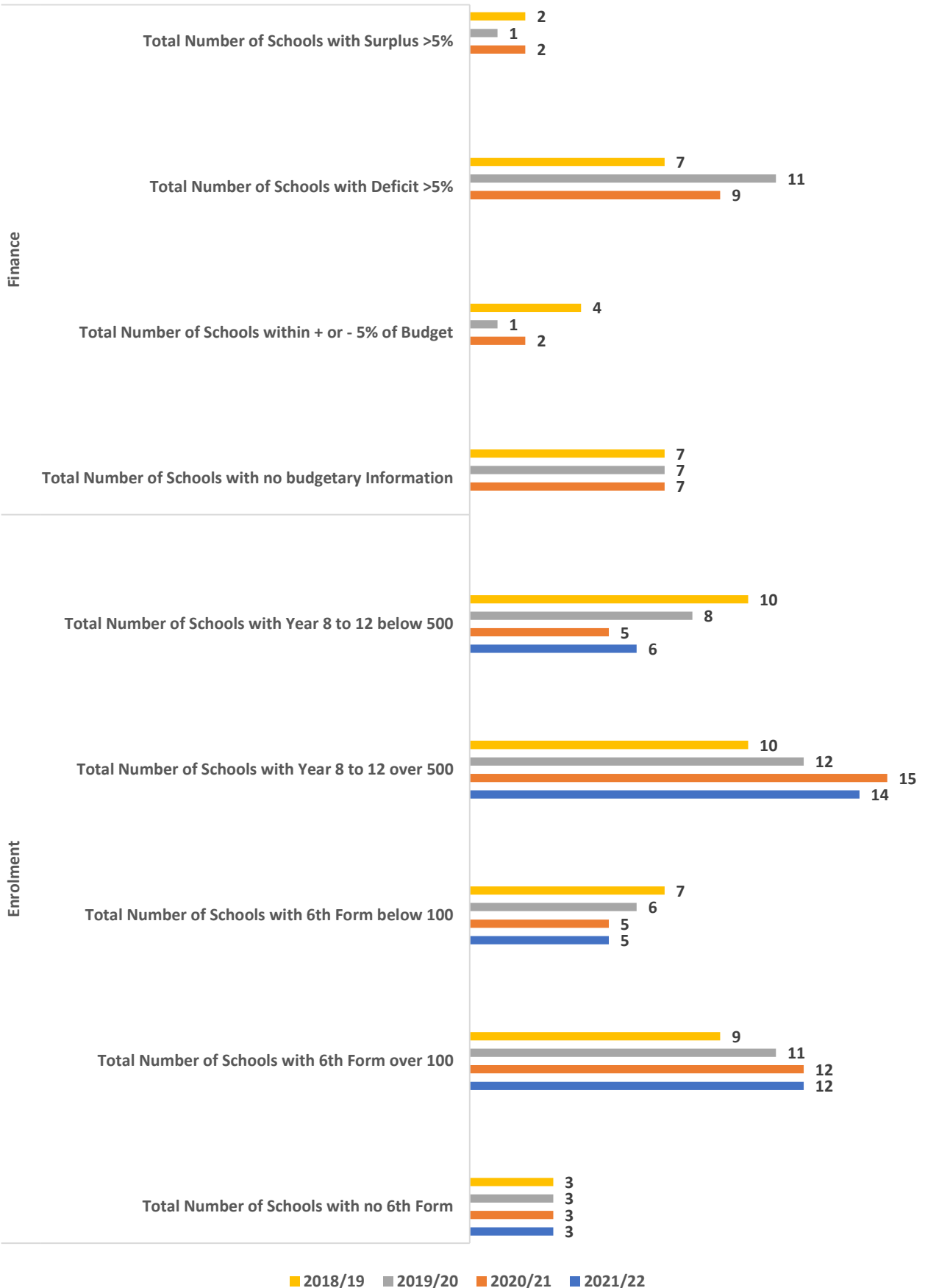
This data is assessed against the sustainable schools criteria:

- In 2021/22 there were 6 schools with a year 8 to 12 enrolment below 500.
- In 2021/22 there were 5 schools with a 6<sup>th</sup> form below 100.
- The number of schools with a deficit greater than 5% decreased in 2020/21 when compared to previous years.

### **Compliance with the Entitlement Framework Requirements (Post-Primary Schools)**

In 2021/22 there were a total of 19 schools that complied with the KS4 component of the EF which was the same number of schools when compared to 2020/21. In addition 16 schools in 2021/22 were compliant with the post-16 component which was an increase in the number of schools compared to 2020/21.

## Mid Ulster District Council Area Finance and Enrolment Summary



## Post-Primary School Annual Area Profile 2022

DE Ref No	School Name	Status	Council Area
5210153	Aughnacloy High School	Controlled	MID ULSTER

Annual Census Information				
Year	Total pupils Y8-Y12	6 <sup>th</sup> Form	Total Enrolment	Pupils in IMU
2018/19	163	0	163	0
2019/20	175	0	175	0
2020/21	181	0	181	0
2021/22	190	0	190	0
<b>Approved Enrolment Number</b>				232
<b>Approved Admissions Number</b>				46
<b>Year 8 Pupils 2021/22</b>				41
<b>First Preference Applications 2021/22</b>				36
<b>% FSME</b>				16.32

Educational Achievements				
Year	5+ GCSE A*-C % of year 12 pupils achieving 5+ GCSEs grades A*-C (including equivalents)	5+ GCSE A*-C inc <b>English &amp; Maths</b> % of year 12 pupils achieving 5+ GCSEs grades A*-C (including equivalents) Including English and Maths	3+ A Levels A*-C % of pupils achieving 3+ A Level grades A*-C (including equivalents)	2+ A Levels A*-E % of pupils achieving 2+ A Level grades A*-E (including equivalents)
2018/19	84.2	57.9	n/a	n/a
2019/20	Not available	Not available	Not available	Not available
2020/21	Not available	Not available	Not available	Not available
In formal intervention any period 1 April 2021-31 March 2022				

EF Compliant	
Key Stage 4 compliant	Y
Post-16 compliant	No Sixth Form

Budgets			
Year	Available Delegated Resources £	Surplus/Deficit £	Surplus/Deficit %
2018/19	707,689	-128,971	-18.22%
2019/20	727,967	-138,606	-19.04%
2020/21	855,159	-67,709	-7.92%

KEY TO SYMBOLS & TEXT USED IN DATA ABOVE	
Symbol/Text	Definition
*	Relates to fewer than 5 cases
#	Means that a figure greater than or equal to 5 had been treated to prevent disclosure of a small number elsewhere
-	School not open in this academic year or closed in the previous academic year so data could not be collected and validated post exams
n/a	Not applicable, no pupils in the relevant year of study
JH	Junior High School, no year 12 or post 16 pupils

## Post-Primary School Annual Area Profile 2022

DE Ref No	School Name	Status	Council Area
5210230	Cookstown High School	Controlled	MID ULSTER

Annual Census Information				
Year	Total pupils Y8-Y12	6 <sup>th</sup> Form	Total Enrolment	Pupils in IMU
2018/19	649	147	796	0
2019/20	673	136	809	0
2020/21	699	137	836	0
2021/22	715	149	864	0
Approved Enrolment Number				1100
Approved Admissions Number				180
Year 8 Pupils 2021/22				153
First Preference Applications 2021/22				134
% FSME				25.81

Educational Achievements				
Year	5+ GCSE A*-C % of year 12 pupils achieving 5+ GCSEs grades A*-C (including equivalents)	5+ GCSE A*-C inc English & Maths % of year 12 pupils achieving 5+ GCSEs grades A*-C (including equivalents) Including English and Maths	3+ A Levels A*-C % of pupils achieving 3+ A Level grades A*-C (including equivalents)	2+ A Levels A*-E % of pupils achieving 2+ A Level grades A*-E (including equivalents)
2018/19	78.4	68.0	81.1	100.0
2019/20	Not available	Not available	Not available	Not available
2020/21	Not available	Not available	Not available	Not available
In formal intervention any period 1 April 2021-31 March 2022				

EF Compliant	
Key Stage 4 compliant	Y
Post-16 compliant	Y

Budgets			
Year	Available Delegated Resources £	Surplus/Deficit £	Surplus/Deficit %
2018/19	2,670,538	-1,058,813	-39.65%
2019/20	2,416,934	-1,566,688	-64.82%
2020/21	2,444,704	-1,529,043	-62.55%

KEY TO SYMBOLS & TEXT USED IN DATA ABOVE	
Symbol/Text	Definition
*	Relates to fewer than 5 cases
#	Means that a figure greater than or equal to 5 had been treated to prevent disclosure of a small number elsewhere
-	School not open in this academic year or closed in the previous academic year so data could not be collected and validated post exams
n/a	Not applicable, no pupils in the relevant year of study
JH	Junior High School, no year 12 or post 16 pupils

## Post-Primary School Annual Area Profile 2022

DE Ref No	School Name	Status	Council Area
5210231	Drumglass High School	Controlled	MID ULSTER

Annual Census Information				
Year	Total pupils Y8-Y12	6 <sup>th</sup> Form	Total Enrolment	Pupils in IMU
2018/19	347	0	347	0
2019/20	377	0	377	0
2020/21	399	0	399	0
2021/22	367	0	367	0
Approved Enrolment Number				500
Approved Admissions Number				90
Year 8 Pupils 2021/22				56
First Preference Applications 2021/22				40
% FSME				24.25

Educational Achievements				
Year	5+ GCSE A*-C % of year 12 pupils achieving 5+ GCSEs grades A*-C (including equivalents)	5+ GCSE A*-C inc English & Maths % of year 12 pupils achieving 5+ GCSEs grades A*-C (including equivalents) Including English and Maths	3+ A Levels A*-C % of pupils achieving 3+ A Level grades A*-C (including equivalents)	2+ A Levels A*-E % of pupils achieving 2+ A Level grades A*-E (including equivalents)
2018/19	73.7	39.5	n/a	n/a
2019/20	Not available	Not available	Not available	Not available
2020/21	Not available	Not available	Not available	Not available
In formal intervention any period 1 April 2021-31 March 2022				

EF Compliant	
Key Stage 4 compliant	Y
Post-16 compliant	No Sixth Form

Budgets			
Year	Available Delegated Resources £	Surplus/Deficit £	Surplus/Deficit %
2018/19	1,760,701	133,241	7.57%
2019/20	1,804,793	118,850	6.59%
2020/21	2,089,777	332,907	15.93%

KEY TO SYMBOLS & TEXT USED IN DATA ABOVE	
Symbol/Text	Definition
*	Relates to fewer than 5 cases
#	Means that a figure greater than or equal to 5 had been treated to prevent disclosure of a small number elsewhere
-	School not open in this academic year or closed in the previous academic year so data could not be collected and validated post exams
n/a	Not applicable, no pupils in the relevant year of study
JH	Junior High School, no year 12 or post 16 pupils

## Post-Primary School Annual Area Profile 2022

DE Ref No	School Name	Status	Council Area
5210097	Fivemiletown College	Controlled	MID ULSTER

Annual Census Information				
Year	Total pupils Y8-Y12	6 <sup>th</sup> Form	Total Enrolment	Pupils in IMU
2018/19	293	65	358	0
2019/20	297	79	376	0
2020/21	301	64	365	0
2021/22	338	50	388	0
Approved Enrolment Number				425
Approved Admissions Number				69
Year 8 Pupils 2021/22				80
First Preference Applications 2021/22				73
% FSME				27.06

Educational Achievements				
Year	5+ GCSE A*-C % of year 12 pupils achieving 5+ GCSEs grades A*-C (including equivalents)	5+ GCSE A*-C inc English & Maths % of year 12 pupils achieving 5+ GCSEs grades A*-C (including equivalents) Including English and Maths	3+ A Levels A*-C % of pupils achieving 3+ A Level grades A*-C (including equivalents)	2+ A Levels A*-E % of pupils achieving 2+ A Level grades A*-E (including equivalents)
2018/19	94.1	74.5	*	100.0
2019/20	Not available	Not available	Not available	Not available
2020/21	Not available	Not available	Not available	Not available
In formal intervention any period 1 April 2021-31 March 2022				Exited September 2022

EF Compliant	
Key Stage 4 compliant	Y
Post-16 compliant	Y

Budgets			
Year	Available Delegated Resources £	Surplus/Deficit £	Surplus/Deficit %
2018/19	1,741,246	-6,415	-0.37%
2019/20	1,711,754	-225,245	-13.16%
2020/21	1,825,012	-145,885	-7.99%

KEY TO SYMBOLS & TEXT USED IN DATA ABOVE	
Symbol/Text	Definition
*	Relates to fewer than 5 cases
#	Means that a figure greater than or equal to 5 had been treated to prevent disclosure of a small number elsewhere
-	School not open in this academic year or closed in the previous academic year so data could not be collected and validated post exams
n/a	Not applicable, no pupils in the relevant year of study
JH	Junior High School, no year 12 or post 16 pupils



## Post-Primary School Annual Area Profile 2022

DE Ref No	School Name	Status	Council Area
5230278	Holy Trinity College	Catholic Maintained	MID ULSTER

Annual Census Information				
Year	Total pupils Y8-Y12	6 <sup>th</sup> Form	Total Enrolment	Pupils in IMU
2018/19	818	187	1005	0
2019/20	816	194	1010	0
2020/21	792	225	1017	0
2021/22	760	225	985	0
Approved Enrolment Number				1070
Approved Admissions Number				195
Year 8 Pupils 2021/22				133
First Preference Applications 2021/22				117
% FSME				34.21

Educational Achievements				
Year	5+ GCSE A*-C % of year 12 pupils achieving 5+ GCSEs grades A*-C (including equivalents)	5+ GCSE A*-C inc English & Maths % of year 12 pupils achieving 5+ GCSEs grades A*-C (including equivalents) Including English and Maths	3+ A Levels A*-C % of pupils achieving 3+ A Level grades A*-C (including equivalents)	2+ A Levels A*-E % of pupils achieving 2+ A Level grades A*-E (including equivalents)
2018/19	89.0	58.7	61.8	98.7
2019/20	Not available	Not available	Not available	Not available
2020/21	Not available	Not available	Not available	Not available
In formal intervention any period 1 April 2021-31 March 2022				

EF Compliant	
Key Stage 4 compliant	Y
Post-16 compliant	Y

Budgets			
Year	Available Delegated Resources £	Surplus/Deficit £	Surplus/Deficit %
2018/19	4,360,274	-349,785	-8.02%
2019/20	4,263,579	-625,989	-14.68%
2020/21	4,598,673	-560,959	-12.20%

KEY TO SYMBOLS & TEXT USED IN DATA ABOVE	
Symbol/Text	Definition
*	Relates to fewer than 5 cases
#	Means that a figure greater than or equal to 5 had been treated to prevent disclosure of a small number elsewhere
-	School not open in this academic year or closed in the previous academic year so data could not be collected and validated post exams
n/a	Not applicable, no pupils in the relevant year of study
JH	Junior High School, no year 12 or post 16 pupils

## Post-Primary School Annual Area Profile 2022

DE Ref No	School Name	Status	Council Area
5260286	Integrated College Dungannon	GMI	MID ULSTER

Annual Census Information				
Year	Total pupils Y8-Y12	6 <sup>th</sup> Form	Total Enrolment	Pupils in IMU
2018/19	517	83	600	0
2019/20	545	106	651	0
2020/21	563	104	667	0
2021/22	598	112	710	0
Approved Enrolment Number				640
Approved Admissions Number				110
Year 8 Pupils 2021/22				140
First Preference Applications 2021/22				124
% FSME				28.87

Educational Achievements				
Year	5+ GCSE A*-C % of year 12 pupils achieving 5+ GCSEs grades A*-C (including equivalents)	5+ GCSE A*-C inc English & Maths % of year 12 pupils achieving 5+ GCSEs grades A*-C (including equivalents) Including English and Maths	3+ A Levels A*-C % of pupils achieving 3+ A Level grades A*-C (including equivalents)	2+ A Levels A*-E % of pupils achieving 2+ A Level grades A*-E (including equivalents)
2018/19	85.1	58.6	36.4	100.0
2019/20	Not available	Not available	Not available	Not available
2020/21	Not available	Not available	Not available	Not available
In formal intervention any period 1 April 2021-31 March 2022				

EF Compliant	
Key Stage 4 compliant	Y
Post-16 compliant	Y

Budgets			
Year	Available Delegated Resources £	Surplus/Deficit £	Surplus/Deficit %
2018/19			
2019/20			
2020/21			

KEY TO SYMBOLS & TEXT USED IN DATA ABOVE	
Symbol/Text	Definition
*	Relates to fewer than 5 cases
#	Means that a figure greater than or equal to 5 had been treated to prevent disclosure of a small number elsewhere
-	School not open in this academic year or closed in the previous academic year so data could not be collected and validated post exams
n/a	Not applicable, no pupils in the relevant year of study
JH	Junior High School, no year 12 or post 16 pupils

## Post-Primary School Annual Area Profile 2022

DE Ref No	School Name	Status	Council Area
3210035	Magherafelt High School	Controlled	MID ULSTER

Annual Census Information				
Year	Total pupils Y8-Y12	6 <sup>th</sup> Form	Total Enrolment	Pupils in IMU
2018/19	467	72	539	0
2019/20	473	68	541	0
2020/21	508	61	569	0
2021/22	527	69	596	0
Approved Enrolment Number				600
Approved Admissions Number				100
Year 8 Pupils 2021/22				114
First Preference Applications 2021/22				95
% FSME				28.19

Educational Achievements				
Year	5+ GCSE A*-C % of year 12 pupils achieving 5+ GCSEs grades A*-C (including equivalents)	5+ GCSE A*-C inc English & Maths % of year 12 pupils achieving 5+ GCSEs grades A*-C (including equivalents) Including English and Maths	3+ A Levels A*-C % of pupils achieving 3+ A Level grades A*-C (including equivalents)	2+ A Levels A*-E % of pupils achieving 2+ A Level grades A*-E (including equivalents)
2018/19	77.8	45.6	55.2	100.0
2019/20	Not available	Not available	Not available	Not available
2020/21	Not available	Not available	Not available	Not available
In formal intervention any period 1 April 2021-31 March 2022				

EF Compliant	
Key Stage 4 compliant	Y
Post-16 compliant	N

Budgets			
Year	Available Delegated Resources £	Surplus/Deficit £	Surplus/Deficit %
2018/19	2,175,894	-273,428	-12.57%
2019/20	2,117,159	-360,632	-17.03%
2020/21	2,338,655	-248,945	-10.64%

KEY TO SYMBOLS & TEXT USED IN DATA ABOVE	
Symbol/Text	Definition
*	Relates to fewer than 5 cases
#	Means that a figure greater than or equal to 5 had been treated to prevent disclosure of a small number elsewhere
-	School not open in this academic year or closed in the previous academic year so data could not be collected and validated post exams
n/a	Not applicable, no pupils in the relevant year of study
JH	Junior High School, no year 12 or post 16 pupils

## Post-Primary School Annual Area Profile 2022

DE Ref No	School Name	Status	Council Area
3420058	Rainey Endowed School	Voluntary	MID ULSTER

Annual Census Information				
Year	Total pupils Y8-Y12	6 <sup>th</sup> Form	Total Enrolment	Pupils in IMU
2018/19	539	193	732	0
2019/20	551	178	729	0
2020/21	554	174	728	0
2021/22	567	179	746	0
Approved Enrolment Number				700
Approved Admissions Number				100
Year 8 Pupils 2021/22				119
First Preference Applications 2021/22				133
% FSME				11.53

Educational Achievements				
Year	5+ GCSE A*-C % of year 12 pupils achieving 5+ GCSEs grades A*-C (including equivalents)	5+ GCSE A*-C inc English & Maths % of year 12 pupils achieving 5+ GCSEs grades A*-C (including equivalents) Including English and Maths	3+ A Levels A*-C % of pupils achieving 3+ A Level grades A*-C (including equivalents)	2+ A Levels A*-E % of pupils achieving 2+ A Level grades A*-E (including equivalents)
2018/19	100.0	100.0	90.2	100.0
2019/20	Not available	Not available	Not available	Not available
2020/21	Not available	Not available	Not available	Not available
In formal intervention any period 1 April 2021-31 March 2022				

EF Compliant	
Key Stage 4 compliant	Y
Post-16 compliant	Y

Budgets			
Year	Available Delegated Resources £	Surplus/Deficit £	Surplus/Deficit %
2018/19			
2019/20			
2020/21			

KEY TO SYMBOLS & TEXT USED IN DATA ABOVE	
Symbol/Text	Definition
*	Relates to fewer than 5 cases
#	Means that a figure greater than or equal to 5 had been treated to prevent disclosure of a small number elsewhere
-	School not open in this academic year or closed in the previous academic year so data could not be collected and validated post exams
n/a	Not applicable, no pupils in the relevant year of study
JH	Junior High School, no year 12 or post 16 pupils

## Post-Primary School Annual Area Profile 2022

DE Ref No	School Name	Status	Council Area
3260303	Sperrin Integrated College	GMI	MID ULSTER

Annual Census Information				
Year	Total pupils Y8-Y12	6 <sup>th</sup> Form	Total Enrolment	Pupils in IMU
2018/19	451	79	530	0
2019/20	472	69	541	0
2020/21	507	62	569	0
2021/22	509	83	592	0
Approved Enrolment Number				570
Approved Admissions Number				100
Year 8 Pupils 2021/22				106
First Preference Applications 2021/22				73
% FSME				28.04

Educational Achievements				
Year	5+ GCSE A*-C % of year 12 pupils achieving 5+ GCSEs grades A*-C (including equivalents)	5+ GCSE A*-C inc English & Maths % of year 12 pupils achieving 5+ GCSEs grades A*-C (including equivalents) Including English and Maths	3+ A Levels A*-C % of pupils achieving 3+ A Level grades A*-C (including equivalents)	2+ A Levels A*-E % of pupils achieving 2+ A Level grades A*-E (including equivalents)
2018/19	83.8	64.9	75.0	100.0
2019/20	Not available	Not available	Not available	Not available
2020/21	Not available	Not available	Not available	Not available
In formal intervention any period 1 April 2021-31 March 2022				

EF Compliant	
Key Stage 4 compliant	Y
Post-16 compliant	Y

Budgets			
Year	Available Delegated Resources £	Surplus/Deficit £	Surplus/Deficit %
2018/19			
2019/20			
2020/21			

KEY TO SYMBOLS & TEXT USED IN DATA ABOVE	
Symbol/Text	Definition
*	Relates to fewer than 5 cases
#	Means that a figure greater than or equal to 5 had been treated to prevent disclosure of a small number elsewhere
-	School not open in this academic year or closed in the previous academic year so data could not be collected and validated post exams
n/a	Not applicable, no pupils in the relevant year of study
JH	Junior High School, no year 12 or post 16 pupils

## Post-Primary School Annual Area Profile 2022

DE Ref No	School Name	Status	Council Area
5230152	St Ciaran's High School, Ballygawley	Catholic Maintained	MID ULSTER

Annual Census Information				
Year	Total pupils Y8-Y12	6 <sup>th</sup> Form	Total Enrolment	Pupils in IMU
2018/19	626	134	760	0
2019/20	659	115	774	0
2020/21	665	119	784	0
2021/22	672	146	818	0
Approved Enrolment Number				760
Approved Admissions Number				125
Year 8 Pupils 2021/22				136
First Preference Applications 2021/22				122
% FSME				21.27

Educational Achievements				
Year	5+ GCSE A*-C % of year 12 pupils achieving 5+ GCSEs grades A*-C (including equivalents)	5+ GCSE A*-C inc English & Maths % of year 12 pupils achieving 5+ GCSEs grades A*-C (including equivalents) Including English and Maths	3+ A Levels A*-C % of pupils achieving 3+ A Level grades A*-C (including equivalents)	2+ A Levels A*-E % of pupils achieving 2+ A Level grades A*-E (including equivalents)
2018/19	79.6	63.1	77.4	100.0
2019/20	Not available	Not available	Not available	Not available
2020/21	Not available	Not available	Not available	Not available
In formal intervention any period 1 April 2021-31 March 2022				

EF Compliant	
Key Stage 4 compliant	Y
Post-16 compliant	Y

Budgets			
Year	Available Delegated Resources £	Surplus/Deficit £	Surplus/Deficit %
2018/19	3,271,060	-56,884	-1.74%
2019/20	3,299,602	-294,125	-8.91%
2020/21	3,453,137	-268,877	-7.79%

KEY TO SYMBOLS & TEXT USED IN DATA ABOVE	
Symbol/Text	Definition
*	Relates to fewer than 5 cases
#	Means that a figure greater than or equal to 5 had been treated to prevent disclosure of a small number elsewhere
-	School not open in this academic year or closed in the previous academic year so data could not be collected and validated post exams
n/a	Not applicable, no pupils in the relevant year of study
JH	Junior High School, no year 12 or post 16 pupils

## Post-Primary School Annual Area Profile 2022

DE Ref No	School Name	Status	Council Area
3230132	St Colm's High School, Draperstown	Catholic Maintained	MID ULSTER

Annual Census Information				
Year	Total pupils Y8-Y12	6 <sup>th</sup> Form	Total Enrolment	Pupils in IMU
2018/19	381	74	455	0
2019/20	395	51	446	0
2020/21	407	56	463	0
2021/22	404	70	474	0
Approved Enrolment Number				340
Approved Admissions Number				68
Year 8 Pupils 2021/22				76
First Preference Applications 2021/22				70
% FSME				18.14

Educational Achievements				
Year	5+ GCSE A*-C % of year 12 pupils achieving 5+ GCSEs grades A*-C (including equivalents)	5+ GCSE A*-C inc English & Maths % of year 12 pupils achieving 5+ GCSEs grades A*-C (including equivalents) Including English and Maths	3+ A Levels A*-C % of pupils achieving 3+ A Level grades A*-C (including equivalents)	2+ A Levels A*-E % of pupils achieving 2+ A Level grades A*-E (including equivalents)
2018/19	82.3	77.4	67.6	97.3
2019/20	Not available	Not available	Not available	Not available
2020/21	Not available	Not available	Not available	Not available
In formal intervention any period 1 April 2021-31 March 2022				

EF Compliant	
Key Stage 4 compliant	Y
Post-16 compliant	Y

Budgets			
Year	Available Delegated Resources £	Surplus/Deficit £	Surplus/Deficit %
2018/19	1,929,907	60,467	3.13%
2019/20	2,089,287	95,520	4.57%
2020/21	2,250,110	174,470	7.75%

KEY TO SYMBOLS & TEXT USED IN DATA ABOVE	
Symbol/Text	Definition
*	Relates to fewer than 5 cases
#	Means that a figure greater than or equal to 5 had been treated to prevent disclosure of a small number elsewhere
-	School not open in this academic year or closed in the previous academic year so data could not be collected and validated post exams
n/a	Not applicable, no pupils in the relevant year of study
JH	Junior High School, no year 12 or post 16 pupils

## Post-Primary School Annual Area Profile 2022

DE Ref No	School Name	Status	Council Area
3230318	St Conor's College (opened September 2018)	Catholic Maintained	MID ULSTER

Annual Census Information				
Year	Total pupils Y8-Y12	6 <sup>th</sup> Form	Total Enrolment	Pupils in IMU
2018/19	494	51	545	0
2019/20	498	70	568	0
2020/21	504	104	608	0
2021/22	484	98	582	0
Approved Enrolment Number				600
Approved Admissions Number				115
Year 8 Pupils 2021/22				84
First Preference Applications 2021/22				56
% FSME				27.32

Educational Achievements				
Year	5+ GCSE A*-C % of year 12 pupils achieving 5+ GCSEs grades A*-C (including equivalents)	5+ GCSE A*-C inc English & Maths % of year 12 pupils achieving 5+ GCSEs grades A*-C (including equivalents) Including English and Maths	3+ A Levels A*-C % of pupils achieving 3+ A Level grades A*-C (including equivalents)	2+ A Levels A*-E % of pupils achieving 2+ A Level grades A*-E (including equivalents)
2018/19	83.3	67.7	73.7	100.0
2019/20	Not available	Not available	Not available	Not available
2020/21	Not available	Not available	Not available	Not available
In formal intervention any period 1 April 2021-31 March 2022				

EF Compliant	
Key Stage 4 compliant	Y
Post-16 compliant	Y

Budgets			
Year	Available Delegated Resources £	Surplus/Deficit £	Surplus/Deficit %
2018/19	1,505,978	113,086	7.51%
2019/20	2,519,301	-359,108	-14.25%
2020/21	2,445,814	-535,224	-21.88%

KEY TO SYMBOLS & TEXT USED IN DATA ABOVE	
Symbol/Text	Definition
*	Relates to fewer than 5 cases
#	Means that a figure greater than or equal to 5 had been treated to prevent disclosure of a small number elsewhere
-	School not open in this academic year or closed in the previous academic year so data could not be collected and validated post exams
n/a	Not applicable, no pupils in the relevant year of study
JH	Junior High School, no year 12 or post 16 pupils



## Post-Primary School Annual Area Profile 2022

DE Ref No	School Name	Status	Council Area
5230192	St Joseph's College, Coalisland	Catholic Maintained	MID ULSTER

Annual Census Information				
Year	Total pupils Y8-Y12	6 <sup>th</sup> Form	Total Enrolment	Pupils in IMU
2018/19	392	0	392	0
2019/20	451	0	451	0
2020/21	450	0	450	0
2021/22	448	0	448	0
Approved Enrolment Number				680
Approved Admissions Number				135
Year 8 Pupils 2021/22				92
First Preference Applications 2021/22				57
% FSME				36.83

Educational Achievements				
Year	5+ GCSE A*-C % of year 12 pupils achieving 5+ GCSEs grades A*-C (including equivalents)	5+ GCSE A*-C inc English & Maths % of year 12 pupils achieving 5+ GCSEs grades A*-C (including equivalents) Including English and Maths	3+ A Levels A*-C % of pupils achieving 3+ A Level grades A*-C (including equivalents)	2+ A Levels A*-E % of pupils achieving 2+ A Level grades A*-E (including equivalents)
2018/19	71.7	54.3	n/a	n/a
2019/20	Not available	Not available	Not available	Not available
2020/21	Not available	Not available	Not available	Not available
In formal intervention any period 1 April 2021-31 March 2022				

EF Compliant	
Key Stage 4 compliant	Y
Post-16 compliant	No Sixth Form

Budgets			
Year	Available Delegated Resources £	Surplus/Deficit £	Surplus/Deficit %
2018/19	1,566,869	-166,950	-10.66%
2019/20	1,823,358	-155,276	-8.52%
2020/21	2,207,619	2,825	0.13%

KEY TO SYMBOLS & TEXT USED IN DATA ABOVE	
Symbol/Text	Definition
*	Relates to fewer than 5 cases
#	Means that a figure greater than or equal to 5 had been treated to prevent disclosure of a small number elsewhere
-	School not open in this academic year or closed in the previous academic year so data could not be collected and validated post exams
n/a	Not applicable, no pupils in the relevant year of study
JH	Junior High School, no year 12 or post 16 pupils

## Post-Primary School Annual Area Profile 2022

DE Ref No	School Name	Status	Council Area
5420073	St Joseph's Grammar School, Donaghmore	Voluntary	MID ULSTER

Annual Census Information				
Year	Total pupils Y8-Y12	6 <sup>th</sup> Form	Total Enrolment	Pupils in IMU
2018/19	490	203	693	155
2019/20	509	191	700	169
2020/21	578	196	774	166
2021/22	634	220	854	223
Approved Enrolment Number				750
Approved Admissions Number				120
Year 8 Pupils 2021/22				162
First Preference Applications 2021/22				105
% FSME				19.79

Educational Achievements				
Year	5+ GCSE A*-C % of year 12 pupils achieving 5+ GCSEs grades A*-C (including equivalents)	5+ GCSE A*-C inc English & Maths % of year 12 pupils achieving 5+ GCSEs grades A*-C (including equivalents) Including English and Maths	3+ A Levels A*-C % of pupils achieving 3+ A Level grades A*-C (including equivalents)	2+ A Levels A*-E % of pupils achieving 2+ A Level grades A*-E (including equivalents)
2018/19	100.0	98.9	77.3	100.0
2019/20	Not available	Not available	Not available	Not available
2020/21	Not available	Not available	Not available	Not available
In formal intervention any period 1 April 2021-31 March 2022				

EF Compliant	
Key Stage 4 compliant	Y
Post-16 compliant	Y

Budgets			
Year	Available Delegated Resources £	Surplus/Deficit £	Surplus/Deficit %
2018/19			
2019/20			
2020/21			

KEY TO SYMBOLS & TEXT USED IN DATA ABOVE	
Symbol/Text	Definition
*	Relates to fewer than 5 cases
#	Means that a figure greater than or equal to 5 had been treated to prevent disclosure of a small number elsewhere
-	School not open in this academic year or closed in the previous academic year so data could not be collected and validated post exams
n/a	Not applicable, no pupils in the relevant year of study
JH	Junior High School, no year 12 or post 16 pupils

## Post-Primary School Annual Area Profile 2022

DE Ref No	School Name	Status	Council Area
3230142	St Mary's College (closed August 2018)	Catholic Maintained	MID ULSTER

Annual Census Information				
Year	Total pupils Y8-Y12	6 <sup>th</sup> Form	Total Enrolment	Pupils in IMU
2018/19	-	-	-	-
2019/20	-	-	-	-
2020/21	-	-	-	-
2021/22	-	-	-	-
Approved Enrolment Number				-
Approved Admissions Number				-
Year 8 Pupils 2021/22				-
First Preference Applications 2021/22				-
% FSME				-

Educational Achievements				
Year	5+ GCSE A*-C % of year 12 pupils achieving 5+ GCSEs grades A*-C (including equivalents)	5+ GCSE A*-C inc English & Maths % of year 12 pupils achieving 5+ GCSEs grades A*-C (including equivalents) Including English and Maths	3+ A Levels A*-C % of pupils achieving 3+ A Level grades A*-C (including equivalents)	2+ A Levels A*-E % of pupils achieving 2+ A Level grades A*-E (including equivalents)
2018/19	-	-	-	-
2019/20	Not available	Not available	Not available	Not available
2020/21	Not available	Not available	Not available	Not available
In formal intervention any period 1 April 2021-31 March 2022				

EF Compliant	
Key Stage 4 compliant	
Post-16 compliant	

Budgets			
Year	Available Delegated Resources £	Surplus/Deficit £	Surplus/Deficit %
2018/19	326,096	-360,413	-110.52%
2019/20			
2020/21			

KEY TO SYMBOLS & TEXT USED IN DATA ABOVE	
Symbol/Text	Definition
*	Relates to fewer than 5 cases
#	Means that a figure greater than or equal to 5 had been treated to prevent disclosure of a small number elsewhere
-	School not open in this academic year or closed in the previous academic year so data could not be collected and validated post exams
n/a	Not applicable, no pupils in the relevant year of study
JH	Junior High School, no year 12 or post 16 pupils

## Post-Primary School Annual Area Profile 2022

DE Ref No	School Name	Status	Council Area
3420080	St Mary's Grammar School, Magherafelt	Voluntary	MID ULSTER

Annual Census Information				
Year	Total pupils Y8-Y12	6 <sup>th</sup> Form	Total Enrolment	Pupils in IMU
2018/19	801	288	1089	0
2019/20	808	299	1107	0
2020/21	809	307	1116	0
2021/22	821	294	1115	0
Approved Enrolment Number				1070
Approved Admissions Number				165
Year 8 Pupils 2021/22				180
First Preference Applications 2021/22				182
% FSME				7.17

Educational Achievements				
Year	5+ GCSE A*-C % of year 12 pupils achieving 5+ GCSEs grades A*-C (including equivalents)	5+ GCSE A*-C inc English & Maths % of year 12 pupils achieving 5+ GCSEs grades A*-C (including equivalents) Including English and Maths	3+ A Levels A*-C % of pupils achieving 3+ A Level grades A*-C (including equivalents)	2+ A Levels A*-E % of pupils achieving 2+ A Level grades A*-E (including equivalents)
2018/19	99.4	99.4	89.6	100.0
2019/20	Not available	Not available	Not available	Not available
2020/21	Not available	Not available	Not available	Not available
In formal intervention any period 1 April 2021-31 March 2022				

EF Compliant	
Key Stage 4 compliant	N
Post-16 compliant	Y

Budgets			
Year	Available Delegated Resources £	Surplus/Deficit £	Surplus/Deficit %
2018/19			
2019/20			
2020/21			

KEY TO SYMBOLS & TEXT USED IN DATA ABOVE	
Symbol/Text	Definition
*	Relates to fewer than 5 cases
#	Means that a figure greater than or equal to 5 had been treated to prevent disclosure of a small number elsewhere
-	School not open in this academic year or closed in the previous academic year so data could not be collected and validated post exams
n/a	Not applicable, no pupils in the relevant year of study
JH	Junior High School, no year 12 or post 16 pupils

## Post-Primary School Annual Area Profile 2022

DE Ref No	School Name	Status	Council Area
5420304	St Patrick's Academy, Dungannon	Voluntary	MID ULSTER

Annual Census Information				
Year	Total pupils Y8-Y12	6 <sup>th</sup> Form	Total Enrolment	Pupils in IMU
2018/19	979	357	1336	0
2019/20	1006	360	1366	0
2020/21	1027	367	1394	0
2021/22	1049	394	1443	0
Approved Enrolment Number				1320
Approved Admissions Number				208
Year 8 Pupils 2021/22				225
First Preference Applications 2021/22				277
% FSME				11.57

Educational Achievements				
Year	5+ GCSE A*-C % of year 12 pupils achieving 5+ GCSEs grades A*-C (including equivalents)	5+ GCSE A*-C inc English & Maths % of year 12 pupils achieving 5+ GCSEs grades A*-C (including equivalents) Including English and Maths	3+ A Levels A*-C % of pupils achieving 3+ A Level grades A*-C (including equivalents)	2+ A Levels A*-E % of pupils achieving 2+ A Level grades A*-E (including equivalents)
2018/19	97.3	96.2	75.9	100.0
2019/20	Not available	Not available	Not available	Not available
2020/21	Not available	Not available	Not available	Not available
In formal intervention any period 1 April 2021-31 March 2022				

EF Compliant	
Key Stage 4 compliant	Y
Post-16 compliant	Y

Budgets			
Year	Available Delegated Resources £	Surplus/Deficit £	Surplus/Deficit %
2018/19			
2019/20			
2020/21			

KEY TO SYMBOLS & TEXT USED IN DATA ABOVE	
Symbol/Text	Definition
*	Relates to fewer than 5 cases
#	Means that a figure greater than or equal to 5 had been treated to prevent disclosure of a small number elsewhere
-	School not open in this academic year or closed in the previous academic year so data could not be collected and validated post exams
n/a	Not applicable, no pupils in the relevant year of study
JH	Junior High School, no year 12 or post 16 pupils

## Post-Primary School Annual Area Profile 2022

DE Ref No	School Name	Status	Council Area
3230234	St Patrick's Co-ed Comprehensive College, Maghera	Catholic Maintained	MID ULSTER

Annual Census Information				
Year	Total pupils Y8-Y12	6 <sup>th</sup> Form	Total Enrolment	Pupils in IMU
2018/19	975	299	1274	0
2019/20	988	300	1288	0
2020/21	1007	302	1309	0
2021/22	1031	309	1340	0
Approved Enrolment Number				1355
Approved Admissions Number				190
Year 8 Pupils 2021/22				215
First Preference Applications 2021/22				232
% FSME				16.64

Educational Achievements				
Year	5+ GCSE A*-C % of year 12 pupils achieving 5+ GCSEs grades A*-C (including equivalents)	5+ GCSE A*-C inc English & Maths % of year 12 pupils achieving 5+ GCSEs grades A*-C (including equivalents) Including English and Maths	3+ A Levels A*-C % of pupils achieving 3+ A Level grades A*-C (including equivalents)	2+ A Levels A*-E % of pupils achieving 2+ A Level grades A*-E (including equivalents)
2018/19	89.0	83.2	73.6	100.0
2019/20	Not available	Not available	Not available	Not available
2020/21	Not available	Not available	Not available	Not available
In formal intervention any period 1 April 2021-31 March 2022				

EF Compliant	
Key Stage 4 compliant	Y
Post-16 compliant	Y

Budgets			
Year	Available Delegated Resources £	Surplus/Deficit £	Surplus/Deficit %
2018/19	5,343,189	-336,956	-6.31%
2019/20	5,190,220	-667,597	-12.86%
2020/21	5,469,762	-607,263	-11.10%

KEY TO SYMBOLS & TEXT USED IN DATA ABOVE	
Symbol/Text	Definition
*	Relates to fewer than 5 cases
#	Means that a figure greater than or equal to 5 had been treated to prevent disclosure of a small number elsewhere
-	School not open in this academic year or closed in the previous academic year so data could not be collected and validated post exams
n/a	Not applicable, no pupils in the relevant year of study
JH	Junior High School, no year 12 or post 16 pupils

## Post-Primary School Annual Area Profile 2022

DE Ref No	School Name	Status	Council Area
5230293	St Patrick's College, Dungannon	Catholic Maintained	MID ULSTER

Annual Census Information				
Year	Total pupils Y8-Y12	6 <sup>th</sup> Form	Total Enrolment	Pupils in IMU
2018/19	525	97	622	0
2019/20	562	88	650	0
2020/21	595	99	694	0
2021/22	611	130	741	0
Approved Enrolment Number				575
Approved Admissions Number				122
Year 8 Pupils 2021/22				124
First Preference Applications 2021/22				101
% FSME				29.28

Educational Achievements				
Year	5+ GCSE A*-C % of year 12 pupils achieving 5+ GCSEs grades A*-C (including equivalents)	5+ GCSE A*-C inc English & Maths % of year 12 pupils achieving 5+ GCSEs grades A*-C (including equivalents) Including English and Maths	3+ A Levels A*-C % of pupils achieving 3+ A Level grades A*-C (including equivalents)	2+ A Levels A*-E % of pupils achieving 2+ A Level grades A*-E (including equivalents)
2018/19	66.3	46.3	23.7	100.0
2019/20	Not available	Not available	Not available	Not available
2020/21	Not available	Not available	Not available	Not available
In formal intervention any period 1 April 2021-31 March 2022				

EF Compliant	
Key Stage 4 compliant	Y
Post-16 compliant	Y

Budgets			
Year	Available Delegated Resources £	Surplus/Deficit £	Surplus/Deficit %
2018/19	2,190,500	-700,679	-31.99%
2019/20	2,283,774	-712,597	-31.20%
2020/21	2,937,878	-246,509	-8.39%

KEY TO SYMBOLS & TEXT USED IN DATA ABOVE	
Symbol/Text	Definition
*	Relates to fewer than 5 cases
#	Means that a figure greater than or equal to 5 had been treated to prevent disclosure of a small number elsewhere
-	School not open in this academic year or closed in the previous academic year so data could not be collected and validated post exams
n/a	Not applicable, no pupils in the relevant year of study
JH	Junior High School, no year 12 or post 16 pupils

## Post-Primary School Annual Area Profile 2022

DE Ref No	School Name	Status	Council Area
3230168	St Pius X College, Magherafelt	Catholic Maintained	MID ULSTER

Annual Census Information				
Year	Total pupils Y8-Y12	6 <sup>th</sup> Form	Total Enrolment	Pupils in IMU
2018/19	754	182	936	0
2019/20	775	188	963	0
2020/21	804	198	1002	0
2021/22	823	192	1015	0
Approved Enrolment Number				850
Approved Admissions Number				170
Year 8 Pupils 2021/22				170
First Preference Applications 2021/22				141
% FSME				24.14

Educational Achievements				
Year	5+ GCSE A*-C % of year 12 pupils achieving 5+ GCSEs grades A*-C (including equivalents)	5+ GCSE A*-C inc English & Maths % of year 12 pupils achieving 5+ GCSEs grades A*-C (including equivalents) Including English and Maths	3+ A Levels A*-C % of pupils achieving 3+ A Level grades A*-C (including equivalents)	2+ A Levels A*-E % of pupils achieving 2+ A Level grades A*-E (including equivalents)
2018/19	92.5	73.9	50.6	96.5
2019/20	Not available	Not available	Not available	Not available
2020/21	Not available	Not available	Not available	Not available
In formal intervention any period 1 April 2021-31 March 2022				

EF Compliant	
Key Stage 4 compliant	Y
Post-16 compliant	Y

Budgets			
Year	Available Delegated Resources £	Surplus/Deficit £	Surplus/Deficit %
2018/19	3,822,103	-113,504	-2.97%
2019/20	4,029,993	-359,494	-8.92%
2020/21	4,370,044	-75,120	-1.72%

KEY TO SYMBOLS & TEXT USED IN DATA ABOVE	
Symbol/Text	Definition
*	Relates to fewer than 5 cases
#	Means that a figure greater than or equal to 5 had been treated to prevent disclosure of a small number elsewhere
-	School not open in this academic year or closed in the previous academic year so data could not be collected and validated post exams
n/a	Not applicable, no pupils in the relevant year of study
JH	Junior High School, no year 12 or post 16 pupils



## Post-Primary School Annual Area Profile 2022

DE Ref No	School Name	Status	Council Area
5420260	The Royal School Dungannon	Voluntary	MID ULSTER

Annual Census Information				
Year	Total pupils Y8-Y12	6 <sup>th</sup> Form	Total Enrolment	Pupils in IMU
2018/19	496	158	654	0
2019/20	513	155	668	0
2020/21	507	155	662	0
2021/22	514	161	675	0
Approved Enrolment Number				675
Approved Admissions Number				100
Year 8 Pupils 2021/22				102
First Preference Applications 2021/22				92
% FSME				10.22

Educational Achievements				
Year	5+ GCSE A*-C % of year 12 pupils achieving 5+ GCSEs grades A*-C (including equivalents)	5+ GCSE A*-C inc English & Maths % of year 12 pupils achieving 5+ GCSEs grades A*-C (including equivalents) Including English and Maths	3+ A Levels A*-C % of pupils achieving 3+ A Level grades A*-C (including equivalents)	2+ A Levels A*-E % of pupils achieving 2+ A Level grades A*-E (including equivalents)
2018/19	96.8	93.6	67.2	90.6
2019/20	Not available	Not available	Not available	Not available
2020/21	Not available	Not available	Not available	Not available
In formal intervention any period 1 April 2021-31 March 2022				

EF Compliant	
Key Stage 4 compliant	Y
Post-16 compliant	Y

Budgets			
Year	Available Delegated Resources £	Surplus/Deficit £	Surplus/Deficit %
2018/19			
2019/20			
2020/21			

KEY TO SYMBOLS & TEXT USED IN DATA ABOVE	
Symbol/Text	Definition
*	Relates to fewer than 5 cases
#	Means that a figure greater than or equal to 5 had been treated to prevent disclosure of a small number elsewhere
-	School not open in this academic year or closed in the previous academic year so data could not be collected and validated post exams
n/a	Not applicable, no pupils in the relevant year of study
JH	Junior High School, no year 12 or post 16 pupils

**Newry, Mourne  
and Down  
District Council**

## **SUMMARY DATA FOR POST-PRIMARY SCHOOLS IN THE NEWRY, MOURNE AND DOWN DISTRICT COUNCIL AREA**

<b>Management Type</b>	<b>Total – Enrolments</b>	<b>Numbers of Schools</b>	<b>Total Approved Enrolment</b>
Controlled	3,028	6	3,239
Voluntary	5,991	7	5,720
Catholic Maintained	7,131	10	6,865
Grant Maintained Integrated	887	2	1,020

### **Available School Places**

In post-primary schools there has been a decrease of 54 in the number available places compared to the corresponding figure in the 2021 Annual Area Profiles.

### **School Finance and Enrolment**

The chart overleaf summarises the financial position of the schools in the council area between 2018/19 and 2020/21. The Authority does not retain information for voluntary grammar and grant maintained schools and these are shown under the “no budgetary information” category.

The chart overleaf also summarises the enrolment history of the schools between 2018/19 and 2021/22.

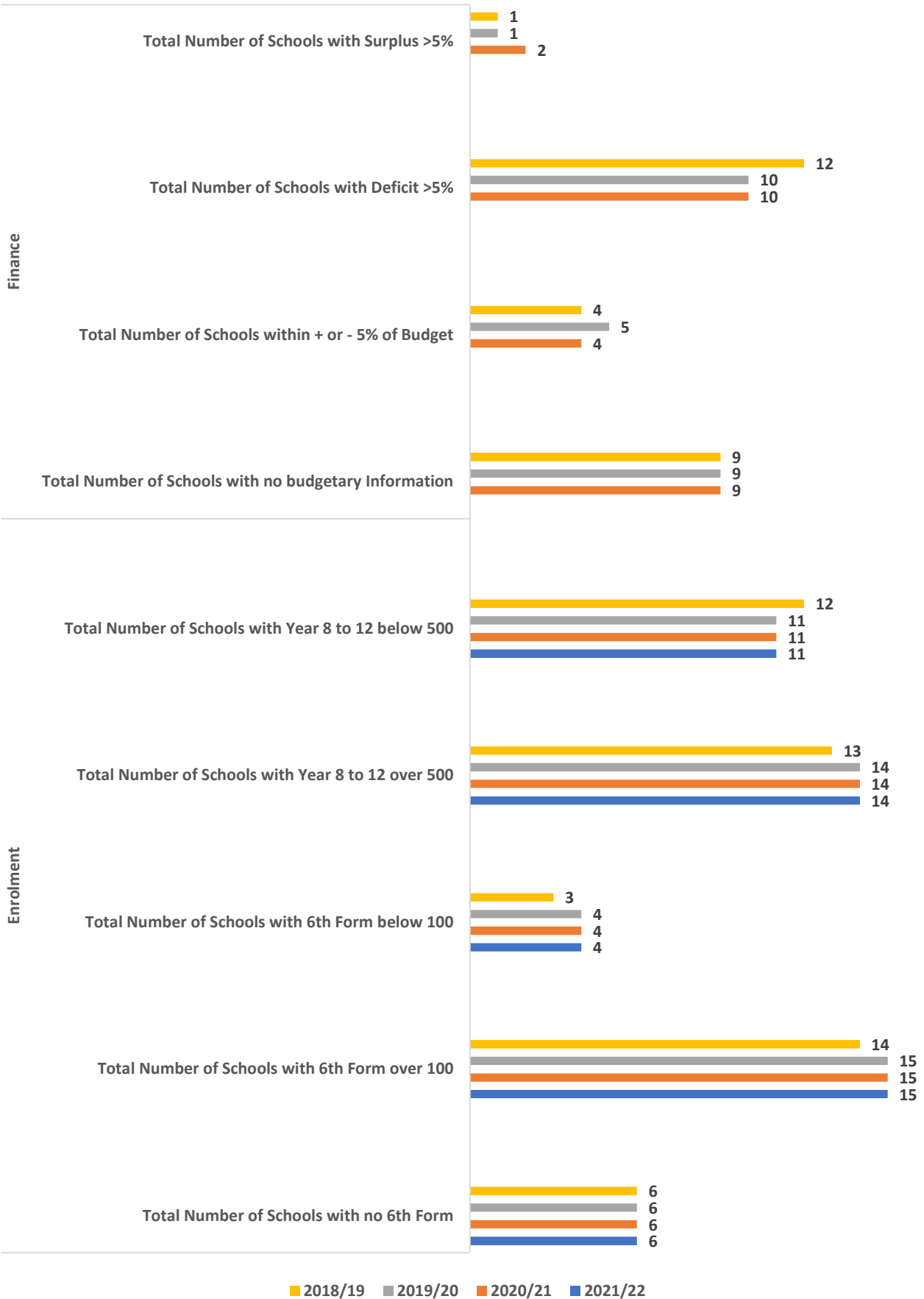
This data is assessed against the sustainable schools criteria:

- In 2021/22 there were 11 schools with a year 8 to 12 enrolment below 500.
- In 2021/22 there were 4 schools with a 6<sup>th</sup> form below 100.
- The number of schools with a deficit greater than 5% remained the same in 2020/21 when compared to previous years.

### **Compliance with the Entitlement Framework Requirements (Post-Primary Schools)**

In 2021/22 there were a total of 24 schools that complied with the KS4 component of the EF which was an increase in the number of schools when compared to 2020/21. In addition 13 schools in 2021/22 were compliant with the post-16 component which was the same number of schools as 2020/21.

## Newry, Mourne and Down District Council Area Finance and Enrolment Summary



## Post-Primary School Annual Area Profile 2022

DE Ref No	School Name	Status	Council Area
5420059	Abbey Christian Brothers Grammar School, Newry	Voluntary	NEWRY MOURNE AND DOWN

Annual Census Information				
Year	Total pupils Y8-Y12	6 <sup>th</sup> Form	Total Enrolment	Pupils in IMU
2018/19	653	235	888	0
2019/20	660	234	894	0
2020/21	664	239	903	0
2021/22	659	241	900	0
Approved Enrolment Number				850
Approved Admissions Number				125
Year 8 Pupils 2021/22				131
First Preference Applications 2021/22				151
% FSME				12.33

Educational Achievements				
Year	5+ GCSE A*-C % of year 12 pupils achieving 5+ GCSEs grades A*-C (including equivalents)	5+ GCSE A*-C inc English & Maths % of year 12 pupils achieving 5+ GCSEs grades A*-C (including equivalents) Including English and Maths	3+ A Levels A*-C % of pupils achieving 3+ A Level grades A*-C (including equivalents)	2+ A Levels A*-E % of pupils achieving 2+ A Level grades A*-E (including equivalents)
2018/19	100.0	99.2	84.0	100.0
2019/20	Not available	Not available	Not available	Not available
2020/21	Not available	Not available	Not available	Not available
In formal intervention any period 1 April 2021-31 March 2022				

EF Compliant	
Key Stage 4 compliant	Y
Post-16 compliant	Y

Budgets			
Year	Available Delegated Resources £	Surplus/Deficit £	Surplus/Deficit %
2018/19			
2019/20			
2020/21			

KEY TO SYMBOLS & TEXT USED IN DATA ABOVE	
Symbol/Text	Definition
*	Relates to fewer than 5 cases
#	Means that a figure greater than or equal to 5 had been treated to prevent disclosure of a small number elsewhere
-	School not open in this academic year or closed in the previous academic year so data could not be collected and validated post exams
n/a	Not applicable, no pupils in the relevant year of study
JH	Junior High School, no year 12 or post 16 pupils

## Post-Primary School Annual Area Profile 2022

DE Ref No	School Name	Status	Council Area
4420086	Assumption Grammar School	Voluntary	NEWRY MOURNE AND DOWN

Annual Census Information				
Year	Total pupils Y8-Y12	6 <sup>th</sup> Form	Total Enrolment	Pupils in IMU
2018/19	610	225	835	0
2019/20	621	213	834	0
2020/21	648	196	844	0
2021/22	690	202	892	0
Approved Enrolment Number				840
Approved Admissions Number				120
Year 8 Pupils 2021/22				150
First Preference Applications 2021/22				154
% FSME				9.64

Educational Achievements				
Year	5+ GCSE A*-C % of year 12 pupils achieving 5+ GCSEs grades A*-C (including equivalents)	5+ GCSE A*-C inc English & Maths % of year 12 pupils achieving 5+ GCSEs grades A*-C (including equivalents) Including English and Maths	3+ A Levels A*-C % of pupils achieving 3+ A Level grades A*-C (including equivalents)	2+ A Levels A*-E % of pupils achieving 2+ A Level grades A*-E (including equivalents)
2018/19	100.0	95.7	82.5	100.0
2019/20	Not available	Not available	Not available	Not available
2020/21	Not available	Not available	Not available	Not available
In formal intervention any period 1 April 2021-31 March 2022				

EF Compliant	
Key Stage 4 compliant	Y
Post-16 compliant	Y

Budgets			
Year	Available Delegated Resources £	Surplus/Deficit £	Surplus/Deficit %
2018/19			
2019/20			
2020/21			

KEY TO SYMBOLS & TEXT USED IN DATA ABOVE	
Symbol/Text	Definition
*	Relates to fewer than 5 cases
#	Means that a figure greater than or equal to 5 had been treated to prevent disclosure of a small number elsewhere
-	School not open in this academic year or closed in the previous academic year so data could not be collected and validated post exams
n/a	Not applicable, no pupils in the relevant year of study
JH	Junior High School, no year 12 or post 16 pupils

## Post-Primary School Annual Area Profile 2022

DE Ref No	School Name	Status	Council Area
4260309	Blackwater Integrated College	GMI	NEWRY MOURNE AND DOWN

Annual Census Information				
Year	Total pupils Y8-Y12	6 <sup>th</sup> Form	Total Enrolment	Pupils in IMU
2018/19	194	0	194	0
2019/20	225	0	225	0
2020/21	229	0	229	0
2021/22	228	0	228	0
Approved Enrolment Number				400
Approved Admissions Number				80
Year 8 Pupils 2021/22				38
First Preference Applications 2021/22				24
% FSME				52.63

Educational Achievements				
Year	5+ GCSE A*-C % of year 12 pupils achieving 5+ GCSEs grades A*-C (including equivalents)	5+ GCSE A*-C inc English & Maths % of year 12 pupils achieving 5+ GCSEs grades A*-C (including equivalents) Including English and Maths	3+ A Levels A*-C % of pupils achieving 3+ A Level grades A*-C (including equivalents)	2+ A Levels A*-E % of pupils achieving 2+ A Level grades A*-E (including equivalents)
2018/19	91.7	54.2	n/a	n/a
2019/20	Not available	Not available	Not available	Not available
2020/21	Not available	Not available	Not available	Not available
In formal intervention any period 1 April 2021-31 March 2022				

EF Compliant	
Key Stage 4 compliant	Y
Post-16 compliant	No Sixth Form

Budgets			
Year	Available Delegated Resources £	Surplus/Deficit £	Surplus/Deficit %
2018/19			
2019/20			
2020/21			

KEY TO SYMBOLS & TEXT USED IN DATA ABOVE	
Symbol/Text	Definition
*	Relates to fewer than 5 cases
#	Means that a figure greater than or equal to 5 had been treated to prevent disclosure of a small number elsewhere
-	School not open in this academic year or closed in the previous academic year so data could not be collected and validated post exams
n/a	Not applicable, no pupils in the relevant year of study
JH	Junior High School, no year 12 or post 16 pupils

## Post-Primary School Annual Area Profile 2022

DE Ref No	School Name	Status	Council Area
4230224	De La Salle High School	Catholic Maintained	NEWRY MOURNE AND DOWN

Annual Census Information				
Year	Total pupils Y8-Y12	6 <sup>th</sup> Form	Total Enrolment	Pupils in IMU
2018/19	345	43	388	0
2019/20	348	46	394	0
2020/21	343	44	387	0
2021/22	351	49	400	0
Approved Enrolment Number				430
Approved Admissions Number				86
Year 8 Pupils 2021/22				67
First Preference Applications 2021/22				40
% FSME				32.5

Educational Achievements				
Year	5+ GCSE A*-C % of year 12 pupils achieving 5+ GCSEs grades A*-C (including equivalents)	5+ GCSE A*-C inc English & Maths % of year 12 pupils achieving 5+ GCSEs grades A*-C (including equivalents) Including English and Maths	3+ A Levels A*-C % of pupils achieving 3+ A Level grades A*-C (including equivalents)	2+ A Levels A*-E % of pupils achieving 2+ A Level grades A*-E (including equivalents)
2018/19	62.5	47.9	55.6	100.0
2019/20	Not available	Not available	Not available	Not available
2020/21	Not available	Not available	Not available	Not available
In formal intervention any period 1 April 2021-31 March 2022				

EF Compliant	
Key Stage 4 compliant	Y
Post-16 compliant	N

Budgets			
Year	Available Delegated Resources £	Surplus/Deficit £	Surplus/Deficit %
2018/19	1,603,742	-132,772	-8.28%
2019/20	1,696,654	-69,949	-4.12%
2020/21	2,010,602	-52,206	-2.60%

KEY TO SYMBOLS & TEXT USED IN DATA ABOVE	
Symbol/Text	Definition
*	Relates to fewer than 5 cases
#	Means that a figure greater than or equal to 5 had been treated to prevent disclosure of a small number elsewhere
-	School not open in this academic year or closed in the previous academic year so data could not be collected and validated post exams
n/a	Not applicable, no pupils in the relevant year of study
JH	Junior High School, no year 12 or post 16 pupils



## Post-Primary School Annual Area Profile 2022

DE Ref No	School Name	Status	Council Area
4410085	Down High School	Controlled	NEWRY MOURNE AND DOWN

Annual Census Information				
Year	Total pupils Y8-Y12	6 <sup>th</sup> Form	Total Enrolment	Pupils in IMU
2018/19	653	260	913	0
2019/20	670	266	936	0
2020/21	665	285	950	0
2021/22	676	289	965	0
Approved Enrolment Number				934
Approved Admissions Number				128
Year 8 Pupils 2021/22				140
First Preference Applications 2021/22				185
% FSME				7.67

Educational Achievements				
Year	5+ GCSE A*-C % of year 12 pupils achieving 5+ GCSEs grades A*-C (including equivalents)	5+ GCSE A*-C inc English & Maths % of year 12 pupils achieving 5+ GCSEs grades A*-C (including equivalents) Including English and Maths	3+ A Levels A*-C % of pupils achieving 3+ A Level grades A*-C (including equivalents)	2+ A Levels A*-E % of pupils achieving 2+ A Level grades A*-E (including equivalents)
2018/19	100.0	99.2	76.7	98.4
2019/20	Not available	Not available	Not available	Not available
2020/21	Not available	Not available	Not available	Not available
In formal intervention any period 1 April 2021-31 March 2022				

EF Compliant	
Key Stage 4 compliant	Y
Post-16 compliant	Y

Budgets			
Year	Available Delegated Resources £	Surplus/Deficit £	Surplus/Deficit %
2018/19	3,840,022	-249,068	-6.49%
2019/20	3,705,692	-630,547	-17.02%
2020/21	3,863,310	-718,855	-18.61%

KEY TO SYMBOLS & TEXT USED IN DATA ABOVE	
Symbol/Text	Definition
*	Relates to fewer than 5 cases
#	Means that a figure greater than or equal to 5 had been treated to prevent disclosure of a small number elsewhere
-	School not open in this academic year or closed in the previous academic year so data could not be collected and validated post exams
n/a	Not applicable, no pupils in the relevant year of study
JH	Junior High School, no year 12 or post 16 pupils

## Post-Primary School Annual Area Profile 2022

DE Ref No	School Name	Status	Council Area
5210016	Kilkeel High School	Controlled	NEWRY MOURNE AND DOWN

Annual Census Information				
Year	Total pupils Y8-Y12	6 <sup>th</sup> Form	Total Enrolment	Pupils in IMU
2018/19	573	110	683	0
2019/20	579	118	697	0
2020/21	586	113	699	0
2021/22	596	116	712	0
Approved Enrolment Number				830
Approved Admissions Number				145
Year 8 Pupils 2021/22				130
First Preference Applications 2021/22				120
% FSME				17.84

Educational Achievements				
Year	5+ GCSE A*-C % of year 12 pupils achieving 5+ GCSEs grades A*-C (including equivalents)	5+ GCSE A*-C inc English & Maths % of year 12 pupils achieving 5+ GCSEs grades A*-C (including equivalents) Including English and Maths	3+ A Levels A*-C % of pupils achieving 3+ A Level grades A*-C (including equivalents)	2+ A Levels A*-E % of pupils achieving 2+ A Level grades A*-E (including equivalents)
2018/19	62.7	51.7	55.0	97.5
2019/20	Not available	Not available	Not available	Not available
2020/21	Not available	Not available	Not available	Not available
In formal intervention any period 1 April 2021-31 March 2022				

EF Compliant	
Key Stage 4 compliant	Y
Post-16 compliant	N

Budgets			
Year	Available Delegated Resources £	Surplus/Deficit £	Surplus/Deficit %
2018/19	1,575,636	-1,543,915	-97.99%
2019/20	1,392,324	-1,875,020	-134.67%
2020/21	1,432,959	-1,892,023	-132.04%

KEY TO SYMBOLS & TEXT USED IN DATA ABOVE	
Symbol/Text	Definition
*	Relates to fewer than 5 cases
#	Means that a figure greater than or equal to 5 had been treated to prevent disclosure of a small number elsewhere
-	School not open in this academic year or closed in the previous academic year so data could not be collected and validated post exams
n/a	Not applicable, no pupils in the relevant year of study
JH	Junior High School, no year 12 or post 16 pupils

## Post-Primary School Annual Area Profile 2022

DE Ref No	School Name	Status	Council Area
5210186	Newry High School	Controlled	NEWRY MOURNE AND DOWN

Annual Census Information				
Year	Total pupils Y8-Y12	6 <sup>th</sup> Form	Total Enrolment	Pupils in IMU
2018/19	376	61	437	0
2019/20	387	57	444	0
2020/21	388	45	433	0
2021/22	391	55	446	0
Approved Enrolment Number				580
Approved Admissions Number				92
Year 8 Pupils 2021/22				70
First Preference Applications 2021/22				48
% FSME				35.2

Educational Achievements				
Year	5+ GCSE A*-C % of year 12 pupils achieving 5+ GCSEs grades A*-C (including equivalents)	5+ GCSE A*-C inc English & Maths % of year 12 pupils achieving 5+ GCSEs grades A*-C (including equivalents) Including English and Maths	3+ A Levels A*-C % of pupils achieving 3+ A Level grades A*-C (including equivalents)	2+ A Levels A*-E % of pupils achieving 2+ A Level grades A*-E (including equivalents)
2018/19	71.7	50.9	44.0	96.0
2019/20	Not available	Not available	Not available	Not available
2020/21	Not available	Not available	Not available	Not available
In formal intervention any period 1 April 2021-31 March 2022				

EF Compliant	
Key Stage 4 compliant	Y
Post-16 compliant	N

Budgets			
Year	Available Delegated Resources £	Surplus/Deficit £	Surplus/Deficit %
2018/19	1,873,197	-323,397	-17.26%
2019/20	1,831,519	-498,757	-27.23%
2020/21	1,963,569	-444,226	-22.62%

KEY TO SYMBOLS & TEXT USED IN DATA ABOVE	
Symbol/Text	Definition
*	Relates to fewer than 5 cases
#	Means that a figure greater than or equal to 5 had been treated to prevent disclosure of a small number elsewhere
-	School not open in this academic year or closed in the previous academic year so data could not be collected and validated post exams
n/a	Not applicable, no pupils in the relevant year of study
JH	Junior High School, no year 12 or post 16 pupils

## Post-Primary School Annual Area Profile 2022

DE Ref No	School Name	Status	Council Area
5210025	Newtownhamilton High School	Controlled	NEWRY MOURNE AND DOWN

Annual Census Information				
Year	Total pupils Y8-Y12	6 <sup>th</sup> Form	Total Enrolment	Pupils in IMU
2018/19	188	0	188	0
2019/20	200	0	200	0
2020/21	197	0	197	0
2021/22	203	0	203	0
Approved Enrolment Number				175
Approved Admissions Number				35
Year 8 Pupils 2021/22				40
First Preference Applications 2021/22				38
% FSME				24.63

Educational Achievements				
Year	5+ GCSE A*-C % of year 12 pupils achieving 5+ GCSEs grades A*-C (including equivalents)	5+ GCSE A*-C inc English & Maths % of year 12 pupils achieving 5+ GCSEs grades A*-C (including equivalents) Including English and Maths	3+ A Levels A*-C % of pupils achieving 3+ A Level grades A*-C (including equivalents)	2+ A Levels A*-E % of pupils achieving 2+ A Level grades A*-E (including equivalents)
2018/19	88.5	80.8	n/a	n/a
2019/20	Not available	Not available	Not available	Not available
2020/21	Not available	Not available	Not available	Not available
In formal intervention any period 1 April 2021-31 March 2022				

EF Compliant	
Key Stage 4 compliant	Y
Post-16 compliant	No Sixth Form

Budgets			
Year	Available Delegated Resources £	Surplus/Deficit £	Surplus/Deficit %
2018/19	698,988	-324,937	-46.49%
2019/20	651,135	-472,276	-72.53%
2020/21	652,752	-465,293	-71.28%

KEY TO SYMBOLS & TEXT USED IN DATA ABOVE	
Symbol/Text	Definition
*	Relates to fewer than 5 cases
#	Means that a figure greater than or equal to 5 had been treated to prevent disclosure of a small number elsewhere
-	School not open in this academic year or closed in the previous academic year so data could not be collected and validated post exams
n/a	Not applicable, no pupils in the relevant year of study
JH	Junior High School, no year 12 or post 16 pupils

## Post-Primary School Annual Area Profile 2022

DE Ref No	School Name	Status	Council Area
5420060	Our Lady's Grammar School	Voluntary	NEWRY MOURNE AND DOWN

Annual Census Information				
Year	Total pupils Y8-Y12	6 <sup>th</sup> Form	Total Enrolment	Pupils in IMU
2018/19	619	228	847	0
2019/20	628	236	864	0
2020/21	653	240	893	0
2021/22	680	250	930	0
Approved Enrolment Number				860
Approved Admissions Number				148
Year 8 Pupils 2021/22				160
First Preference Applications 2021/22				169
% FSME				12.69

Educational Achievements				
Year	5+ GCSE A*-C % of year 12 pupils achieving 5+ GCSEs grades A*-C (including equivalents)	5+ GCSE A*-C inc English & Maths % of year 12 pupils achieving 5+ GCSEs grades A*-C (including equivalents) Including English and Maths	3+ A Levels A*-C % of pupils achieving 3+ A Level grades A*-C (including equivalents)	2+ A Levels A*-E % of pupils achieving 2+ A Level grades A*-E (including equivalents)
2018/19	100.0	100.0	86.1	98.0
2019/20	Not available	Not available	Not available	Not available
2020/21	Not available	Not available	Not available	Not available
In formal intervention any period 1 April 2021-31 March 2022				

EF Compliant	
Key Stage 4 compliant	Y
Post-16 compliant	Y

Budgets			
Year	Available Delegated Resources £	Surplus/Deficit £	Surplus/Deficit %
2018/19			
2019/20			
2020/21			

KEY TO SYMBOLS & TEXT USED IN DATA ABOVE	
Symbol/Text	Definition
*	Relates to fewer than 5 cases
#	Means that a figure greater than or equal to 5 had been treated to prevent disclosure of a small number elsewhere
-	School not open in this academic year or closed in the previous academic year so data could not be collected and validated post exams
n/a	Not applicable, no pupils in the relevant year of study
JH	Junior High School, no year 12 or post 16 pupils

## Post-Primary School Annual Area Profile 2022

DE Ref No	School Name	Status	Council Area
5420076	Sacred Heart Grammar School	Voluntary	NEWRY MOURNE AND DOWN

Annual Census Information				
Year	Total pupils Y8-Y12	6 <sup>th</sup> Form	Total Enrolment	Pupils in IMU
2018/19	606	238	844	0
2019/20	614	233	847	0
2020/21	617	236	853	0
2021/22	615	237	852	0
Approved Enrolment Number				875
Approved Admissions Number				120
Year 8 Pupils 2021/22				121
First Preference Applications 2021/22				161
% FSME				12.91

Educational Achievements				
Year	5+ GCSE A*-C % of year 12 pupils achieving 5+ GCSEs grades A*-C (including equivalents)	5+ GCSE A*-C inc English & Maths % of year 12 pupils achieving 5+ GCSEs grades A*-C (including equivalents) Including English and Maths	3+ A Levels A*-C % of pupils achieving 3+ A Level grades A*-C (including equivalents)	2+ A Levels A*-E % of pupils achieving 2+ A Level grades A*-E (including equivalents)
2018/19	100.0	100.0	79.3	100.0
2019/20	Not available	Not available	Not available	Not available
2020/21	Not available	Not available	Not available	Not available
In formal intervention any period 1 April 2021-31 March 2022				

EF Compliant	
Key Stage 4 compliant	Y
Post-16 compliant	Y

Budgets			
Year	Available Delegated Resources £	Surplus/Deficit £	Surplus/Deficit %
2018/19			
2019/20			
2020/21			

KEY TO SYMBOLS & TEXT USED IN DATA ABOVE	
Symbol/Text	Definition
*	Relates to fewer than 5 cases
#	Means that a figure greater than or equal to 5 had been treated to prevent disclosure of a small number elsewhere
-	School not open in this academic year or closed in the previous academic year so data could not be collected and validated post exams
n/a	Not applicable, no pupils in the relevant year of study
JH	Junior High School, no year 12 or post 16 pupils

## Post-Primary School Annual Area Profile 2022

DE Ref No	School Name	Status	Council Area
4210063	Saintfield High School	Controlled	NEWRY MOURNE AND DOWN

Annual Census Information				
Year	Total pupils Y8-Y12	6 <sup>th</sup> Form	Total Enrolment	Pupils in IMU
2018/19	381	0	381	0
2019/20	383	0	383	0
2020/21	382	0	382	0
2021/22	385	0	385	0
Approved Enrolment Number				340
Approved Admissions Number				72
Year 8 Pupils 2021/22				80
First Preference Applications 2021/22				61
% FSME				19.48

Educational Achievements				
Year	5+ GCSE A*-C % of year 12 pupils achieving 5+ GCSEs grades A*-C (including equivalents)	5+ GCSE A*-C inc English & Maths % of year 12 pupils achieving 5+ GCSEs grades A*-C (including equivalents) Including English and Maths	3+ A Levels A*-C % of pupils achieving 3+ A Level grades A*-C (including equivalents)	2+ A Levels A*-E % of pupils achieving 2+ A Level grades A*-E (including equivalents)
2018/19	72.1	61.8	n/a	n/a
2019/20	Not available	Not available	Not available	Not available
2020/21	Not available	Not available	Not available	Not available
In formal intervention any period 1 April 2021-31 March 2022				

EF Compliant	
Key Stage 4 compliant	Y
Post-16 compliant	No Sixth Form

Budgets			
Year	Available Delegated Resources £	Surplus/Deficit £	Surplus/Deficit %
2018/19	1,656,242	80,541	4.86%
2019/20	1,733,737	20,528	1.18%
2020/21	1,862,697	40,358	2.17%

KEY TO SYMBOLS & TEXT USED IN DATA ABOVE	
Symbol/Text	Definition
*	Relates to fewer than 5 cases
#	Means that a figure greater than or equal to 5 had been treated to prevent disclosure of a small number elsewhere
-	School not open in this academic year or closed in the previous academic year so data could not be collected and validated post exams
n/a	Not applicable, no pupils in the relevant year of study
JH	Junior High School, no year 12 or post 16 pupils

## Post-Primary School Annual Area Profile 2022

DE Ref No	School Name	Status	Council Area
4260281	Shimna Integrated College	GMI	NEWRY MOURNE AND DOWN

Annual Census Information				
Year	Total pupils Y8-Y12	6 <sup>th</sup> Form	Total Enrolment	Pupils in IMU
2018/19	513	120	633	0
2019/20	517	127	644	0
2020/21	521	138	659	0
2021/22	524	135	659	0
Approved Enrolment Number				620
Approved Admissions Number				100
Year 8 Pupils 2021/22				98
First Preference Applications 2021/22				77
% FSME				28.98

Educational Achievements				
Year	5+ GCSE A*-C % of year 12 pupils achieving 5+ GCSEs grades A*-C (including equivalents)	5+ GCSE A*-C inc English & Maths % of year 12 pupils achieving 5+ GCSEs grades A*-C (including equivalents) Including English and Maths	3+ A Levels A*-C % of pupils achieving 3+ A Level grades A*-C (including equivalents)	2+ A Levels A*-E % of pupils achieving 2+ A Level grades A*-E (including equivalents)
2018/19	73.7	63.2	44.7	100.0
2019/20	Not available	Not available	Not available	Not available
2020/21	Not available	Not available	Not available	Not available
In formal intervention any period 1 April 2021-31 March 2022				

EF Compliant	
Key Stage 4 compliant	Y
Post-16 compliant	Y

Budgets			
Year	Available Delegated Resources £	Surplus/Deficit £	Surplus/Deficit %
2018/19			
2019/20			
2020/21			

KEY TO SYMBOLS & TEXT USED IN DATA ABOVE	
Symbol/Text	Definition
*	Relates to fewer than 5 cases
#	Means that a figure greater than or equal to 5 had been treated to prevent disclosure of a small number elsewhere
-	School not open in this academic year or closed in the previous academic year so data could not be collected and validated post exams
n/a	Not applicable, no pupils in the relevant year of study
JH	Junior High School, no year 12 or post 16 pupils



## Post-Primary School Annual Area Profile 2022

DE Ref No	School Name	Status	Council Area
5420062	St Colman's College, Newry	Voluntary	NEWRY MOURNE AND DOWN

Annual Census Information				
Year	Total pupils Y8-Y12	6 <sup>th</sup> Form	Total Enrolment	Pupils in IMU
2018/19	636	227	863	0
2019/20	640	236	876	0
2020/21	644	248	892	0
2021/22	668	240	908	0
Approved Enrolment Number				860
Approved Admissions Number				140
Year 8 Pupils 2021/22				146
First Preference Applications 2021/22				180
% FSME				11.89

Educational Achievements				
Year	5+ GCSE A*-C % of year 12 pupils achieving 5+ GCSEs grades A*-C (including equivalents)	5+ GCSE A*-C inc English & Maths % of year 12 pupils achieving 5+ GCSEs grades A*-C (including equivalents) Including English and Maths	3+ A Levels A*-C % of pupils achieving 3+ A Level grades A*-C (including equivalents)	2+ A Levels A*-E % of pupils achieving 2+ A Level grades A*-E (including equivalents)
2018/19	93.7	91.3	82.7	99.0
2019/20	Not available	Not available	Not available	Not available
2020/21	Not available	Not available	Not available	Not available
In formal intervention any period 1 April 2021-31 March 2022				

EF Compliant	
Key Stage 4 compliant	Y
Post-16 compliant	Y

Budgets			
Year	Available Delegated Resources £	Surplus/Deficit £	Surplus/Deficit %
2018/19			
2019/20			
2020/21			

KEY TO SYMBOLS & TEXT USED IN DATA ABOVE	
Symbol/Text	Definition
*	Relates to fewer than 5 cases
#	Means that a figure greater than or equal to 5 had been treated to prevent disclosure of a small number elsewhere
-	School not open in this academic year or closed in the previous academic year so data could not be collected and validated post exams
n/a	Not applicable, no pupils in the relevant year of study
JH	Junior High School, no year 12 or post 16 pupils

## Post-Primary School Annual Area Profile 2022

DE Ref No	School Name	Status	Council Area
4230161	St Colman's High School, Ballynahinch	Catholic Maintained	NEWRY MOURNE AND DOWN

Annual Census Information				
Year	Total pupils Y8-Y12	6 <sup>th</sup> Form	Total Enrolment	Pupils in IMU
2018/19	294	164	458	0
2019/20	342	150	492	0
2020/21	363	162	525	0
2021/22	391	136	527	0
Approved Enrolment Number				550
Approved Admissions Number				95
Year 8 Pupils 2021/22				79
First Preference Applications 2021/22				56
% FSME				27.89

Educational Achievements				
Year	5+ GCSE A*-C % of year 12 pupils achieving 5+ GCSEs grades A*-C (including equivalents)	5+ GCSE A*-C inc English & Maths % of year 12 pupils achieving 5+ GCSEs grades A*-C (including equivalents) Including English and Maths	3+ A Levels A*-C % of pupils achieving 3+ A Level grades A*-C (including equivalents)	2+ A Levels A*-E % of pupils achieving 2+ A Level grades A*-E (including equivalents)
2018/19	92.1	55.3	50.9	92.7
2019/20	Not available	Not available	Not available	Not available
2020/21	Not available	Not available	Not available	Not available
In formal intervention any period 1 April 2021-31 March 2022				

EF Compliant	
Key Stage 4 compliant	Y
Post-16 compliant	Y

Budgets			
Year	Available Delegated Resources £	Surplus/Deficit £	Surplus/Deficit %
2018/19	2,046,045	20,302	0.99%
2019/20	2,181,955	95,529	4.38%
2020/21	2,632,868	155,080	5.89%

KEY TO SYMBOLS & TEXT USED IN DATA ABOVE	
Symbol/Text	Definition
*	Relates to fewer than 5 cases
#	Means that a figure greater than or equal to 5 had been treated to prevent disclosure of a small number elsewhere
-	School not open in this academic year or closed in the previous academic year so data could not be collected and validated post exams
n/a	Not applicable, no pupils in the relevant year of study
JH	Junior High School, no year 12 or post 16 pupils

## Post-Primary School Annual Area Profile 2022

DE Ref No	School Name	Status	Council Area
4230102	St Colmcille's High School	Catholic Maintained	NEWRY MOURNE AND DOWN

Annual Census Information				
Year	Total pupils Y8-Y12	6 <sup>th</sup> Form	Total Enrolment	Pupils in IMU
2018/19	252	0	252	0
2019/20	267	0	267	0
2020/21	285	0	285	0
2021/22	290	0	290	0
Approved Enrolment Number				450
Approved Admissions Number				90
Year 8 Pupils 2021/22				55
First Preference Applications 2021/22				39
% FSME				35.86

Educational Achievements				
Year	5+ GCSE A*-C % of year 12 pupils achieving 5+ GCSEs grades A*-C (including equivalents)	5+ GCSE A*-C inc English & Maths % of year 12 pupils achieving 5+ GCSEs grades A*-C (including equivalents) Including English and Maths	3+ A Levels A*-C % of pupils achieving 3+ A Level grades A*-C (including equivalents)	2+ A Levels A*-E % of pupils achieving 2+ A Level grades A*-E (including equivalents)
2018/19	55.8	44.2	n/a	n/a
2019/20	Not available	Not available	Not available	Not available
2020/21	Not available	Not available	Not available	Not available
In formal intervention any period 1 April 2021-31 March 2022				

EF Compliant	
Key Stage 4 compliant	Y
Post-16 compliant	No Sixth Form

Budgets			
Year	Available Delegated Resources £	Surplus/Deficit £	Surplus/Deficit %
2018/19	942,485	-378,486	-40.16%
2019/20	863,223	-598,830	-69.37%
2020/21	860,912	-639,516	-74.28%

KEY TO SYMBOLS & TEXT USED IN DATA ABOVE	
Symbol/Text	Definition
*	Relates to fewer than 5 cases
#	Means that a figure greater than or equal to 5 had been treated to prevent disclosure of a small number elsewhere
-	School not open in this academic year or closed in the previous academic year so data could not be collected and validated post exams
n/a	Not applicable, no pupils in the relevant year of study
JH	Junior High School, no year 12 or post 16 pupils

## Post-Primary School Annual Area Profile 2022

DE Ref No	School Name	Status	Council Area
5230059	St Columban's College (closed August 2018)	Catholic Maintained	NEWRY MOURNE AND DOWN

Annual Census Information				
Year	Total pupils Y8-Y12	6 <sup>th</sup> Form	Total Enrolment	Pupils in IMU
2018/19	-	-	-	-
2019/20	-	-	-	-
2020/21	-	-	-	-
2021/22	-	-	-	-
Approved Enrolment Number				-
Approved Admissions Number				-
Year 8 Pupils 2021/22				-
First Preference Applications 2021/22				-
% FSME				-

Educational Achievements				
Year	5+ GCSE A*-C % of year 12 pupils achieving 5+ GCSEs grades A*-C (including equivalents)	5+ GCSE A*-C inc English & Maths % of year 12 pupils achieving 5+ GCSEs grades A*-C (including equivalents) Including English and Maths	3+ A Levels A*-C % of pupils achieving 3+ A Level grades A*-C (including equivalents)	2+ A Levels A*-E % of pupils achieving 2+ A Level grades A*-E (including equivalents)
2018/19	-	-	-	-
2019/20	Not available	Not available	Not available	Not available
2020/21	Not available	Not available	Not available	Not available
In formal intervention any period 1 April 2021-31 March 2022				

EF Compliant	
Key Stage 4 compliant	
Post-16 compliant	

Budgets			
Year	Available Delegated Resources £	Surplus/Deficit £	Surplus/Deficit %
2018/19	-462,653	-1,479,558	-319.80%
2019/20			
2020/21			

KEY TO SYMBOLS & TEXT USED IN DATA ABOVE	
Symbol/Text	Definition
*	Relates to fewer than 5 cases
#	Means that a figure greater than or equal to 5 had been treated to prevent disclosure of a small number elsewhere
-	School not open in this academic year or closed in the previous academic year so data could not be collected and validated post exams
n/a	Not applicable, no pupils in the relevant year of study
JH	Junior High School, no year 12 or post 16 pupils

## Post-Primary School Annual Area Profile 2022

DE Ref No	School Name	Status	Council Area
5230056	St Joseph's Boys' High School, Newry	Catholic Maintained	NEWRY MOURNE AND DOWN

Annual Census Information				
Year	Total pupils Y8-Y12	6 <sup>th</sup> Form	Total Enrolment	Pupils in IMU
2018/19	362	0	362	0
2019/20	394	0	394	0
2020/21	419	0	419	0
2021/22	434	0	434	0
Approved Enrolment Number				500
Approved Admissions Number				100
Year 8 Pupils 2021/22				85
First Preference Applications 2021/22				42
% FSME				39.4

Educational Achievements				
Year	5+ GCSE A*-C % of year 12 pupils achieving 5+ GCSEs grades A*-C (including equivalents)	5+ GCSE A*-C inc English & Maths % of year 12 pupils achieving 5+ GCSEs grades A*-C (including equivalents) Including English and Maths	3+ A Levels A*-C % of pupils achieving 3+ A Level grades A*-C (including equivalents)	2+ A Levels A*-E % of pupils achieving 2+ A Level grades A*-E (including equivalents)
2018/19	77.1	62.5	n/a	n/a
2019/20	Not available	Not available	Not available	Not available
2020/21	Not available	Not available	Not available	Not available
In formal intervention any period 1 April 2021-31 March 2022				

EF Compliant	
Key Stage 4 compliant	Y
Post-16 compliant	No Sixth Form

Budgets			
Year	Available Delegated Resources £	Surplus/Deficit £	Surplus/Deficit %
2018/19	1,428,800	-460,852	-32.25%
2019/20	1,481,222	-550,364	-37.16%
2020/21	1,720,139	-474,001	-27.56%

KEY TO SYMBOLS & TEXT USED IN DATA ABOVE	
Symbol/Text	Definition
*	Relates to fewer than 5 cases
#	Means that a figure greater than or equal to 5 had been treated to prevent disclosure of a small number elsewhere
-	School not open in this academic year or closed in the previous academic year so data could not be collected and validated post exams
n/a	Not applicable, no pupils in the relevant year of study
JH	Junior High School, no year 12 or post 16 pupils

## Post-Primary School Annual Area Profile 2022

DE Ref No	School Name	Status	Council Area
5230167	St Joseph's High School, Crossmaglen	Catholic Maintained	NEWRY MOURNE AND DOWN

Annual Census Information				
Year	Total pupils Y8-Y12	6 <sup>th</sup> Form	Total Enrolment	Pupils in IMU
2018/19	556	86	642	0
2019/20	593	87	680	0
2020/21	608	92	700	0
2021/22	633	94	727	0
Approved Enrolment Number				600
Approved Admissions Number				120
Year 8 Pupils 2021/22				139
First Preference Applications 2021/22				118
% FSME				38.65

Educational Achievements				
Year	5+ GCSE A*-C % of year 12 pupils achieving 5+ GCSEs grades A*-C (including equivalents)	5+ GCSE A*-C inc English & Maths % of year 12 pupils achieving 5+ GCSEs grades A*-C (including equivalents) Including English and Maths	3+ A Levels A*-C % of pupils achieving 3+ A Level grades A*-C (including equivalents)	2+ A Levels A*-E % of pupils achieving 2+ A Level grades A*-E (including equivalents)
2018/19	80.0	65.9	72.4	100.0
2019/20	Not available	Not available	Not available	Not available
2020/21	Not available	Not available	Not available	Not available
In formal intervention any period 1 April 2021-31 March 2022				

EF Compliant	
Key Stage 4 compliant	Y
Post-16 compliant	N

Budgets			
Year	Available Delegated Resources £	Surplus/Deficit £	Surplus/Deficit %
2018/19	2,988,282	28,441	0.95%
2019/20	3,068,377	-58,433	-1.90%
2020/21	3,398,891	139,005	4.09%

KEY TO SYMBOLS & TEXT USED IN DATA ABOVE	
Symbol/Text	Definition
*	Relates to fewer than 5 cases
#	Means that a figure greater than or equal to 5 had been treated to prevent disclosure of a small number elsewhere
-	School not open in this academic year or closed in the previous academic year so data could not be collected and validated post exams
n/a	Not applicable, no pupils in the relevant year of study
JH	Junior High School, no year 12 or post 16 pupils

## Post-Primary School Annual Area Profile 2022

DE Ref No	School Name	Status	Council Area
5420045	St Louis Grammar School, Kilkeel	Voluntary	NEWRY MOURNE AND DOWN

Annual Census Information				
Year	Total pupils Y8-Y12	6 <sup>th</sup> Form	Total Enrolment	Pupils in IMU
2018/19	557	142	699	0
2019/20	549	148	697	0
2020/21	548	151	699	0
2021/22	566	159	725	0
Approved Enrolment Number				770
Approved Admissions Number				130
Year 8 Pupils 2021/22				117
First Preference Applications 2021/22				97
% FSME				24.83

Educational Achievements				
Year	5+ GCSE A*-C % of year 12 pupils achieving 5+ GCSEs grades A*-C (including equivalents)	5+ GCSE A*-C inc English & Maths % of year 12 pupils achieving 5+ GCSEs grades A*-C (including equivalents) Including English and Maths	3+ A Levels A*-C % of pupils achieving 3+ A Level grades A*-C (including equivalents)	2+ A Levels A*-E % of pupils achieving 2+ A Level grades A*-E (including equivalents)
2018/19	82.9	74.3	77.4	100.0
2019/20	Not available	Not available	Not available	Not available
2020/21	Not available	Not available	Not available	Not available
In formal intervention any period 1 April 2021-31 March 2022				

EF Compliant	
Key Stage 4 compliant	Y
Post-16 compliant	Y

Budgets			
Year	Available Delegated Resources £	Surplus/Deficit £	Surplus/Deficit %
2018/19			
2019/20			
2020/21			

KEY TO SYMBOLS & TEXT USED IN DATA ABOVE	
Symbol/Text	Definition
*	Relates to fewer than 5 cases
#	Means that a figure greater than or equal to 5 had been treated to prevent disclosure of a small number elsewhere
-	School not open in this academic year or closed in the previous academic year so data could not be collected and validated post exams
n/a	Not applicable, no pupils in the relevant year of study
JH	Junior High School, no year 12 or post 16 pupils

## Post-Primary School Annual Area Profile 2022

DE Ref No	School Name	Status	Council Area
4230211	St Malachy's High School, Castlewellan	Catholic Maintained	NEWRY MOURNE AND DOWN

Annual Census Information				
Year	Total pupils Y8-Y12	6 <sup>th</sup> Form	Total Enrolment	Pupils in IMU
2018/19	819	197	1016	106
2019/20	834	153	987	115
2020/21	850	161	1011	132
2021/22	863	163	1026	143
<b>Approved Enrolment Number</b>				950
<b>Approved Admissions Number</b>				164
<b>Year 8 Pupils 2021/22</b>				168
<b>First Preference Applications 2021/22</b>				116
<b>% FSME</b>				30.6

Educational Achievements				
Year	5+ GCSE A*-C % of year 12 pupils achieving 5+ GCSEs grades A*-C (including equivalents)	5+ GCSE A*-C inc English & Maths % of year 12 pupils achieving 5+ GCSEs grades A*-C (including equivalents) Including English and Maths	3+ A Levels A*-C % of pupils achieving 3+ A Level grades A*-C (including equivalents)	2+ A Levels A*-E % of pupils achieving 2+ A Level grades A*-E (including equivalents)
2018/19	92.2	51.2	38.5	98.5
2019/20	Not available	Not available	Not available	Not available
2020/21	Not available	Not available	Not available	Not available
In formal intervention any period 1 April 2021-31 March 2022				

EF Compliant	
Key Stage 4 compliant	Y
Post-16 compliant	Y

Budgets			
Year	Available Delegated Resources £	Surplus/Deficit £	Surplus/Deficit %
2018/19	3,927,585	-668,193	-17.01%
2019/20	3,983,790	-798,856	-20.05%
2020/21	4,178,501	-878,281	-21.02%

KEY TO SYMBOLS & TEXT USED IN DATA ABOVE	
Symbol/Text	Definition
*	Relates to fewer than 5 cases
#	Means that a figure greater than or equal to 5 had been treated to prevent disclosure of a small number elsewhere
-	School not open in this academic year or closed in the previous academic year so data could not be collected and validated post exams
n/a	Not applicable, no pupils in the relevant year of study
JH	Junior High School, no year 12 or post 16 pupils



## Post-Primary School Annual Area Profile 2022

DE Ref No	School Name	Status	Council Area
5230135	St Mark's High School, Warrenpoint	Catholic Maintained	NEWRY MOURNE AND DOWN

Annual Census Information				
Year	Total pupils Y8-Y12	6 <sup>th</sup> Form	Total Enrolment	Pupils in IMU
2018/19	711	120	831	0
2019/20	744	124	868	0
2020/21	804	136	940	0
2021/22	849	136	985	0
Approved Enrolment Number				850
Approved Admissions Number				150
Year 8 Pupils 2021/22				186
First Preference Applications 2021/22				156
% FSME				31.17

Educational Achievements				
Year	5+ GCSE A*-C % of year 12 pupils achieving 5+ GCSEs grades A*-C (including equivalents)	5+ GCSE A*-C inc English & Maths % of year 12 pupils achieving 5+ GCSEs grades A*-C (including equivalents) Including English and Maths	3+ A Levels A*-C % of pupils achieving 3+ A Level grades A*-C (including equivalents)	2+ A Levels A*-E % of pupils achieving 2+ A Level grades A*-E (including equivalents)
2018/19	92.1	60.3	17.0	77.4
2019/20	Not available	Not available	Not available	Not available
2020/21	Not available	Not available	Not available	Not available
In formal intervention any period 1 April 2021-31 March 2022				

EF Compliant	
Key Stage 4 compliant	Y
Post-16 compliant	N

Budgets			
Year	Available Delegated Resources £	Surplus/Deficit £	Surplus/Deficit %
2018/19	3,279,686	-558,105	-17.02%
2019/20	3,226,318	-760,822	-23.58%
2020/21	3,674,798	-613,085	-16.68%

KEY TO SYMBOLS & TEXT USED IN DATA ABOVE	
Symbol/Text	Definition
*	Relates to fewer than 5 cases
#	Means that a figure greater than or equal to 5 had been treated to prevent disclosure of a small number elsewhere
-	School not open in this academic year or closed in the previous academic year so data could not be collected and validated post exams
n/a	Not applicable, no pupils in the relevant year of study
JH	Junior High School, no year 12 or post 16 pupils

## Post-Primary School Annual Area Profile 2022

DE Ref No	School Name	Status	Council Area
4230023	St Mary's High School, Downpatrick	Catholic Maintained	NEWRY MOURNE AND DOWN

Annual Census Information				
Year	Total pupils Y8-Y12	6 <sup>th</sup> Form	Total Enrolment	Pupils in IMU
2018/19	333	86	419	0
2019/20	353	65	418	0
2020/21	378	67	445	0
2021/22	382	66	448	0
Approved Enrolment Number				600
Approved Admissions Number				125
Year 8 Pupils 2021/22				79
First Preference Applications 2021/22				71
% FSME				35.94

Educational Achievements				
Year	5+ GCSE A*-C % of year 12 pupils achieving 5+ GCSEs grades A*-C (including equivalents)	5+ GCSE A*-C inc English & Maths % of year 12 pupils achieving 5+ GCSEs grades A*-C (including equivalents) Including English and Maths	3+ A Levels A*-C % of pupils achieving 3+ A Level grades A*-C (including equivalents)	2+ A Levels A*-E % of pupils achieving 2+ A Level grades A*-E (including equivalents)
2018/19	93.2	83.1	48.8	100.0
2019/20	Not available	Not available	Not available	Not available
2020/21	Not available	Not available	Not available	Not available
In formal intervention any period 1 April 2021-31 March 2022				

EF Compliant	
Key Stage 4 compliant	Y
Post-16 compliant	Y

Budgets			
Year	Available Delegated Resources £	Surplus/Deficit £	Surplus/Deficit %
2018/19	1,863,324	-9,545	-0.51%
2019/20	1,962,582	3,061	0.16%
2020/21	2,128,286	98,333	4.62%

KEY TO SYMBOLS & TEXT USED IN DATA ABOVE	
Symbol/Text	Definition
*	Relates to fewer than 5 cases
#	Means that a figure greater than or equal to 5 had been treated to prevent disclosure of a small number elsewhere
-	School not open in this academic year or closed in the previous academic year so data could not be collected and validated post exams
n/a	Not applicable, no pupils in the relevant year of study
JH	Junior High School, no year 12 or post 16 pupils

## Post-Primary School Annual Area Profile 2022

DE Ref No	School Name	Status	Council Area
5230108	St Mary's High School, Newry	Catholic Maintained	NEWRY MOURNE AND DOWN

Annual Census Information				
Year	Total pupils Y8-Y12	6 <sup>th</sup> Form	Total Enrolment	Pupils in IMU
2018/19	482	91	573	0
2019/20	492	104	596	0
2020/21	487	118	605	0
2021/22	473	112	585	0
Approved Enrolment Number				580
Approved Admissions Number				100
Year 8 Pupils 2021/22				85
First Preference Applications 2021/22				62
% FSME				36.92

Educational Achievements				
Year	5+ GCSE A*-C % of year 12 pupils achieving 5+ GCSEs grades A*-C (including equivalents)	5+ GCSE A*-C inc English & Maths % of year 12 pupils achieving 5+ GCSEs grades A*-C (including equivalents) Including English and Maths	3+ A Levels A*-C % of pupils achieving 3+ A Level grades A*-C (including equivalents)	2+ A Levels A*-E % of pupils achieving 2+ A Level grades A*-E (including equivalents)
2018/19	95.1	70.7	67.6	100.0
2019/20	Not available	Not available	Not available	Not available
2020/21	Not available	Not available	Not available	Not available
In formal intervention any period 1 April 2021-31 March 2022				

EF Compliant	
Key Stage 4 compliant	Y
Post-16 compliant	N

Budgets			
Year	Available Delegated Resources £	Surplus/Deficit £	Surplus/Deficit %
2018/19	2,891,519	226,749	7.84%
2019/20	2,907,639	182,355	6.27%
2020/21	3,261,487	369,993	11.34%

KEY TO SYMBOLS & TEXT USED IN DATA ABOVE	
Symbol/Text	Definition
*	Relates to fewer than 5 cases
#	Means that a figure greater than or equal to 5 had been treated to prevent disclosure of a small number elsewhere
-	School not open in this academic year or closed in the previous academic year so data could not be collected and validated post exams
n/a	Not applicable, no pupils in the relevant year of study
JH	Junior High School, no year 12 or post 16 pupils

## Post-Primary School Annual Area Profile 2022

DE Ref No	School Name	Status	Council Area
4420088	St Patrick's Grammar School, Downpatrick	Voluntary	NEWRY MOURNE AND DOWN

Annual Census Information				
Year	Total pupils Y8-Y12	6 <sup>th</sup> Form	Total Enrolment	Pupils in IMU
2018/19	498	203	701	0
2019/20	505	217	722	0
2020/21	504	258	762	0
2021/22	521	263	784	0
Approved Enrolment Number				665
Approved Admissions Number				96
Year 8 Pupils 2021/22				118
First Preference Applications 2021/22				132
% FSME				15.18

Educational Achievements				
Year	5+ GCSE A*-C % of year 12 pupils achieving 5+ GCSEs grades A*-C (including equivalents)	5+ GCSE A*-C inc English & Maths % of year 12 pupils achieving 5+ GCSEs grades A*-C (including equivalents) Including English and Maths	3+ A Levels A*-C % of pupils achieving 3+ A Level grades A*-C (including equivalents)	2+ A Levels A*-E % of pupils achieving 2+ A Level grades A*-E (including equivalents)
2018/19	95.7	94.7	84.1	100.0
2019/20	Not available	Not available	Not available	Not available
2020/21	Not available	Not available	Not available	Not available
In formal intervention any period 1 April 2021-31 March 2022				

EF Compliant	
Key Stage 4 compliant	Y
Post-16 compliant	Y

Budgets			
Year	Available Delegated Resources £	Surplus/Deficit £	Surplus/Deficit %
2018/19			
2019/20			
2020/21			

KEY TO SYMBOLS & TEXT USED IN DATA ABOVE	
Symbol/Text	Definition
*	Relates to fewer than 5 cases
#	Means that a figure greater than or equal to 5 had been treated to prevent disclosure of a small number elsewhere
-	School not open in this academic year or closed in the previous academic year so data could not be collected and validated post exams
n/a	Not applicable, no pupils in the relevant year of study
JH	Junior High School, no year 12 or post 16 pupils

## Post-Primary School Annual Area Profile 2022

DE Ref No	School Name	Status	Council Area
5230157	St Paul's High School, Bessbrook	Catholic Maintained	NEWRY MOURNE AND DOWN

Annual Census Information				
Year	Total pupils Y8-Y12	6 <sup>th</sup> Form	Total Enrolment	Pupils in IMU
2018/19	1275	303	1578	0
2019/20	1320	295	1615	0
2020/21	1329	324	1653	0
2021/22	1363	346	1709	0
Approved Enrolment Number				1355
Approved Admissions Number				245
Year 8 Pupils 2021/22				287
First Preference Applications 2021/22				281
% FSME				33

Educational Achievements				
Year	5+ GCSE A*-C % of year 12 pupils achieving 5+ GCSEs grades A*-C (including equivalents)	5+ GCSE A*-C inc English & Maths % of year 12 pupils achieving 5+ GCSEs grades A*-C (including equivalents) Including English and Maths	3+ A Levels A*-C % of pupils achieving 3+ A Level grades A*-C (including equivalents)	2+ A Levels A*-E % of pupils achieving 2+ A Level grades A*-E (including equivalents)
2018/19	82.1	68.9	53.8	94.9
2019/20	Not available	Not available	Not available	Not available
2020/21	Not available	Not available	Not available	Not available
In formal intervention any period 1 April 2021-31 March 2022				

EF Compliant	
Key Stage 4 compliant	Y
Post-16 compliant	Y

Budgets			
Year	Available Delegated Resources £	Surplus/Deficit £	Surplus/Deficit %
2018/19	6,425,980	-731,671	-11.39%
2019/20	6,424,458	-1,215,773	-18.92%
2020/21	7,026,373	-1,072,950	-15.27%

KEY TO SYMBOLS & TEXT USED IN DATA ABOVE	
Symbol/Text	Definition
*	Relates to fewer than 5 cases
#	Means that a figure greater than or equal to 5 had been treated to prevent disclosure of a small number elsewhere
-	School not open in this academic year or closed in the previous academic year so data could not be collected and validated post exams
n/a	Not applicable, no pupils in the relevant year of study
JH	Junior High School, no year 12 or post 16 pupils

## Post-Primary School Annual Area Profile 2022

DE Ref No	School Name	Status	Council Area
4210029	The High School Ballynahinch	Controlled	NEWRY MOURNE AND DOWN

Annual Census Information				
Year	Total pupils Y8-Y12	6 <sup>th</sup> Form	Total Enrolment	Pupils in IMU
2018/19	193	0	193	0
2019/20	253	0	253	0
2020/21	302	0	302	0
2021/22	317	0	317	0
Approved Enrolment Number				380
Approved Admissions Number				76
Year 8 Pupils 2021/22				59
First Preference Applications 2021/22				26
% FSME				38.8

Educational Achievements				
Year	5+ GCSE A*-C % of year 12 pupils achieving 5+ GCSEs grades A*-C (including equivalents)	5+ GCSE A*-C inc English & Maths % of year 12 pupils achieving 5+ GCSEs grades A*-C (including equivalents) Including English and Maths	3+ A Levels A*-C % of pupils achieving 3+ A Level grades A*-C (including equivalents)	2+ A Levels A*-E % of pupils achieving 2+ A Level grades A*-E (including equivalents)
2018/19	73.1	46.2	n/a	n/a
2019/20	Not available	Not available	Not available	Not available
2020/21	Not available	Not available	Not available	Not available
In formal intervention any period 1 April 2021-31 March 2022				

EF Compliant	
Key Stage 4 compliant	N
Post-16 compliant	No Sixth Form

Budgets			
Year	Available Delegated Resources £	Surplus/Deficit £	Surplus/Deficit %
2018/19	458,335	-697,651	-152.21%
2019/20	471,837	-913,520	-193.61%
2020/21	612,601	-988,196	-161.31%

KEY TO SYMBOLS & TEXT USED IN DATA ABOVE	
Symbol/Text	Definition
*	Relates to fewer than 5 cases
#	Means that a figure greater than or equal to 5 had been treated to prevent disclosure of a small number elsewhere
-	School not open in this academic year or closed in the previous academic year so data could not be collected and validated post exams
n/a	Not applicable, no pupils in the relevant year of study
JH	Junior High School, no year 12 or post 16 pupils