



Education Authority
Post-Primary Schools
Annual Area Profile
2021

Post-Primary School Annual Area Profile 2021

This document provides data for all post-primary schools in the Education Authority set out by District Council areas. Northern Ireland wide data is provided first. This is then followed by data set out by Local Government Districts. The data, with the exception of the first preference data and the 2019/20 budget information, was provided to the Education Authority by the Department of Education.

Regional Summary

Analysis of the regional trends in terms of available places in schools indicates that there is an increase of **3,833** pupils in the post-primary sector when compared with the 2019/20 year.

Post-Primary Schools	2019/20	2020/21	Changes
Number of Pupils	145,085	148,918	3,833
Number of Schools	193	193	No change

The table above shows a changing demographic which indicates a higher overall number of pupils enrolling in post-primary schools. With 14,066 available places within the post-primary school sector at 2020/21, there is capacity within the sector to meet the increase in pupil numbers.

Comparative analysis of the financial position of schools in 2021 relative to the 2020 Annual Area Profile emphasises the sincere efforts of Boards of Governors and school leaders to manage a challenging financial environment. In the post-primary sector across the region there are 2 fewer post-primary schools maintaining a budget surplus in excess of 5% of available resources. The number of post-primary schools with a budget deficit greater than 5% of available resources was 78 and this was an increase on the previous year.

In terms of the level of compliance with the Entitlement Framework requirements at Key Stage Four and Post-16, the compliance rates in 2021 were 95% of schools in full compliance with requirements at Key Stage Four and 80% of schools complying with the post-16 requirements.

As a result of the implementation of a number of Development Proposals there has been positive action to address schools where sustainability is an issue but the information contained within the Annual Area Profiles for 2021 indicate that the strategic intentions set out in the Providing Pathways document on Area Planning 2017-2020 (extended to 2022) are well founded and that further work is required to address school sustainability.

Note:

VG and GMI Schools are not reported on in the same way as schools with an Education Authority Funding Authority. The same accounting policies are not used by all VG or GMI schools and their cumulative surplus/deficit figures reflect differing levels of non-public funds. This means that the cumulative surplus/deficit of VG and GMI schools cannot be compared on a like for like basis with each other or with those of EA schools. There are therefore no financial entries for these schools in the individual profiles. These schools have been “Deemed financially viable by the Department of Education”.

Glossary

DE	Department of Education
EA	Education Authority
EF	Entitlement Framework
FSME	Free School Meal Entitlement
GMI	Grant Maintained Integrated
KS	Key Stage
IMU	Irish Medium Unit
VG	Voluntary Grammar

Northern Ireland

Level Data

School Performance Averages 2016/17- 2018/19

	All Schools			Grammar			Non-Grammar		
	2016/17	2017/18	2018/19	2016/17	2017/18	2018/19	2016/17	2017/18	2018/19
% of year 12 pupils achieving 5+ GCSEs grades A*- C (or equivalent)	84.6	86.0	87.2	96.5	96.0	96.1	74.4	77.3	79.7
% of year 12 pupils achieving 5+ GCSEs grades A*- C (or equivalent) including GCSE English and GCSE maths	70.3	71.8	72.8	94.1	94.0	94.3	49.9	52.4	54.8
% of pupils in the final year of an A Level (or equivalent) course of study achieving 2+ A Levels A*- E (including equivalents)	98.7	98.3	98.4	99.7	99.5	99.6	97.0	96.4	96.4
% of pupils in the final year of an A Level (or equivalent) course of study achieving 3+ A Levels A*- C (including equivalents)	69.0	70.2	71.8	78.1	78.1	79.7	55.0	57.2	58.8

Source: Summary of Annual Examination Results

- The Minister of Education has agreed that the Summary of Annual Examination Results (SAER) process should be suspended, in recognition of the significant disruption experienced by schools due to COVID-19. There was, therefore, no SAER statistical bulletin for the 2019/20 academic year, and there will be no bulletin for the 2020/21 academic year.
- School level attainment data for 2019/20 and 2020/21 have not been/are not being collected for accountability or inspection purposes and no attainment data will be released at school level for these years.

Year 12 Performance by Free School Meal Bands, 2018/19

Key GCSE indicator (including equivalents)	Non-Grammar				NI Total (%)
	0- 29.99%	30- 39.99%	40- 49.99%	50+%	
5+ grades A*-C - males	75.7	72.1	78.6	79.0	75.5
5+ grades A*-C - females	86.7	81.2	84.8	84.8	83.9
5+ grades A*-C - total	81.3	76.5	81.5	82.3	79.7
5+ grades A*-C incl Eng and maths - male	59.8	45.3	45.9	43.8	48.5
5+ grades A*-C incl Eng and maths - female	73.7	59.5	59.1	51.9	61.1
5+ grades A*-C incl Eng and maths - total	66.9	52.2	52.0	48.4	54.8

Key GCSE indicator (including equivalents)	Grammar			NI Total (%)
	0-9.99%	10- 19.99%	20%+	
5+ grades A*-C - males	96.7	95.3	87.5	94.2
5+ grades A*-C - females	99.0	98.1	95.1	97.9
5+ grades A*-C - total	97.8	96.8	91.0	96.1
5+ grades A*-C incl Eng and maths - male	95.8	93.5	81.7	92.0
5+ grades A*-C incl Eng and maths - female	98.5	96.8	91.7	96.6
5+ grades A*-C incl Eng and maths - total	97.1	95.2	86.3	94.3

Source: SAER

- The Minister of Education has agreed that the Summary of Annual Examination Results (SAER) process should be suspended, in recognition of the significant disruption experienced by schools due to COVID-19. There was, therefore, no SAER statistical bulletin for the 2019/20 academic year, and there will be no bulletin for the 2020/21 academic year.
- School level attainment data for 2019/20 and 2020/21 have not been/are not being collected for accountability or inspection purposes and no attainment data will be released at school level for these years.

Post-16 Performance by Free School Meal Bands, 2018/19

Performance Indicator		Non-Grammar				NI Total (%)
(including equivalents)		0-29.99%	30-39.99%	40-49.99%	50+%	
3+ A levels	At grades A*-C - male	60.8	51.4	55.8	55.1	55.5
	At grades A*-C - female	73.3	51.6	54.1	64.3	60.8
	At grades A*-C - total	68.6	51.5	54.9	61.1	58.8
2+ A levels	At grades A*-C - male	85.0	80.7	78.8	85.0	82.3
	At grades A*-C - female	90.8	81.1	83.2	86.7	85.3
	At grades A*-C - total	88.7	80.9	81.3	86.1	84.2
	At grades A*-E - male	97.7	93.7	95.2	94.7	95.2
	At grades A*-E - female	99.2	96.2	96.4	96.4	97.1
	At grades A*-E - total	98.6	95.3	95.9	95.8	96.4

Performance Indicator		Grammar			NI Total (%)
(including equivalents)		0-9.99%	10-19.99%	20+%	
3+ A levels	At grades A*-C - male	78.0	78.6	70.0	76.8
	At grades A*-C - female	86.2	80.9	77.1	82.2
	At grades A*-C - total	82.2	79.9	73.6	79.7
2+ A levels	At grades A*-C - male	92.0	93.6	91.8	92.6
	At grades A*-C - female	96.6	95.6	94.9	95.8
	At grades A*-C - total	94.3	94.8	93.3	94.4
	At grades A*-E - male	99.3	99.7	99.0	99.4
	At grades A*-E - female	99.7	99.6	100.0	99.7
	At grades A*-E - total	99.5	99.6	99.5	99.6

Source: SAER

- The Minister of Education has agreed that the Summary of Annual Examination Results (SAER) process should be suspended, in recognition of the significant disruption experienced by schools due to COVID-19. There was, therefore, no SAER statistical bulletin for the 2019/20 academic year, and there will be no bulletin for the 2020/21 academic year.
- School level attainment data for 2019/20 and 2020/21 have not been/are not being collected for accountability or inspection purposes and no attainment data will be released at school level for these years.

**Antrim and Newtownabbey
District Council**

SUMMARY DATA FOR POST-PRIMARY SCHOOLS IN THE ANTRIM AND NEWTOWNABBEY DISTRICT COUNCIL AREA

Management Type	Total – Enrolments	Numbers of Schools	Total Approved Enrolment
Controlled	4,636	5	4,980
Voluntary	947	1	930
Catholic Maintained	1,110	2	1,170
Controlled Integrated	1,127	2	1,135

Available School Places

In post-primary schools there has been a decrease of 164 in the number of available places compared to the corresponding figure in the 2020 Annual Area Profiles.

School Finance and Enrolments

The chart overleaf summarises the financial position of the schools in the council area between 2017/18 and 2019/20. The Authority does not retain information for voluntary grammar and grant maintained schools and these are shown under the “no budgetary information” category.

The chart overleaf also summarises the enrolment history of the schools between 2017/18 and 2020/21.

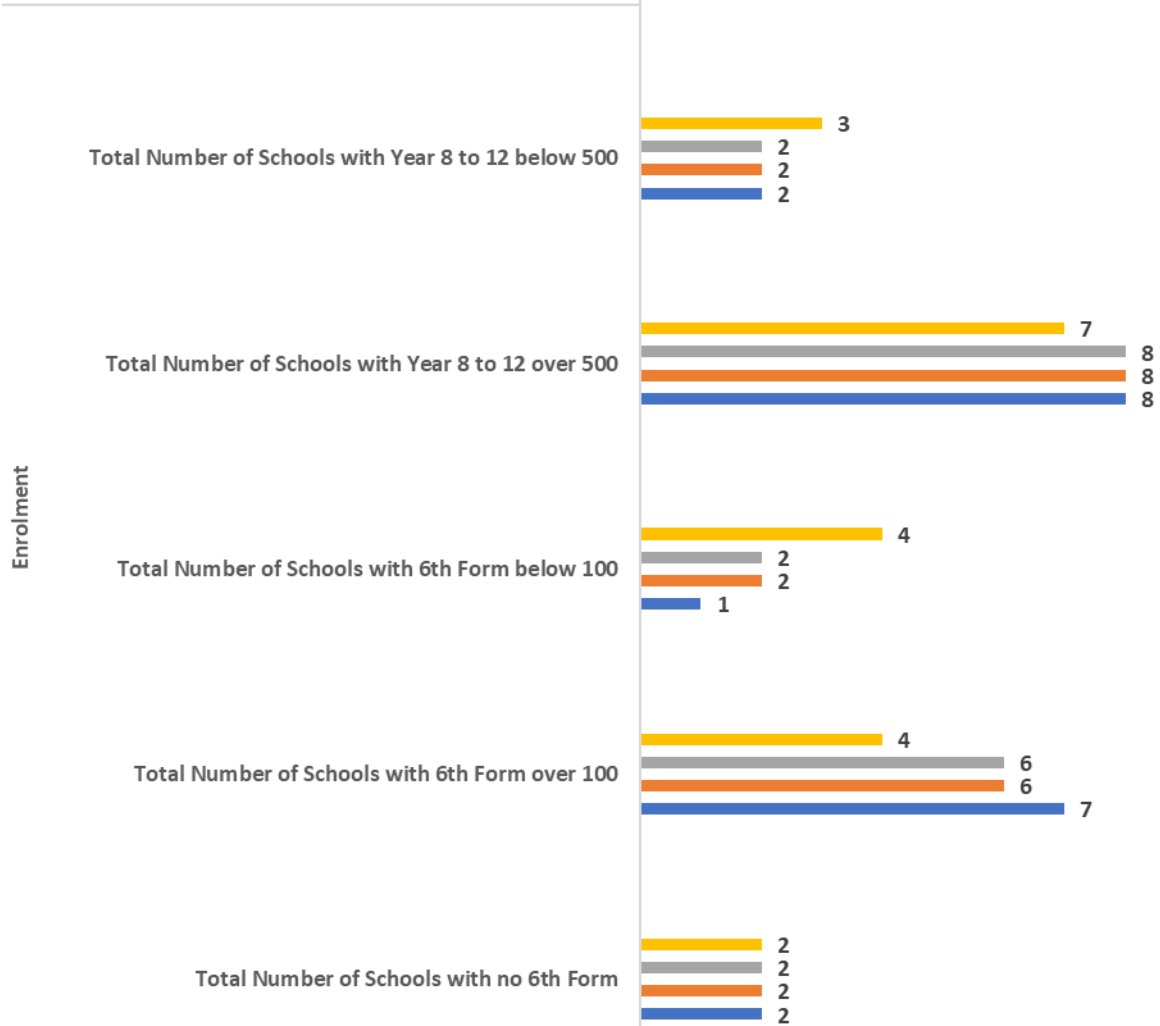
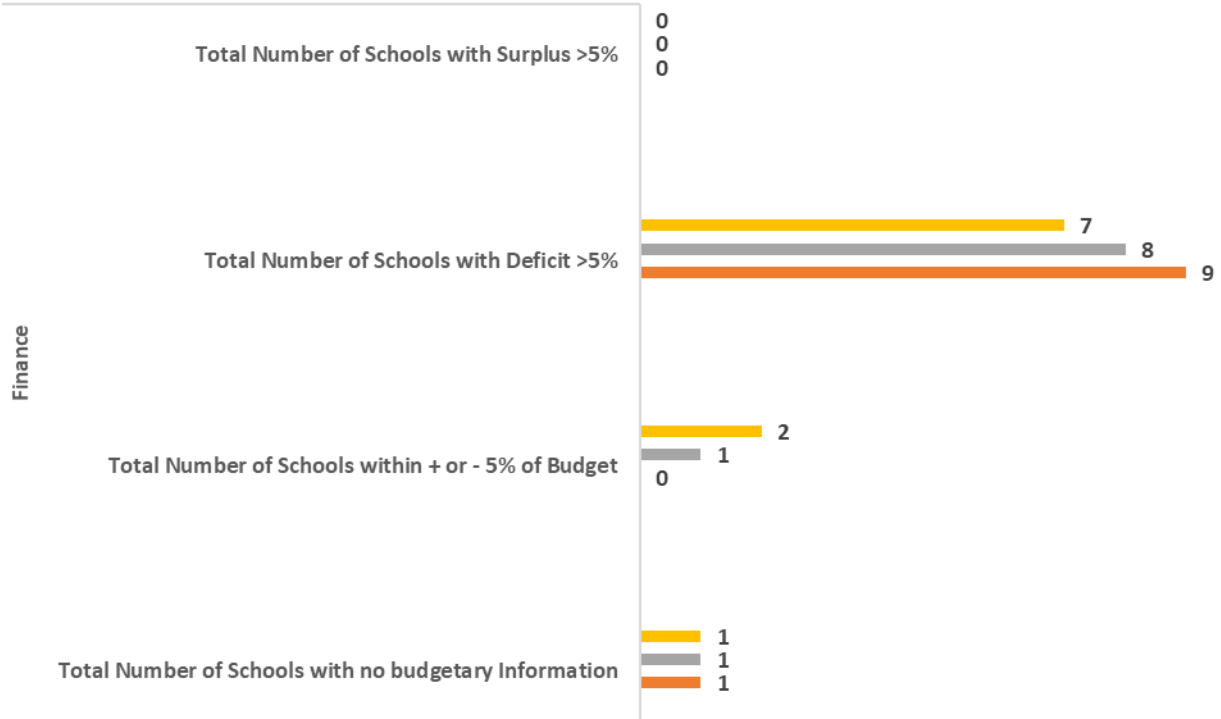
This data is assessed against the sustainable schools criteria:

- In 2020/21 there were 2 schools with a year 8 to 12 enrolment below 500.
- In 2020/21 there was 1 school with a 6th form below 100.
- The number of schools with a deficit greater than 5% increased in 2019/20 compared to previous years.

Compliance with the Entitlement Framework Requirements (Post-Primary Schools)

In 2020/21 there were a total of 10 schools that complied with the KS4 component of the EF compared to 8 in 2019/20. In addition 5 schools in 2020/21 were compliant with the post-16 component which was the same as in 2019/20.

Antrim and Newtownabbey Borough Council Area Finance and Enrolment Summary



■ 2017/18
 ■ 2018/19
 ■ 2019/20
 ■ 2020/21

Post-Primary School Annual Area Profile 2021

DE Ref No	School Name	Status	Council Area
3210313	Abbey Community College	Controlled	ANTRIM AND NEWTOWNABBEY

Annual Census Information				
Year	Total pupils Y8-Y12	6 th Form	Total Enrolment	Pupils in IMU
2017/18	495	96	591	0
2018/19	569	75	644	0
2019/20	643	56	699	0
2020/21	700	71	771	0
Approved Enrolment Number				820
Approved Admissions Number				140
Year 8 Pupils 2020/21				155
First Preference Applications 2020/21				140
% FSME				47.0%

Educational Achievements				
Year	5+ GCSE A*-C % of year 12 pupils achieving 5+ GCSEs grades A*-C (including equivalents)	5+ GCSE A*-C inc English & Maths % of year 12 pupils achieving 5+ GCSEs grades A*-C (including equivalents) Including English and Maths	3+ A Levels A*-C % of pupils achieving 3+ A Level grades A*-C (including equivalents)	2+ A Levels A*-E % of pupils achieving 2+ A Level grades A*-E (including equivalents)
2017/18	67.1	23.2	63.4	100.0
2018/19	96.1	38.2	67.4	100.0
2019/20	Not available	Not available	Not available	Not available
In formal intervention any period 1 April 2020-31 March 2021				

EF Compliant	
Key Stage 4 compliant	Y
Post-16 compliant	N

Budgets			
Year	Available Delegated Resources £	Surplus/Deficit £	Surplus/Deficit %
2017/18	2,627,903	-292,847	-11.14%
2018/19	2,495,529	-545,481	-21.86%
2019/20	2,563,998	-706,783	-27.57%

KEY TO SYMBOLS & TEXT USED IN DATA ABOVE	
Symbol/Text	Definition
*	Relates to fewer than 5 cases
#	Means that a figure greater than or equal to 5 had been treated to prevent disclosure of a small number elsewhere
-	School not open in this academic year or closed in the previous academic year so data could not be collected and validated post exams
n/a	Not applicable, no pupils in the relevant year of study
JH	Junior High School, no year 12 or post-16 pupils

Post-Primary School Annual Area Profile 2021

DE Ref No	School Name	Status	Council Area
3410209	Antrim Grammar School	Controlled	ANTRIM AND NEWTOWNABBEY

Annual Census Information				
Year	Total pupils Y8-Y12	6 th Form	Total Enrolment	Pupils in IMU
2017/18	537	191	728	0
2018/19	544	202	746	0
2019/20	590	168	758	0
2020/21	625	184	809	0
Approved Enrolment Number				740
Approved Admissions Number				136
Year 8 Pupils 2020/21				140
First Preference Applications 2020/21				150
% FSME				7.3%

Educational Achievements				
Year	5+ GCSE A*-C % of year 12 pupils achieving 5+ GCSEs grades A*-C (including equivalents)	5+ GCSE A*-C inc English & Maths % of year 12 pupils achieving 5+ GCSEs grades A*-C (including equivalents) Including English and Maths	3+ A Levels A*-C % of pupils achieving 3+ A Level grades A*-C (including equivalents)	2+ A Levels A*-E % of pupils achieving 2+ A Level grades A*-E (including equivalents)
2017/18	97.2	95.4	81.3	100.0
2018/19	100.0	100.0	83.2	100.0
2019/20	Not available	Not available	Not available	Not available
In formal intervention any period 1 April 2020-31 March 2021				

EF Compliant	
Key Stage 4 compliant	Y
Post-16 compliant	Y

Budgets			
Year	Available Delegated Resources £	Surplus/Deficit £	Surplus/Deficit %
2017/18	2,860,242	-369,397	-12.91%
2018/19	2,597,551	-466,972	-17.98%
2019/20	2,733,965	-793,611	-29.03%

KEY TO SYMBOLS & TEXT USED IN DATA ABOVE	
Symbol/Text	Definition
*	Relates to fewer than 5 cases
#	Means that a figure greater than or equal to 5 had been treated to prevent disclosure of a small number elsewhere
-	School not open in this academic year or closed in the previous academic year so data could not be collected and validated post exams
n/a	Not applicable, no pupils in the relevant year of study
JH	Junior High School, no year 12 or post-16 pupils

Post-Primary School Annual Area Profile 2021

DE Ref No	School Name	Status	Council Area
3410008	Ballyclare High School	Controlled	ANTRIM AND NEWTOWNABBEY

Annual Census Information				
Year	Total pupils Y8-Y12	6 th Form	Total Enrolment	Pupils in IMU
2017/18	939	289	1228	0
2018/19	935	280	1215	0
2019/20	940	268	1208	0
2020/21	941	268	1209	0
Approved Enrolment Number				1210
Approved Admissions Number				186
Year 8 Pupils 2020/21				192
First Preference Applications 2020/21				200
% FSME				7.8%

Educational Achievements				
Year	5+ GCSE A*-C % of year 12 pupils achieving 5+ GCSEs grades A*-C (including equivalents)	5+ GCSE A*-C inc English & Maths % of year 12 pupils achieving 5+ GCSEs grades A*-C (including equivalents) Including English and Maths	3+ A Levels A*-C % of pupils achieving 3+ A Level grades A*-C (including equivalents)	2+ A Levels A*-E % of pupils achieving 2+ A Level grades A*-E (including equivalents)
2017/18	97.8	97.8	79.0	100.0
2018/19	97.8	97.8	81.4	100.0
2019/20	Not available	Not available	Not available	Not available
In formal intervention any period 1 April 2020-31 March 2021				

EF Compliant	
Key Stage 4 compliant	Y
Post-16 compliant	Y

Budgets			
Year	Available Delegated Resources £	Surplus/Deficit £	Surplus/Deficit %
2017/18	4,923,510	-61,557	-1.25%
2018/19	4,837,044	-235,078	-4.86%
2019/20	4,875,493	-398,669	-8.18%

KEY TO SYMBOLS & TEXT USED IN DATA ABOVE	
Symbol/Text	Definition
*	Relates to fewer than 5 cases
#	Means that a figure greater than or equal to 5 had been treated to prevent disclosure of a small number elsewhere
-	School not open in this academic year or closed in the previous academic year so data could not be collected and validated post exams
n/a	Not applicable, no pupils in the relevant year of study
JH	Junior High School, no year 12 or post-16 pupils

Post-Primary School Annual Area Profile 2021

DE Ref No	School Name	Status	Council Area
3210134	Ballyclare Secondary School	Controlled	ANTRIM AND NEWTOWNABBEY

Annual Census Information				
Year	Total pupils Y8-Y12	6 th Form	Total Enrolment	Pupils in IMU
2017/18	916	134	1050	0
2018/19	921	139	1060	0
2019/20	939	135	1074	0
2020/21	941	158	1099	0
Approved Enrolment Number				960
Approved Admissions Number				180
Year 8 Pupils 2020/21				192
First Preference Applications 2020/21				177
% FSME				25.5%

Educational Achievements				
Year	5+ GCSE A*-C % of year 12 pupils achieving 5+ GCSEs grades A*-C (including equivalents)	5+ GCSE A*-C inc English & Maths % of year 12 pupils achieving 5+ GCSEs grades A*-C (including equivalents) Including English and Maths	3+ A Levels A*-C % of pupils achieving 3+ A Level grades A*-C (including equivalents)	2+ A Levels A*-E % of pupils achieving 2+ A Level grades A*-E (including equivalents)
2017/18	61.1	46.3	44.4	100.0
2018/19	59.0	43.4	49.2	100.0
2019/20	Not available	Not available	Not available	Not available
In formal intervention any period 1 April 2020-31 March 2021				

EF Compliant	
Key Stage 4 compliant	Y
Post-16 compliant	Y

Budgets			
Year	Available Delegated Resources £	Surplus/Deficit £	Surplus/Deficit %
2017/18	4,025,281	-475,686	-11.82%
2018/19	3,793,979	-876,585	-23.10%
2019/20	3,658,538	-1,297,348	-35.46%

KEY TO SYMBOLS & TEXT USED IN DATA ABOVE	
Symbol/Text	Definition
*	Relates to fewer than 5 cases
#	Means that a figure greater than or equal to 5 had been treated to prevent disclosure of a small number elsewhere
-	School not open in this academic year or closed in the previous academic year so data could not be collected and validated post exams
n/a	Not applicable, no pupils in the relevant year of study
JH	Junior High School, no year 12 or post-16 pupils

Post-Primary School Annual Area Profile 2021

DE Ref No	School Name	Status	Council Area
3420077	Belfast High School	Voluntary	ANTRIM AND NEWTOWNABBEY

Annual Census Information				
Year	Total pupils Y8-Y12	6 th Form	Total Enrolment	Pupils in IMU
2017/18	697	235	932	0
2018/19	697	217	914	0
2019/20	703	232	935	0
2020/21	708	239	947	0
Approved Enrolment Number				930
Approved Admissions Number				136
Year 8 Pupils 2020/21				142
First Preference Applications 2020/21				199
% FSME				8.2%

Educational Achievements				
Year	5+ GCSE A*-C % of year 12 pupils achieving 5+ GCSEs grades A*-C (including equivalents)	5+ GCSE A*-C inc English & Maths % of year 12 pupils achieving 5+ GCSEs grades A*-C (including equivalents) Including English and Maths	3+ A Levels A*-C % of pupils achieving 3+ A Level grades A*-C (including equivalents)	2+ A Levels A*-E % of pupils achieving 2+ A Level grades A*-E (including equivalents)
2017/18	94.0	91.8	81.7	99.1
2018/19	95.7	95.7	78.0	100.0
2019/20	Not available	Not available	Not available	Not available
In formal intervention any period 1 April 2020-31 March 2021				

EF Compliant	
Key Stage 4 compliant	Y
Post-16 compliant	Y

Budgets			
Year	Available Delegated Resources £	Surplus/Deficit £	Surplus/Deficit %
2017/18			
2018/19			
2019/20			

KEY TO SYMBOLS & TEXT USED IN DATA ABOVE	
Symbol/Text	Definition
*	Relates to fewer than 5 cases
#	Means that a figure greater than or equal to 5 had been treated to prevent disclosure of a small number elsewhere
-	School not open in this academic year or closed in the previous academic year so data could not be collected and validated post exams
n/a	Not applicable, no pupils in the relevant year of study
JH	Junior High School, no year 12 or post-16 pupils

Post-Primary School Annual Area Profile 2021

DE Ref No	School Name	Status	Council Area
3250149	Crumlin Integrated College	Controlled Integrated	ANTRIM AND NEWTOWNABBEY

Annual Census Information				
Year	Total pupils Y8-Y12	6 th Form	Total Enrolment	Pupils in IMU
2017/18	126	0	126	0
2018/19	155	0	155	0
2019/20	160	0	160	0
2020/21	172	0	172	0
Approved Enrolment Number				400
Approved Admissions Number				75
Year 8 Pupils 2020/21				34
First Preference Applications 2020/21				24
% FSME				32.0%

Educational Achievements				
Year	5+ GCSE A*-C % of year 12 pupils achieving 5+ GCSEs grades A*-C (including equivalents)	5+ GCSE A*-C inc English & Maths % of year 12 pupils achieving 5+ GCSEs grades A*-C (including equivalents) Including English and Maths	3+ A Levels A*-C % of pupils achieving 3+ A Level grades A*-C (including equivalents)	2+ A Levels A*-E % of pupils achieving 2+ A Level grades A*-E (including equivalents)
2017/18	61.1	38.9	n/a	n/a
2018/19	27.3	*	n/a	n/a
2019/20	Not available	Not available	Not available	Not available
In formal intervention any period 1 April 2020-31 March 2021				

EF Compliant	
Key Stage 4 compliant	Y
Post-16 compliant	No Sixth Form

Budgets			
Year	Available Delegated Resources £	Surplus/Deficit £	Surplus/Deficit %
2017/18	-738,100	-1,790,219	-242.54%
2018/19	-999,120	-2,044,886	-204.67%
2019/20	-1,164,734	-2,262,714	-194.27%

KEY TO SYMBOLS & TEXT USED IN DATA ABOVE	
Symbol/Text	Definition
*	Relates to fewer than 5 cases
#	Means that a figure greater than or equal to 5 had been treated to prevent disclosure of a small number elsewhere
-	School not open in this academic year or closed in the previous academic year so data could not be collected and validated post exams
n/a	Not applicable, no pupils in the relevant year of study
JH	Junior High School, no year 12 or post-16 pupils

Post-Primary School Annual Area Profile 2021

DE Ref No	School Name	Status	Council Area
3230203	Edmund Rice College	Catholic Maintained	ANTRIM AND NEWTOWNABBEY

Annual Census Information				
Year	Total pupils Y8-Y12	6 th Form	Total Enrolment	Pupils in IMU
2017/18	503	90	593	0
2018/19	545	118	663	0
2019/20	586	114	700	0
2020/21	605	124	729	0
Approved Enrolment Number				690
Approved Admissions Number				115
Year 8 Pupils 2020/21				131
First Preference Applications 2020/21				145
% FSME				38.3%

Educational Achievements				
Year	5+ GCSE A*-C % of year 12 pupils achieving 5+ GCSEs grades A*-C (including equivalents)	5+ GCSE A*-C inc English & Maths % of year 12 pupils achieving 5+ GCSEs grades A*-C (including equivalents) Including English and Maths	3+ A Levels A*-C % of pupils achieving 3+ A Level grades A*-C (including equivalents)	2+ A Levels A*-E % of pupils achieving 2+ A Level grades A*-E (including equivalents)
2017/18	91.0	44.8	78.1	100.0
2018/19	87.2	39.5	72.2	100.0
2019/20	Not available	Not available	Not available	Not available
In formal intervention any period 1 April 2020-31 March 2021				

EF Compliant	
Key Stage 4 compliant	Y
Post-16 compliant	Y

Budgets			
Year	Available Delegated Resources £	Surplus/Deficit £	Surplus/Deficit %
2017/18	2,669,473	-72,218	-2.71%
2018/19	2,743,974	-158,474	-5.78%
2019/20	3,002,045	-182,548	-6.08%

KEY TO SYMBOLS & TEXT USED IN DATA ABOVE	
Symbol/Text	Definition
*	Relates to fewer than 5 cases
#	Means that a figure greater than or equal to 5 had been treated to prevent disclosure of a small number elsewhere
-	School not open in this academic year or closed in the previous academic year so data could not be collected and validated post exams
n/a	Not applicable, no pupils in the relevant year of study
JH	Junior High School, no year 12 or post-16 pupils

Post-Primary School Annual Area Profile 2021

DE Ref No	School Name	Status	Council Area
3210202	Glengormley High School	Controlled	ANTRIM AND NEWTOWNABBEY

Annual Census Information				
Year	Total pupils Y8-Y12	6 th Form	Total Enrolment	Pupils in IMU
2017/18	639	86	725	0
2018/19	557	108	665	0
2019/20	561	135	696	0
2020/21	639	109	748	0
Approved Enrolment Number				1250
Approved Admissions Number				210
Year 8 Pupils 2020/21				178
First Preference Applications 2020/21				100
% FSME				37.8%

Educational Achievements				
Year	5+ GCSE A*-C % of year 12 pupils achieving 5+ GCSEs grades A*-C (including equivalents)	5+ GCSE A*-C inc English & Maths % of year 12 pupils achieving 5+ GCSEs grades A*-C (including equivalents) Including English and Maths	3+ A Levels A*-C % of pupils achieving 3+ A Level grades A*-C (including equivalents)	2+ A Levels A*-E % of pupils achieving 2+ A Level grades A*-E (including equivalents)
2017/18	66.9	40.7	21.6	94.6
2018/19	74.1	50.0	*	90.5
2019/20	Not available	Not available	Not available	Not available
In formal intervention any period 1 April 2020-31 March 2021				

EF Compliant	
Key Stage 4 compliant	Y
Post-16 compliant	N

Budgets			
Year	Available Delegated Resources £	Surplus/Deficit £	Surplus/Deficit %
2017/18	2,984,720	-448,493	-15.03%
2018/19	2,651,436	-906,139	-34.18%
2019/20	2,200,919	-1,327,475	-60.31%

KEY TO SYMBOLS & TEXT USED IN DATA ABOVE	
Symbol/Text	Definition
*	Relates to fewer than 5 cases
#	Means that a figure greater than or equal to 5 had been treated to prevent disclosure of a small number elsewhere
-	School not open in this academic year or closed in the previous academic year so data could not be collected and validated post exams
n/a	Not applicable, no pupils in the relevant year of study
JH	Junior High School, no year 12 or post-16 pupils

Post-Primary School Annual Area Profile 2021

DE Ref No	School Name	Status	Council Area
3250207	Parkhall Integrated College	Controlled Integrated	ANTRIM AND NEWTOWNABBEY

Annual Census Information				
Year	Total pupils Y8-Y12	6 th Form	Total Enrolment	Pupils in IMU
2017/18	692	50	742	0
2018/19	723	81	804	0
2019/20	799	82	881	0
2020/21	841	114	955	0
Approved Enrolment Number				735
Approved Admissions Number				150
Year 8 Pupils 2020/21				194
First Preference Applications 2020/21				180
% FSME				35.5%

Educational Achievements				
Year	5+ GCSE A*-C % of year 12 pupils achieving 5+ GCSEs grades A*-C (including equivalents)	5+ GCSE A*-C inc English & Maths % of year 12 pupils achieving 5+ GCSEs grades A*-C (including equivalents) Including English and Maths	3+ A Levels A*-C % of pupils achieving 3+ A Level grades A*-C (including equivalents)	2+ A Levels A*-E % of pupils achieving 2+ A Level grades A*-E (including equivalents)
2017/18	78.1	35.2	n/a	n/a
2018/19	77.7	41.1	32.5	75.0
2019/20	Not available	Not available	Not available	Not available
In formal intervention any period 1 April 2020-31 March 2021				

EF Compliant	
Key Stage 4 compliant	Y
Post-16 compliant	N

Budgets			
Year	Available Delegated Resources £	Surplus/Deficit £	Surplus/Deficit %
2017/18	2,523,574	-901,012	-35.70%
2018/19	2,599,116	-962,181	-37.02%
2019/20	2,836,805	-1,131,280	-39.88%

KEY TO SYMBOLS & TEXT USED IN DATA ABOVE	
Symbol/Text	Definition
*	Relates to fewer than 5 cases
#	Means that a figure greater than or equal to 5 had been treated to prevent disclosure of a small number elsewhere
-	School not open in this academic year or closed in the previous academic year so data could not be collected and validated post exams
n/a	Not applicable, no pupils in the relevant year of study
JH	Junior High School, no year 12 or post-16 pupils

Post-Primary School Annual Area Profile 2021

DE Ref No	School Name	Status	Council Area
3230308	St Benedict's College	Catholic Maintained	ANTRIM AND NEWTOWNABBEY

Annual Census Information				
Year	Total pupils Y8-Y12	6 th Form	Total Enrolment	Pupils in IMU
2017/18	380	0	380	0
2018/19	380	0	380	0
2019/20	358	0	358	0
2020/21	381	0	381	0
Approved Enrolment Number				500
Approved Admissions Number				100
Year 8 Pupils 2020/21				85
First Preference Applications 2020/21				66
% FSME				39.6%

Educational Achievements				
Year	5+ GCSE A*-C % of year 12 pupils achieving 5+ GCSEs grades A*-C (including equivalents)	5+ GCSE A*-C inc English & Maths % of year 12 pupils achieving 5+ GCSEs grades A*-C (including equivalents) Including English and Maths	3+ A Levels A*-C % of pupils achieving 3+ A Level grades A*-C (including equivalents)	2+ A Levels A*-E % of pupils achieving 2+ A Level grades A*-E (including equivalents)
2017/18	69.2	46.2	n/a	n/a
2018/19	68.0	58.7	n/a	n/a
2019/20	Not available	Not available	Not available	Not available
In formal intervention any period 1 April 2020-31 March 2021				

EF Compliant	
Key Stage 4 compliant	Y
Post-16 compliant	No Sixth Form

Budgets			
Year	Available Delegated Resources £	Surplus/Deficit £	Surplus/Deficit %
2017/18	1,543,792	-128,317	-8.31%
2018/19	1,563,416	-264,007	-16.89%
2019/20	1,515,120	-188,142	-12.42%

KEY TO SYMBOLS & TEXT USED IN DATA ABOVE	
Symbol/Text	Definition
*	Relates to fewer than 5 cases
#	Means that a figure greater than or equal to 5 had been treated to prevent disclosure of a small number elsewhere
-	School not open in this academic year or closed in the previous academic year so data could not be collected and validated post exams
n/a	Not applicable, no pupils in the relevant year of study
JH	Junior High School, no year 12 or post-16 pupils

Ards and North Down District Council

SUMMARY DATA FOR POST-PRIMARY SCHOOLS IN THE ARDS AND NORTH DOWN DISTRICT COUNCIL AREA

Management Type	Total – Enrolments	Numbers of Schools	Total Approved Enrolment
Controlled	5,633	6	5,570
Voluntary	1,972	2	1,910
Catholic Maintained	927	2	1,210
Controlled Integrated	698	1	600
Grant Maintained Integrated	796	1	670

Available School Places

In post-primary schools there has been a decrease of 64 available places compared to the corresponding figure in the 2020 Annual Area Profiles.

School Finance and Enrolment

The chart overleaf summarises the financial position of the schools in the council area between 2017/18 and 2019/20. The Authority does not retain information for voluntary grammar and grant maintained schools and these are shown under the “no budgetary information” category.

The chart overleaf also summarises the enrolment history of the schools between 2017/18 and 2020/21.

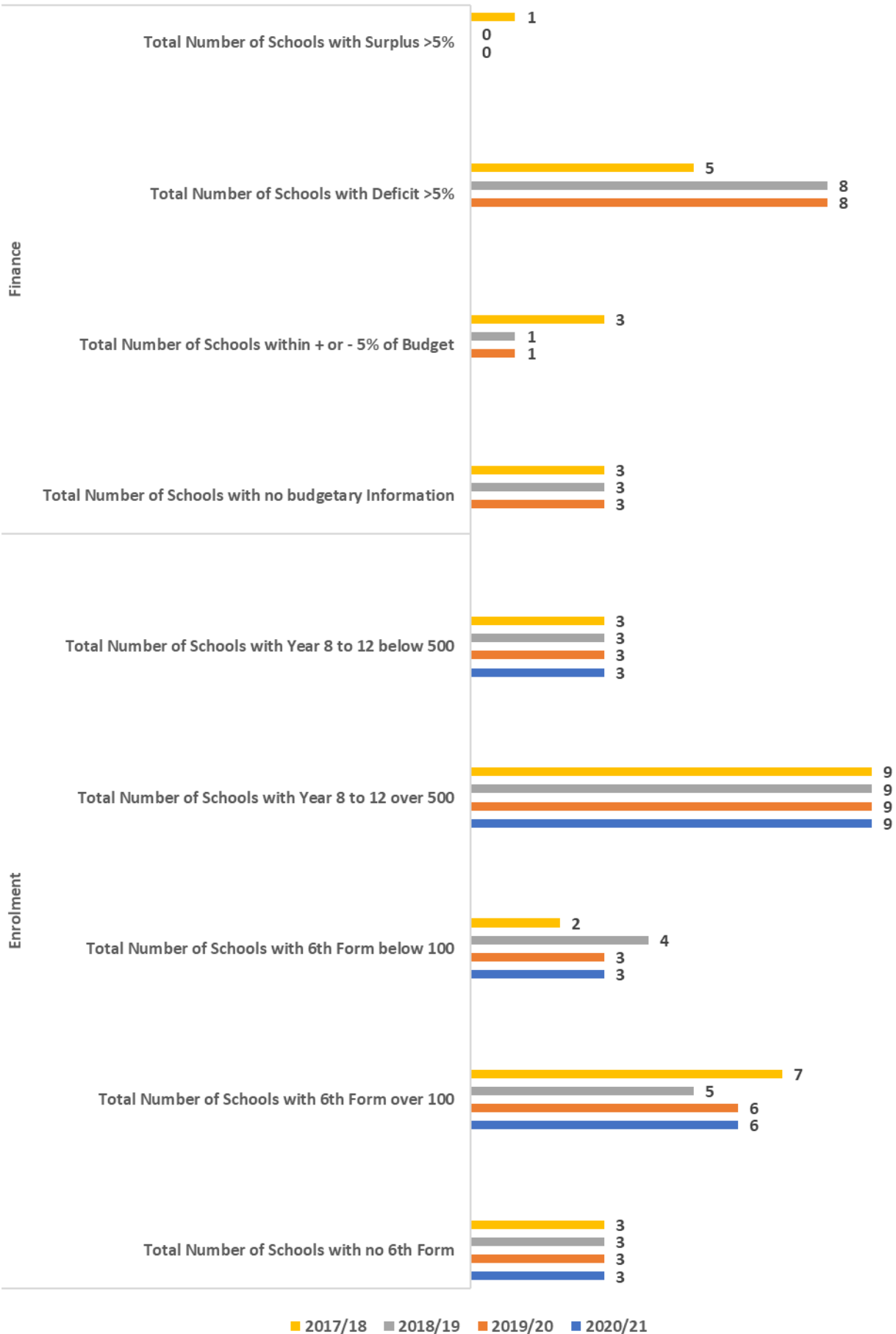
This data is assessed against the sustainable schools criteria:

- In 2020/21 there were 3 schools with a year 8 to 12 enrolment below 500.
- In 2020/21 there were 3 schools with a 6th form below 100.
- The number of schools with a deficit greater than 5% remained the same in 2019/20 compared to previous years.

Compliance with the Entitlement Framework Requirements (Post-Primary Schools)

In 2020/21 there were a total of 11 schools that complied with the KS4 component of the EF which was the same number as 2019/20. In addition 8 schools in 2020/21 were compliant with the post-16 component which was the same number as 2019/20.

Ards and North Down Borough Council Area Finance and Enrolment Summary



Post-Primary School Annual Area Profile 2021

DE Ref No	School Name	Status	Council Area
4210296	Bangor Academy and 6th Form College	Controlled	ARDS AND NORTH DOWN

Annual Census Information				
Year	Total pupils Y8-Y12	6 th Form	Total Enrolment	Pupils in IMU
2017/18	1203	320	1523	0
2018/19	1277	350	1627	0
2019/20	1321	289	1610	0
2020/21	1378	307	1685	0
Approved Enrolment Number				1420
Approved Admissions Number				262
Year 8 Pupils 2020/21				294
First Preference Applications 2020/21				241
% FSME				28.8%

Educational Achievements				
Year	5+ GCSE A*-C % of year 12 pupils achieving 5+ GCSEs grades A*-C (including equivalents)	5+ GCSE A*-C inc English & Maths % of year 12 pupils achieving 5+ GCSEs grades A*-C (including equivalents) Including English and Maths	3+ A Levels A*-C % of pupils achieving 3+ A Level grades A*-C (including equivalents)	2+ A Levels A*-E % of pupils achieving 2+ A Level grades A*-E (including equivalents)
2017/18	83.0	43.0	45.9	91.0
2018/19	68.3	38.3	58.1	97.7
2019/20	Not available	Not available	Not available	Not available
In formal intervention any period 1 April 2020-31 March 2021				

EF Compliant	
Key Stage 4 compliant	Y
Post-16 compliant	Y

Budgets			
Year	Available Delegated Resources £	Surplus/Deficit £	Surplus/Deficit %
2017/18	6,217,108	-408,827	-6.58%
2018/19	6,208,661	-628,129	-10.12%
2019/20	6,571,502	-664,714	-10.12%

KEY TO SYMBOLS & TEXT USED IN DATA ABOVE	
Symbol/Text	Definition
*	Relates to fewer than 5 cases
#	Means that a figure greater than or equal to 5 had been treated to prevent disclosure of a small number elsewhere
-	School not open in this academic year or closed in the previous academic year so data could not be collected and validated post exams
n/a	Not applicable, no pupils in the relevant year of study
JH	Junior High School, no year 12 or post-16 pupils

Post-Primary School Annual Area Profile 2021

DE Ref No	School Name	Status	Council Area
4420015	Bangor Grammar School	Voluntary	ARDS AND NORTH DOWN

Annual Census Information				
Year	Total pupils Y8-Y12	6 th Form	Total Enrolment	Pupils in IMU
2017/18	670	197	867	0
2018/19	663	220	883	0
2019/20	665	224	889	0
2020/21	675	224	899	0
Approved Enrolment Number				850
Approved Admissions Number				135
Year 8 Pupils 2020/21				140
First Preference Applications 2020/21				136
% FSME				11.0%

Educational Achievements				
Year	5+ GCSE A*-C % of year 12 pupils achieving 5+ GCSEs grades A*-C (including equivalents)	5+ GCSE A*-C inc English & Maths % of year 12 pupils achieving 5+ GCSEs grades A*-C (including equivalents) Including English and Maths	3+ A Levels A*-C % of pupils achieving 3+ A Level grades A*-C (including equivalents)	2+ A Levels A*-E % of pupils achieving 2+ A Level grades A*-E (including equivalents)
2017/18	98.6	98.6	74.4	100.0
2018/19	99.2	98.4	67.0	99.0
2019/20	Not available	Not available	Not available	Not available
In formal intervention any period 1 April 2020-31 March 2021				

EF Compliant	
Key Stage 4 compliant	Y
Post-16 compliant	Y

Budgets			
Year	Available Delegated Resources £	Surplus/Deficit £	Surplus/Deficit %
2017/18			
2018/19			
2019/20			

KEY TO SYMBOLS & TEXT USED IN DATA ABOVE	
Symbol/Text	Definition
*	Relates to fewer than 5 cases
#	Means that a figure greater than or equal to 5 had been treated to prevent disclosure of a small number elsewhere
-	School not open in this academic year or closed in the previous academic year so data could not be collected and validated post exams
n/a	Not applicable, no pupils in the relevant year of study
JH	Junior High School, no year 12 or post-16 pupils

Post-Primary School Annual Area Profile 2021

DE Ref No	School Name	Status	Council Area
4210046	Glastry College	Controlled	ARDS AND NORTH DOWN

Annual Census Information				
Year	Total pupils Y8-Y12	6 th Form	Total Enrolment	Pupils in IMU
2017/18	538	72	610	0
2018/19	530	66	596	0
2019/20	552	60	612	0
2020/21	545	75	620	0
Approved Enrolment Number				600
Approved Admissions Number				116
Year 8 Pupils 2020/21				100
First Preference Applications 2020/21				61
% FSME				32.6%

Educational Achievements				
Year	5+ GCSE A*-C % of year 12 pupils achieving 5+ GCSEs grades A*-C (including equivalents)	5+ GCSE A*-C inc English & Maths % of year 12 pupils achieving 5+ GCSEs grades A*-C (including equivalents) Including English and Maths	3+ A Levels A*-C % of pupils achieving 3+ A Level grades A*-C (including equivalents)	2+ A Levels A*-E % of pupils achieving 2+ A Level grades A*-E (including equivalents)
2017/18	68.0	50.0	67.6	100.0
2018/19	58.3	33.3	44.4	100.0
2019/20	Not available	Not available	Not available	Not available
In formal intervention any period 1 April 2020-31 March 2021				

EF Compliant	
Key Stage 4 compliant	Y
Post-16 compliant	N

Budgets			
Year	Available Delegated Resources £	Surplus/Deficit £	Surplus/Deficit %
2017/18	2,902,534	168,522	5.81%
2018/19	2,690,453	-139,047	-5.17%
2019/20	2,463,926	-466,911	-18.95%

KEY TO SYMBOLS & TEXT USED IN DATA ABOVE	
Symbol/Text	Definition
*	Relates to fewer than 5 cases
#	Means that a figure greater than or equal to 5 had been treated to prevent disclosure of a small number elsewhere
-	School not open in this academic year or closed in the previous academic year so data could not be collected and validated post exams
n/a	Not applicable, no pupils in the relevant year of study
JH	Junior High School, no year 12 or post-16 pupils

Post-Primary School Annual Area Profile 2021

DE Ref No	School Name	Status	Council Area
4410097	Glenlola Collegiate	Controlled	ARDS AND NORTH DOWN

Annual Census Information				
Year	Total pupils Y8-Y12	6 th Form	Total Enrolment	Pupils in IMU
2017/18	777	253	1030	0
2018/19	769	236	1005	0
2019/20	763	239	1002	0
2020/21	771	250	1021	0
Approved Enrolment Number				1100
Approved Admissions Number				157
Year 8 Pupils 2020/21				159
First Preference Applications 2020/21				146
% FSME				15.3%

Educational Achievements				
Year	5+ GCSE A*-C % of year 12 pupils achieving 5+ GCSEs grades A*-C (including equivalents)	5+ GCSE A*-C inc English & Maths % of year 12 pupils achieving 5+ GCSEs grades A*-C (including equivalents) Including English and Maths	3+ A Levels A*-C % of pupils achieving 3+ A Level grades A*-C (including equivalents)	2+ A Levels A*-E % of pupils achieving 2+ A Level grades A*-E (including equivalents)
2017/18	98.1	96.8	71.9	99.2
2018/19	97.3	93.2	76.9	99.0
2019/20	Not available	Not available	Not available	Not available
In formal intervention any period 1 April 2020-31 March 2021				

EF Compliant	
Key Stage 4 compliant	Y
Post-16 compliant	Y

Budgets			
Year	Available Delegated Resources £	Surplus/Deficit £	Surplus/Deficit %
2017/18	4,303,432	-38,854	-0.90%
2018/19	4,140,887	-277,739	-6.71%
2019/20	4,021,783	-476,632	-11.85%

KEY TO SYMBOLS & TEXT USED IN DATA ABOVE	
Symbol/Text	Definition
*	Relates to fewer than 5 cases
#	Means that a figure greater than or equal to 5 had been treated to prevent disclosure of a small number elsewhere
-	School not open in this academic year or closed in the previous academic year so data could not be collected and validated post exams
n/a	Not applicable, no pupils in the relevant year of study
JH	Junior High School, no year 12 or post-16 pupils

Post-Primary School Annual Area Profile 2021

DE Ref No	School Name	Status	Council Area
4210012	Movilla High School	Controlled	ARDS AND NORTH DOWN

Annual Census Information				
Year	Total pupils Y8-Y12	6 th Form	Total Enrolment	Pupils in IMU
2017/18	180	0	180	0
2018/19	194	0	194	0
2019/20	276	0	276	0
2020/21	352	0	352	0
Approved Enrolment Number				600
Approved Admissions Number				130
Year 8 Pupils 2020/21				100
First Preference Applications 2020/21				51
% FSME				47.4%

Educational Achievements				
Year	5+ GCSE A*-C % of year 12 pupils achieving 5+ GCSEs grades A*-C (including equivalents)	5+ GCSE A*-C inc English & Maths % of year 12 pupils achieving 5+ GCSEs grades A*-C (including equivalents) Including English and Maths	3+ A Levels A*-C % of pupils achieving 3+ A Level grades A*-C (including equivalents)	2+ A Levels A*-E % of pupils achieving 2+ A Level grades A*-E (including equivalents)
2017/18	81.1	32.4	n/a	n/a
2018/19	100.0	30.8	n/a	n/a
2019/20	Not available	Not available	Not available	Not available
In formal intervention any period 1 April 2020-31 March 2021				Y

EF Compliant	
Key Stage 4 compliant	N
Post-16 compliant	No Sixth Form

Budgets			
Year	Available Delegated Resources £	Surplus/Deficit £	Surplus/Deficit %
2017/18	891,119	-471,881	-52.95%
2018/19	567,641	-841,204	-148.19%
2019/20	457,364	-1,098,997	-240.29%

KEY TO SYMBOLS & TEXT USED IN DATA ABOVE	
Symbol/Text	Definition
*	Relates to fewer than 5 cases
#	Means that a figure greater than or equal to 5 had been treated to prevent disclosure of a small number elsewhere
-	School not open in this academic year or closed in the previous academic year so data could not be collected and validated post exams
n/a	Not applicable, no pupils in the relevant year of study
JH	Junior High School, no year 12 or post-16 pupils

Post-Primary School Annual Area Profile 2021

DE Ref No	School Name	Status	Council Area
4210045	Nendrum College	Controlled	ARDS AND NORTH DOWN

Annual Census Information				
Year	Total pupils Y8-Y12	6 th Form	Total Enrolment	Pupils in IMU
2017/18	413	0	413	0
2018/19	421	0	421	0
2019/20	426	0	426	0
2020/21	445	0	445	0
Approved Enrolment Number				400
Approved Admissions Number				100
Year 8 Pupils 2020/21				106
First Preference Applications 2020/21				87
% FSME				33.7%

Educational Achievements				
Year	5+ GCSE A*-C % of year 12 pupils achieving 5+ GCSEs grades A*-C (including equivalents)	5+ GCSE A*-C inc English & Maths % of year 12 pupils achieving 5+ GCSEs grades A*-C (including equivalents) Including English and Maths	3+ A Levels A*-C % of pupils achieving 3+ A Level grades A*-C (including equivalents)	2+ A Levels A*-E % of pupils achieving 2+ A Level grades A*-E (including equivalents)
2017/18	88.9	47.2	n/a	n/a
2018/19	90.0	56.3	n/a	n/a
2019/20	Not available	Not available	Not available	Not available
In formal intervention any period 1 April 2020-31 March 2021				

EF Compliant	
Key Stage 4 compliant	Y
Post-16 compliant	No Sixth Form

Budgets			
Year	Available Delegated Resources £	Surplus/Deficit £	Surplus/Deficit %
2017/18	1,923,198	57,474	2.99%
2018/19	1,857,869	-47,656	-2.57%
2019/20	1,871,434	-195,677	-10.46%

KEY TO SYMBOLS & TEXT USED IN DATA ABOVE	
Symbol/Text	Definition
*	Relates to fewer than 5 cases
#	Means that a figure greater than or equal to 5 had been treated to prevent disclosure of a small number elsewhere
-	School not open in this academic year or closed in the previous academic year so data could not be collected and validated post exams
n/a	Not applicable, no pupils in the relevant year of study
JH	Junior High School, no year 12 or post-16 pupils

Post-Primary School Annual Area Profile 2021

DE Ref No	School Name	Status	Council Area
4250024	Priory College	Controlled Integrated	ARDS AND NORTH DOWN

Annual Census Information				
Year	Total pupils Y8-Y12	6 th Form	Total Enrolment	Pupils in IMU
2017/18	540	49	589	0
2018/19	587	68	655	0
2019/20	617	82	699	0
2020/21	614	84	698	0
Approved Enrolment Number				600
Approved Admissions Number				100
Year 8 Pupils 2020/21				117
First Preference Applications 2020/21				72
% FSME				35.8%

Educational Achievements				
Year	5+ GCSE A*-C % of year 12 pupils achieving 5+ GCSEs grades A*-C (including equivalents)	5+ GCSE A*-C inc English & Maths % of year 12 pupils achieving 5+ GCSEs grades A*-C (including equivalents) Including English and Maths	3+ A Levels A*-C % of pupils achieving 3+ A Level grades A*-C (including equivalents)	2+ A Levels A*-E % of pupils achieving 2+ A Level grades A*-E (including equivalents)
2017/18	80.3	50.0	34.8	91.3
2018/19	91.1	57.8	42.1	100.0
2019/20	Not available	Not available	Not available	Not available
In formal intervention any period 1 April 2020-31 March 2021				

EF Compliant	
Key Stage 4 compliant	Y
Post-16 compliant	Y

Budgets			
Year	Available Delegated Resources £	Surplus/Deficit £	Surplus/Deficit %
2017/18	2,514,388	-131,057	-5.21%
2018/19	2,543,624	-214,539	-8.43%
2019/20	2,817,017	-3,745	-0.13%

KEY TO SYMBOLS & TEXT USED IN DATA ABOVE	
Symbol/Text	Definition
*	Relates to fewer than 5 cases
#	Means that a figure greater than or equal to 5 had been treated to prevent disclosure of a small number elsewhere
-	School not open in this academic year or closed in the previous academic year so data could not be collected and validated post exams
n/a	Not applicable, no pupils in the relevant year of study
JH	Junior High School, no year 12 or post-16 pupils

Post-Primary School Annual Area Profile 2021

DE Ref No	School Name	Status	Council Area
4410063	Regent House School	Controlled	ARDS AND NORTH DOWN

Annual Census Information				
Year	Total pupils Y8-Y12	6 th Form	Total Enrolment	Pupils in IMU
2017/18	1061	348	1409	0
2018/19	1065	338	1403	0
2019/20	1104	364	1468	0
2020/21	1139	371	1510	0
Approved Enrolment Number				1450
Approved Admissions Number				240
Year 8 Pupils 2020/21				244
First Preference Applications 2020/21				281
% FSME				12.3%

Educational Achievements				
Year	5+ GCSE A*-C % of year 12 pupils achieving 5+ GCSEs grades A*-C (including equivalents)	5+ GCSE A*-C inc English & Maths % of year 12 pupils achieving 5+ GCSEs grades A*-C (including equivalents) Including English and Maths	3+ A Levels A*-C % of pupils achieving 3+ A Level grades A*-C (including equivalents)	2+ A Levels A*-E % of pupils achieving 2+ A Level grades A*-E (including equivalents)
2017/18	98.1	97.6	86.3	99.5
2018/19	99.0	98.5	93.4	100.0
2019/20	Not available	Not available	Not available	Not available
In formal intervention any period 1 April 2020-31 March 2021				

EF Compliant	
Key Stage 4 compliant	Y
Post-16 compliant	Y

Budgets			
Year	Available Delegated Resources £	Surplus/Deficit £	Surplus/Deficit %
2017/18	5,864,580	-121,257	-2.07%
2018/19	5,625,366	-319,293	-5.68%
2019/20	5,792,273	-494,574	-8.54%

KEY TO SYMBOLS & TEXT USED IN DATA ABOVE	
Symbol/Text	Definition
*	Relates to fewer than 5 cases
#	Means that a figure greater than or equal to 5 had been treated to prevent disclosure of a small number elsewhere
-	School not open in this academic year or closed in the previous academic year so data could not be collected and validated post exams
n/a	Not applicable, no pupils in the relevant year of study
JH	Junior High School, no year 12 or post-16 pupils

Post-Primary School Annual Area Profile 2021

DE Ref No	School Name	Status	Council Area
4230107	St Columbanus' College	Catholic Maintained	ARDS AND NORTH DOWN

Annual Census Information				
Year	Total pupils Y8-Y12	6 th Form	Total Enrolment	Pupils in IMU
2017/18	570	104	674	0
2018/19	611	91	702	0
2019/20	653	106	759	0
2020/21	666	119	785	0
Approved Enrolment Number				730
Approved Admissions Number				130
Year 8 Pupils 2020/21				140
First Preference Applications 2020/21				153
% FSME				32.4%

Educational Achievements				
Year	5+ GCSE A*-C % of year 12 pupils achieving 5+ GCSEs grades A*-C (including equivalents)	5+ GCSE A*-C inc English & Maths % of year 12 pupils achieving 5+ GCSEs grades A*-C (including equivalents) Including English and Maths	3+ A Levels A*-C % of pupils achieving 3+ A Level grades A*-C (including equivalents)	2+ A Levels A*-E % of pupils achieving 2+ A Level grades A*-E (including equivalents)
2017/18	80.5	64.9	23.4	97.9
2018/19	88.6	62.5	51.5	100.0
2019/20	Not available	Not available	Not available	Not available
In formal intervention any period 1 April 2020-31 March 2021				

EF Compliant	
Key Stage 4 compliant	Y
Post-16 compliant	Y

Budgets			
Year	Available Delegated Resources £	Surplus/Deficit £	Surplus/Deficit %
2017/18	2,649,620	-240,738	-9.09%
2018/19	2,667,883	-303,620	-11.38%
2019/20	2,876,413	-375,175	-13.04%

KEY TO SYMBOLS & TEXT USED IN DATA ABOVE	
Symbol/Text	Definition
*	Relates to fewer than 5 cases
#	Means that a figure greater than or equal to 5 had been treated to prevent disclosure of a small number elsewhere
-	School not open in this academic year or closed in the previous academic year so data could not be collected and validated post exams
n/a	Not applicable, no pupils in the relevant year of study
JH	Junior High School, no year 12 or post-16 pupils

Post-Primary School Annual Area Profile 2021

DE Ref No	School Name	Status	Council Area
4230067	St Columba's College	Catholic Maintained	ARDS AND NORTH DOWN

Annual Census Information				
Year	Total pupils Y8-Y12	6 th Form	Total Enrolment	Pupils in IMU
2017/18	178	0	178	0
2018/19	167	0	167	0
2019/20	160	0	160	0
2020/21	142	0	142	0
Approved Enrolment Number				520
Approved Admissions Number				104
Year 8 Pupils 2020/21				24
First Preference Applications 2020/21				15
% FSME				36.6%

Educational Achievements				
Year	5+ GCSE A*-C % of year 12 pupils achieving 5+ GCSEs grades A*-C (including equivalents)	5+ GCSE A*-C inc English & Maths % of year 12 pupils achieving 5+ GCSEs grades A*-C (including equivalents) Including English and Maths	3+ A Levels A*-C % of pupils achieving 3+ A Level grades A*-C (including equivalents)	2+ A Levels A*-E % of pupils achieving 2+ A Level grades A*-E (including equivalents)
2017/18	87.5	53.1	n/a	n/a
2018/19	97.0	63.6	n/a	n/a
2019/20	Not available	Not available	Not available	Not available
In formal intervention any period 1 April 2020-31 March 2021				

EF Compliant	
Key Stage 4 compliant	Y
Post-16 compliant	No Sixth Form

Budgets			
Year	Available Delegated Resources £	Surplus/Deficit £	Surplus/Deficit %
2017/18	305,078	-751,014	-246.17%
2018/19	150,001	-800,303	-533.53%
2019/20	126,386	-981,155	-776.32%

KEY TO SYMBOLS & TEXT USED IN DATA ABOVE	
Symbol/Text	Definition
*	Relates to fewer than 5 cases
#	Means that a figure greater than or equal to 5 had been treated to prevent disclosure of a small number elsewhere
-	School not open in this academic year or closed in the previous academic year so data could not be collected and validated post exams
n/a	Not applicable, no pupils in the relevant year of study
JH	Junior High School, no year 12 or post-16 pupils

Post-Primary School Annual Area Profile 2021

DE Ref No	School Name	Status	Council Area
4260295	Strangford Integrated College	GMI	ARDS AND NORTH DOWN

Annual Census Information				
Year	Total pupils Y8-Y12	6 th Form	Total Enrolment	Pupils in IMU
2017/18	541	136	677	0
2018/19	614	90	704	0
2019/20	674	64	738	0
2020/21	701	95	796	0
Approved Enrolment Number				670
Approved Admissions Number				130
Year 8 Pupils 2020/21				139
First Preference Applications 2020/21				190
% FSME				27.0%

Educational Achievements				
Year	5+ GCSE A*-C % of year 12 pupils achieving 5+ GCSEs grades A*-C (including equivalents)	5+ GCSE A*-C inc English & Maths % of year 12 pupils achieving 5+ GCSEs grades A*-C (including equivalents) Including English and Maths	3+ A Levels A*-C % of pupils achieving 3+ A Level grades A*-C (including equivalents)	2+ A Levels A*-E % of pupils achieving 2+ A Level grades A*-E (including equivalents)
2017/18	97.3	44.0	58.6	96.6
2018/19	89.3	50.0	58.5	97.6
2019/20	Not available	Not available	Not available	Not available
In formal intervention any period 1 April 2020-31 March 2021				

EF Compliant	
Key Stage 4 compliant	Y
Post-16 compliant	Y

Budgets			
Year	Available Delegated Resources £	Surplus/Deficit £	Surplus/Deficit %
2017/18			
2018/19			
2019/20			

KEY TO SYMBOLS & TEXT USED IN DATA ABOVE	
Symbol/Text	Definition
*	Relates to fewer than 5 cases
#	Means that a figure greater than or equal to 5 had been treated to prevent disclosure of a small number elsewhere
-	School not open in this academic year or closed in the previous academic year so data could not be collected and validated post exams
n/a	Not applicable, no pupils in the relevant year of study
JH	Junior High School, no year 12 or post-16 pupils

Post-Primary School Annual Area Profile 2021

DE Ref No	School Name	Status	Council Area
4420044	Sullivan Upper School	Voluntary	ARDS AND NORTH DOWN

Annual Census Information				
Year	Total pupils Y8-Y12	6 th Form	Total Enrolment	Pupils in IMU
2017/18	771	305	1076	0
2018/19	775	293	1068	0
2019/20	776	294	1070	0
2020/21	776	297	1073	0
Approved Enrolment Number				1060
Approved Admissions Number				150
Year 8 Pupils 2020/21				152
First Preference Applications 2020/21				182
% FSME				5.2%

Educational Achievements				
Year	5+ GCSE A*-C % of year 12 pupils achieving 5+ GCSEs grades A*-C (including equivalents)	5+ GCSE A*-C inc English & Maths % of year 12 pupils achieving 5+ GCSEs grades A*-C (including equivalents) Including English and Maths	3+ A Levels A*-C % of pupils achieving 3+ A Level grades A*-C (including equivalents)	2+ A Levels A*-E % of pupils achieving 2+ A Level grades A*-E (including equivalents)
2017/18	98.7	98.7	71.8	99.3
2018/19	98.7	98.7	79.2	100.0
2019/20	Not available	Not available	Not available	Not available
In formal intervention any period 1 April 2020-31 March 2021				

EF Compliant	
Key Stage 4 compliant	Y
Post-16 compliant	Y

Budgets			
Year	Available Delegated Resources £	Surplus/Deficit £	Surplus/Deficit %
2017/18			
2018/19			
2019/20			

KEY TO SYMBOLS & TEXT USED IN DATA ABOVE	
Symbol/Text	Definition
*	Relates to fewer than 5 cases
#	Means that a figure greater than or equal to 5 had been treated to prevent disclosure of a small number elsewhere
-	School not open in this academic year or closed in the previous academic year so data could not be collected and validated post exams
n/a	Not applicable, no pupils in the relevant year of study
JH	Junior High School, no year 12 or post-16 pupils

Armagh, Banbridge and Craigavon District Council

SUMMARY DATA FOR POST-PRIMARY SCHOOLS IN THE ARMAGH, BANBRIDGE AND CRAIGAVON DISTRICT COUNCIL AREA

Management Type	Total – Enrolments	Numbers of Schools	Total Approved Enrolment
Controlled	8,433	13	8,545
Voluntary	3,378	3	3,480
Catholic Maintained	4,248	5	4,142
Controlled Integrated	404	1	450
GMI	636	1	600

Available School Places

In post-primary schools there has been a decrease of 203 available places compared to the corresponding figure in the 2020 Annual Area Profiles.

School Finance and Enrolment

The chart overleaf summarises the financial position of the schools in the council area between 2017/18 and 2019/20. The Authority does not retain information for voluntary grammar and grant maintained schools and these are shown under the “no budgetary information” category.

The chart overleaf also summarises the enrolment history of the schools between 2017/18 and 2020/21.

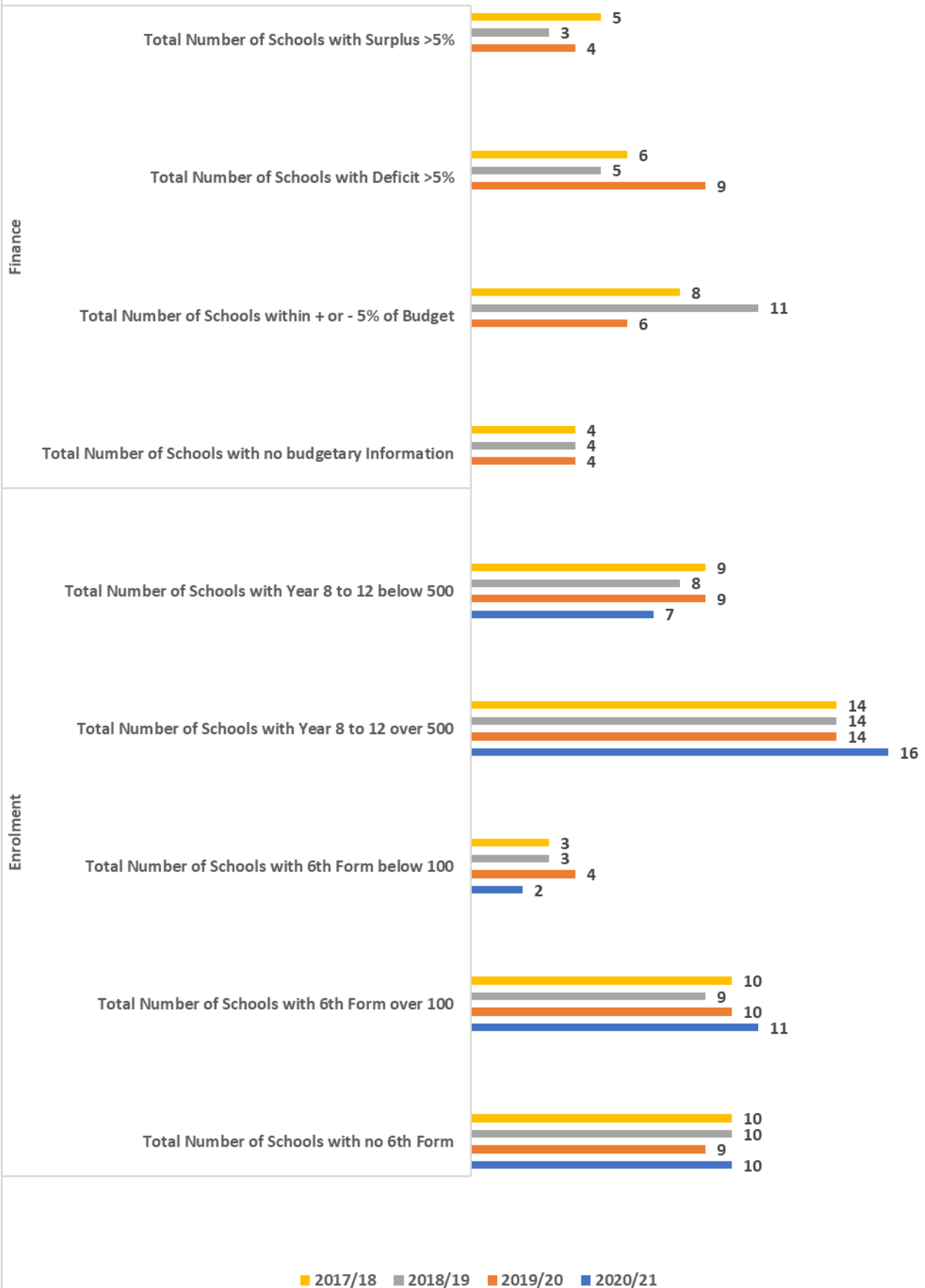
This data is assessed against the sustainable schools criteria:

- In 2020/21 there were 7 schools with a year 8 to 12 enrolment below 500.
- In 2020/21 there were 2 schools with a 6th form below 100.
- The number of schools with a deficit greater than 5% increased in 2019/20 compared to the previous year.

Compliance with the Entitlement Framework Requirements (Post-Primary Schools)

In 2020/21 there were a total of 18 schools that complied with the KS4 component of the EF compared to 16 in 2019/20. In addition 11 schools in 2020/21 were compliant with the post-16 component compared to 10 in 2019/20.

Armagh City, Banbridge and Craigavon Borough Council Area Finance and Enrolment Summary



Post-Primary School Annual Area Profile 2021

DE Ref No	School Name	Status	Council Area
5410013	Banbridge Academy	Controlled	ARMAGH CITY, BANBRIDGE AND CRAIGAVON

Annual Census Information				
Year	Total pupils Y8-Y12	6 th Form	Total Enrolment	Pupils in IMU
2017/18	957	344	1301	0
2018/19	969	353	1322	0
2019/20	971	354	1325	0
2020/21	974	366	1340	0
Approved Enrolment Number				1320
Approved Admissions Number				184
Year 8 Pupils 2020/21				190
First Preference Applications 2020/21				257
% FSME				5.2%

Educational Achievements				
Year	5+ GCSE A*-C % of year 12 pupils achieving 5+ GCSEs grades A*-C (including equivalents)	5+ GCSE A*-C inc English & Maths % of year 12 pupils achieving 5+ GCSEs grades A*-C (including equivalents) Including English and Maths	3+ A Levels A*-C % of pupils achieving 3+ A Level grades A*-C (including equivalents)	2+ A Levels A*-E % of pupils achieving 2+ A Level grades A*-E (including equivalents)
2017/18	97.9	97.4	88.1	99.4
2018/19	99.0	99.0	85.1	100.0
2019/20	Not available	Not available	Not available	Not available
In formal intervention any period 1 April 2020-31 March 2021				

EF Compliant	
Key Stage 4 compliant	Y
Post-16 compliant	Y

Budgets			
Year	Available Delegated Resources £	Surplus/Deficit £	Surplus/Deficit %
2017/18	5,366,757	-88,859	-1.66%
2018/19	5,188,344	-154,696	-2.98%
2019/20	5,454,807	116,605	2.14%

KEY TO SYMBOLS & TEXT USED IN DATA ABOVE	
Symbol/Text	Definition
*	Relates to fewer than 5 cases
#	Means that a figure greater than or equal to 5 had been treated to prevent disclosure of a small number elsewhere
-	School not open in this academic year or closed in the previous academic year so data could not be collected and validated post exams
n/a	Not applicable, no pupils in the relevant year of study
JH	Junior High School, no year 12 or post-16 pupils

Post-Primary School Annual Area Profile 2021

DE Ref No	School Name	Status	Council Area
5210047	Banbridge High School	Controlled	ARMAGH CITY, BANBRIDGE AND CRAIGAVON

Annual Census Information				
Year	Total pupils Y8-Y12	6 th Form	Total Enrolment	Pupils in IMU
2017/18	408	75	483	0
2018/19	442	54	496	0
2019/20	497	45	542	0
2020/21	522	42	564	0
Approved Enrolment Number				680
Approved Admissions Number				136
Year 8 Pupils 2020/21				103
First Preference Applications 2020/21				69
% FSME				32.1%

Educational Achievements				
Year	5+ GCSE A*-C % of year 12 pupils achieving 5+ GCSEs grades A*-C (including equivalents)	5+ GCSE A*-C inc English & Maths % of year 12 pupils achieving 5+ GCSEs grades A*-C (including equivalents) Including English and Maths	3+ A Levels A*-C % of pupils achieving 3+ A Level grades A*-C (including equivalents)	2+ A Levels A*-E % of pupils achieving 2+ A Level grades A*-E (including equivalents)
2017/18	63.6	49.4	40.0	97.1
2018/19	61.7	42.0	32.1	100.0
2019/20	Not available	Not available	Not available	Not available
In formal intervention any period 1 April 2020-31 March 2021				

EF Compliant	
Key Stage 4 compliant	Y
Post-16 compliant	N

Budgets			
Year	Available Delegated Resources £	Surplus/Deficit £	Surplus/Deficit %
2017/18	1,287,923	-1,293,696	-100.45%
2018/19	770,577	-1,743,371	-226.24%
2019/20	536,828	-2,069,627	-385.53%

KEY TO SYMBOLS & TEXT USED IN DATA ABOVE	
Symbol/Text	Definition
*	Relates to fewer than 5 cases
#	Means that a figure greater than or equal to 5 had been treated to prevent disclosure of a small number elsewhere
-	School not open in this academic year or closed in the previous academic year so data could not be collected and validated post exams
n/a	Not applicable, no pupils in the relevant year of study
JH	Junior High School, no year 12 or post-16 pupils

Post-Primary School Annual Area Profile 2021

DE Ref No	School Name	Status	Council Area
5250216	Brownlow Integrated College	Controlled Integrated	ARMAGH CITY, BANBRIDGE AND CRAIGAVON

Annual Census Information				
Year	Total pupils Y8-Y12	6 th Form	Total Enrolment	Pupils in IMU
2017/18	285	0	285	0
2018/19	315	0	315	0
2019/20	356	0	356	0
2020/21	404	0	404	0
Approved Enrolment Number				450
Approved Admissions Number				90
Year 8 Pupils 2020/21				86
First Preference Applications 2020/21				77
% FSME				41.6%

Educational Achievements				
Year	5+ GCSE A*-C % of year 12 pupils achieving 5+ GCSEs grades A*-C (including equivalents)	5+ GCSE A*-C inc English & Maths % of year 12 pupils achieving 5+ GCSEs grades A*-C (including equivalents) Including English and Maths	3+ A Levels A*-C % of pupils achieving 3+ A Level grades A*-C (including equivalents)	2+ A Levels A*-E % of pupils achieving 2+ A Level grades A*-E (including equivalents)
2017/18	30.5	16.9	n/a	n/a
2018/19	58.1	27.9	n/a	n/a
2019/20	Not available	Not available	Not available	Not available
In formal intervention any period 1 April 2020-31 March 2021				

EF Compliant	
Key Stage 4 compliant	Y
Post-16 compliant	No Sixth Form

Budgets			
Year	Available Delegated Resources £	Surplus/Deficit £	Surplus/Deficit %
2017/18	527,205	-1,223,400	-232.05%
2018/19	303,245	-1,470,684	-484.98%
2019/20	281,784	-1,568,566	-556.66%

KEY TO SYMBOLS & TEXT USED IN DATA ABOVE	
Symbol/Text	Definition
*	Relates to fewer than 5 cases
#	Means that a figure greater than or equal to 5 had been treated to prevent disclosure of a small number elsewhere
-	School not open in this academic year or closed in the previous academic year so data could not be collected and validated post exams
n/a	Not applicable, no pupils in the relevant year of study
JH	Junior High School, no year 12 or post-16 pupils

Post-Primary School Annual Area Profile 2021

DE Ref No	School Name	Status	Council Area
5210121	City of Armagh High School	Controlled	ARMAGH CITY, BANBRIDGE AND CRAIGAVON

Annual Census Information				
Year	Total pupils Y8-Y12	6 th Form	Total Enrolment	Pupils in IMU
2017/18	340	0	340	0
2018/19	347	0	347	0
2019/20	337	0	337	0
2020/21	350	0	350	0
Approved Enrolment Number				650
Approved Admissions Number				115
Year 8 Pupils 2020/21				63
First Preference Applications 2020/21				49
% FSME				29.1%

Educational Achievements				
Year	5+ GCSE A*-C % of year 12 pupils achieving 5+ GCSEs grades A*-C (including equivalents)	5+ GCSE A*-C inc English & Maths % of year 12 pupils achieving 5+ GCSEs grades A*-C (including equivalents) Including English and Maths	3+ A Levels A*-C % of pupils achieving 3+ A Level grades A*-C (including equivalents)	2+ A Levels A*-E % of pupils achieving 2+ A Level grades A*-E (including equivalents)
2017/18	56.0	32.0	n/a	n/a
2018/19	61.1	38.9	n/a	n/a
2019/20	Not available	Not available	Not available	Not available
In formal intervention any period 1 April 2020-31 March 2021				

EF Compliant	
Key Stage 4 compliant	Y
Post-16 compliant	No Sixth Form

Budgets			
Year	Available Delegated Resources £	Surplus/Deficit £	Surplus/Deficit %
2017/18	265,168	-1,392,893	-525.29%
2018/19	280,697	-1,380,482	-491.81%
2019/20	362,472	-1,412,676	-389.73%

KEY TO SYMBOLS & TEXT USED IN DATA ABOVE	
Symbol/Text	Definition
*	Relates to fewer than 5 cases
#	Means that a figure greater than or equal to 5 had been treated to prevent disclosure of a small number elsewhere
-	School not open in this academic year or closed in the previous academic year so data could not be collected and validated post exams
n/a	Not applicable, no pupils in the relevant year of study
JH	Junior High School, no year 12 or post-16 pupils

Post-Primary School Annual Area Profile 2021

DE Ref No	School Name	Status	Council Area
5210043	Clounagh Junior High School	Controlled	ARMAGH CITY, BANBRIDGE AND CRAIGAVON

Annual Census Information				
Year	Total pupils Y8-Y12	6 th Form	Total Enrolment	Pupils in IMU
2017/18	636	0	636	0
2018/19	668	0	668	0
2019/20	699	1	700	0
2020/21	700	0	700	0
Approved Enrolment Number				660
Approved Admissions Number				220
Year 8 Pupils 2020/21				231
First Preference Applications 2020/21				210
% FSME				30.1%

Educational Achievements				
Year	5+ GCSE A*-C % of year 12 pupils achieving 5+ GCSEs grades A*-C (including equivalents)	5+ GCSE A*-C inc English & Maths % of year 12 pupils achieving 5+ GCSEs grades A*-C (including equivalents) Including English and Maths	3+ A Levels A*-C % of pupils achieving 3+ A Level grades A*-C (including equivalents)	2+ A Levels A*-E % of pupils achieving 2+ A Level grades A*-E (including equivalents)
2017/18	JH	JH	JH	JH
2018/19	JH	JH	JH	JH
2019/20	Not available	Not available	Not available	Not available
In formal intervention any period 1 April 2020-31 March 2021				

EF Compliant	
Key Stage 4 compliant	
Post-16 compliant	

Budgets			
Year	Available Delegated Resources £	Surplus/Deficit £	Surplus/Deficit %
2017/18	2,550,796	93,340	3.66%
2018/19	2,598,456	16,248	0.63%
2019/20	2,762,284	4,802	0.17%

KEY TO SYMBOLS & TEXT USED IN DATA ABOVE	
Symbol/Text	Definition
*	Relates to fewer than 5 cases
#	Means that a figure greater than or equal to 5 had been treated to prevent disclosure of a small number elsewhere
-	School not open in this academic year or closed in the previous academic year so data could not be collected and validated post exams
n/a	Not applicable, no pupils in the relevant year of study
JH	Junior High School, no year 12 or post-16 pupils

Post-Primary School Annual Area Profile 2021

DE Ref No	School Name	Status	Council Area
5210282	Craigavon Senior High School	Controlled	ARMAGH CITY, BANBRIDGE AND CRAIGAVON

Annual Census Information				
Year	Total pupils Y8-Y12	6 th Form	Total Enrolment	Pupils in IMU
2017/18	579	0	579	0
2018/19	620	0	620	0
2019/20	611	0	611	0
2020/21	643	0	643	0
Approved Enrolment Number				620
Approved Admissions Number				325
Year 8 Pupils 2020/21				0
First Preference Applications 2020/21				
% FSME				28.9%

Educational Achievements				
Year	5+ GCSE A*-C % of year 12 pupils achieving 5+ GCSEs grades A*-C (including equivalents)	5+ GCSE A*-C inc English & Maths % of year 12 pupils achieving 5+ GCSEs grades A*-C (including equivalents) Including English and Maths	3+ A Levels A*-C % of pupils achieving 3+ A Level grades A*-C (including equivalents)	2+ A Levels A*-E % of pupils achieving 2+ A Level grades A*-E (including equivalents)
2017/18	42.7	27.0	n/a	n/a
2018/19	63.7	37.0	n/a	n/a
2019/20	Not available	Not available	Not available	Not available
In formal intervention any period 1 April 2020-31 March 2021				

EF Compliant	
Key Stage 4 compliant	Y
Post-16 compliant	No Sixth Form

Budgets			
Year	Available Delegated Resources £	Surplus/Deficit £	Surplus/Deficit %
2017/18	2,034,801	-1,282,544	-63.03%
2018/19	1,603,033	-1,682,664	-104.97%
2019/20	1,362,373	-2,149,083	-157.75%

KEY TO SYMBOLS & TEXT USED IN DATA ABOVE	
Symbol/Text	Definition
*	Relates to fewer than 5 cases
#	Means that a figure greater than or equal to 5 had been treated to prevent disclosure of a small number elsewhere
-	School not open in this academic year or closed in the previous academic year so data could not be collected and validated post exams
n/a	Not applicable, no pupils in the relevant year of study
JH	Junior High School, no year 12 or post-16 pupils

Post-Primary School Annual Area Profile 2021

DE Ref No	School Name	Status	Council Area
5210064	Dromore High School	Controlled	ARMAGH CITY, BANBRIDGE AND CRAIGAVON

Annual Census Information				
Year	Total pupils Y8-Y12	6 th Form	Total Enrolment	Pupils in IMU
2017/18	795	174	969	0
2018/19	789	182	971	0
2019/20	810	188	998	0
2020/21	808	208	1016	0
Approved Enrolment Number				850
Approved Admissions Number				148
Year 8 Pupils 2020/21				160
First Preference Applications 2020/21				180
% FSME				13.9%

Educational Achievements				
Year	5+ GCSE A*-C % of year 12 pupils achieving 5+ GCSEs grades A*-C (including equivalents)	5+ GCSE A*-C inc English & Maths % of year 12 pupils achieving 5+ GCSEs grades A*-C (including equivalents) Including English and Maths	3+ A Levels A*-C % of pupils achieving 3+ A Level grades A*-C (including equivalents)	2+ A Levels A*-E % of pupils achieving 2+ A Level grades A*-E (including equivalents)
2017/18	72.5	57.7	65.4	100.0
2018/19	66.0	54.4	80.0	100.0
2019/20	Not available	Not available	Not available	Not available
In formal intervention any period 1 April 2020-31 March 2021				

EF Compliant	
Key Stage 4 compliant	Y
Post-16 compliant	Y

Budgets			
Year	Available Delegated Resources £	Surplus/Deficit £	Surplus/Deficit %
2017/18	4,490,839	427,946	9.53%
2018/19	4,377,745	107,990	2.47%
2019/20	4,313,344	-50,265	-1.17%

KEY TO SYMBOLS & TEXT USED IN DATA ABOVE	
Symbol/Text	Definition
*	Relates to fewer than 5 cases
#	Means that a figure greater than or equal to 5 had been treated to prevent disclosure of a small number elsewhere
-	School not open in this academic year or closed in the previous academic year so data could not be collected and validated post exams
n/a	Not applicable, no pupils in the relevant year of study
JH	Junior High School, no year 12 or post-16 pupils

Post-Primary School Annual Area Profile 2021

DE Ref No	School Name	Status	Council Area
5230256	Drumcree College (closed August 2017)	Catholic Maintained	ARMAGH CITY, BANBRIDGE AND CRAIGAVON

Annual Census Information				
Year	Total pupils Y8-Y12	6 th Form	Total Enrolment	Pupils in IMU
2017/18	-	-	-	-
2018/19	-	-	-	-
2019/20	-	-	-	-
2020/21	-	-	-	-
Approved Enrolment Number				#N/A
Approved Admissions Number				-
Year 8 Pupils 2020/21				-
First Preference Applications 2020/21				-
% FSME				-

Educational Achievements				
Year	5+ GCSE A*-C % of year 12 pupils achieving 5+ GCSEs grades A*-C (including equivalents)	5+ GCSE A*-C inc English & Maths % of year 12 pupils achieving 5+ GCSEs grades A*-C (including equivalents) Including English and Maths	3+ A Levels A*-C % of pupils achieving 3+ A Level grades A*-C (including equivalents)	2+ A Levels A*-E % of pupils achieving 2+ A Level grades A*-E (including equivalents)
2017/18	-	-	-	-
2018/19	-	-	-	-
2019/20	Not available	Not available	Not available	Not available
In formal intervention any period 1 April 2020-31 March 2021				

EF Compliant	
Key Stage 4 compliant	
Post-16 compliant	

Budgets			
Year	Available Delegated Resources £	Surplus/Deficit £	Surplus/Deficit %
2017/18	-1,223,467	-1,781,491	-145.61%
2018/19			
2019/20			

KEY TO SYMBOLS & TEXT USED IN DATA ABOVE	
Symbol/Text	Definition
*	Relates to fewer than 5 cases
#	Means that a figure greater than or equal to 5 had been treated to prevent disclosure of a small number elsewhere
-	School not open in this academic year or closed in the previous academic year so data could not be collected and validated post exams
n/a	Not applicable, no pupils in the relevant year of study
JH	Junior High School, no year 12 or post-16 pupils

Post-Primary School Annual Area Profile 2021

DE Ref No	School Name	Status	Council Area
5210054	Killicomaine Junior High School	Controlled	ARMAGH CITY, BANBRIDGE AND CRAIGAVON

Annual Census Information				
Year	Total pupils Y8-Y12	6 th Form	Total Enrolment	Pupils in IMU
2017/18	543	0	543	0
2018/19	555	0	555	0
2019/20	625	0	625	0
2020/21	622	0	622	0
Approved Enrolment Number				680
Approved Admissions Number				227
Year 8 Pupils 2020/21				184
First Preference Applications 2020/21				176
% FSME				15.6%

Educational Achievements				
Year	5+ GCSE A*-C % of year 12 pupils achieving 5+ GCSEs grades A*-C (including equivalents)	5+ GCSE A*-C inc English & Maths % of year 12 pupils achieving 5+ GCSEs grades A*-C (including equivalents) Including English and Maths	3+ A Levels A*-C % of pupils achieving 3+ A Level grades A*-C (including equivalents)	2+ A Levels A*-E % of pupils achieving 2+ A Level grades A*-E (including equivalents)
2017/18	JH	JH	JH	JH
2018/19	JH	JH	JH	JH
2019/20	Not available	Not available	Not available	Not available
In formal intervention any period 1 April 2020-31 March 2021				

EF Compliant	
Key Stage 4 compliant	
Post-16 compliant	

Budgets			
Year	Available Delegated Resources £	Surplus/Deficit £	Surplus/Deficit %
2017/18	2,069,035	144,434	6.98%
2018/19	2,282,638	239,900	10.51%
2019/20	2,538,751	154,332	6.08%

KEY TO SYMBOLS & TEXT USED IN DATA ABOVE	
Symbol/Text	Definition
*	Relates to fewer than 5 cases
#	Means that a figure greater than or equal to 5 had been treated to prevent disclosure of a small number elsewhere
-	School not open in this academic year or closed in the previous academic year so data could not be collected and validated post exams
n/a	Not applicable, no pupils in the relevant year of study
JH	Junior High School, no year 12 or post-16 pupils

Post-Primary School Annual Area Profile 2021

DE Ref No	School Name	Status	Council Area
5230213	Lismore Comprehensive School	Catholic Maintained	ARMAGH CITY, BANBRIDGE AND CRAIGAVON

Annual Census Information				
Year	Total pupils Y8-Y12	6 th Form	Total Enrolment	Pupils in IMU
2017/18	979	163	1142	0
2018/19	1005	184	1189	0
2019/20	1010	184	1194	0
2020/21	1005	190	1195	0
Approved Enrolment Number				1200
Approved Admissions Number				210
Year 8 Pupils 2020/21				199
First Preference Applications 2020/21				177
% FSME				32.6%

Educational Achievements				
Year	5+ GCSE A*-C % of year 12 pupils achieving 5+ GCSEs grades A*-C (including equivalents)	5+ GCSE A*-C inc English & Maths % of year 12 pupils achieving 5+ GCSEs grades A*-C (including equivalents) Including English and Maths	3+ A Levels A*-C % of pupils achieving 3+ A Level grades A*-C (including equivalents)	2+ A Levels A*-E % of pupils achieving 2+ A Level grades A*-E (including equivalents)
2017/18	72.4	40.5	62.7	100.0
2018/19	76.4	51.3	47.7	95.4
2019/20	Not available	Not available	Not available	Not available
In formal intervention any period 1 April 2020-31 March 2021				

EF Compliant	
Key Stage 4 compliant	Y
Post-16 compliant	Y

Budgets			
Year	Available Delegated Resources £	Surplus/Deficit £	Surplus/Deficit %
2017/18	4,596,357	-405,282	-8.82%
2018/19	4,615,787	-464,661	-10.07%
2019/20	4,914,794	-354,228	-7.21%

KEY TO SYMBOLS & TEXT USED IN DATA ABOVE	
Symbol/Text	Definition
*	Relates to fewer than 5 cases
#	Means that a figure greater than or equal to 5 had been treated to prevent disclosure of a small number elsewhere
-	School not open in this academic year or closed in the previous academic year so data could not be collected and validated post exams
n/a	Not applicable, no pupils in the relevant year of study
JH	Junior High School, no year 12 or post-16 pupils

Post-Primary School Annual Area Profile 2021

DE Ref No	School Name	Status	Council Area
5410057	Lurgan College	Controlled	ARMAGH CITY, BANBRIDGE AND CRAIGAVON

Annual Census Information				
Year	Total pupils Y8-Y12	6 th Form	Total Enrolment	Pupils in IMU
2017/18	238	217	455	0
2018/19	236	214	450	0
2019/20	234	196	430	0
2020/21	244	220	464	0
Approved Enrolment Number				440
Approved Admissions Number				125
Year 8 Pupils 2020/21				0
First Preference Applications 2020/21				
% FSME				10.6%

Educational Achievements				
Year	5+ GCSE A*-C % of year 12 pupils achieving 5+ GCSEs grades A*-C (including equivalents)	5+ GCSE A*-C inc English & Maths % of year 12 pupils achieving 5+ GCSEs grades A*-C (including equivalents) Including English and Maths	3+ A Levels A*-C % of pupils achieving 3+ A Level grades A*-C (including equivalents)	2+ A Levels A*-E % of pupils achieving 2+ A Level grades A*-E (including equivalents)
2017/18	97.3	91.2	73.5	98.0
2018/19	96.5	91.3	85.8	100.0
2019/20	Not available	Not available	Not available	Not available
In formal intervention any period 1 April 2020-31 March 2021				

EF Compliant	
Key Stage 4 compliant	Y
Post-16 compliant	Y

Budgets			
Year	Available Delegated Resources £	Surplus/Deficit £	Surplus/Deficit %
2017/18	2,297,186	128,348	5.59%
2018/19	2,235,848	148,530	6.64%
2019/20	2,334,942	158,889	6.80%

KEY TO SYMBOLS & TEXT USED IN DATA ABOVE	
Symbol/Text	Definition
*	Relates to fewer than 5 cases
#	Means that a figure greater than or equal to 5 had been treated to prevent disclosure of a small number elsewhere
-	School not open in this academic year or closed in the previous academic year so data could not be collected and validated post exams
n/a	Not applicable, no pupils in the relevant year of study
JH	Junior High School, no year 12 or post-16 pupils

Post-Primary School Annual Area Profile 2021

DE Ref No	School Name	Status	Council Area
5210271	Lurgan Junior High	Controlled	ARMAGH CITY, BANBRIDGE AND CRAIGAVON

Annual Census Information				
Year	Total pupils Y8-Y12	6 th Form	Total Enrolment	Pupils in IMU
2017/18	712	0	712	0
2018/19	748	0	748	0
2019/20	728	0	728	0
2020/21	734	0	734	0
Approved Enrolment Number				750
Approved Admissions Number				250
Year 8 Pupils 2020/21				256
First Preference Applications 2020/21				229
% FSME				19.2%

Educational Achievements				
Year	5+ GCSE A*-C % of year 12 pupils achieving 5+ GCSEs grades A*-C (including equivalents)	5+ GCSE A*-C inc English & Maths % of year 12 pupils achieving 5+ GCSEs grades A*-C (including equivalents) Including English and Maths	3+ A Levels A*-C % of pupils achieving 3+ A Level grades A*-C (including equivalents)	2+ A Levels A*-E % of pupils achieving 2+ A Level grades A*-E (including equivalents)
2017/18	JH	JH	JH	JH
2018/19	JH	JH	JH	JH
2019/20	Not available	Not available	Not available	Not available
In formal intervention any period 1 April 2020-31 March 2021				

EF Compliant	
Key Stage 4 compliant	
Post-16 compliant	

Budgets			
Year	Available Delegated Resources £	Surplus/Deficit £	Surplus/Deficit %
2017/18	2,674,812	53,619	2.00%
2018/19	2,883,110	42,552	1.48%
2019/20	3,175,547	175,365	5.52%

KEY TO SYMBOLS & TEXT USED IN DATA ABOVE	
Symbol/Text	Definition
*	Relates to fewer than 5 cases
#	Means that a figure greater than or equal to 5 had been treated to prevent disclosure of a small number elsewhere
-	School not open in this academic year or closed in the previous academic year so data could not be collected and validated post exams
n/a	Not applicable, no pupils in the relevant year of study
JH	Junior High School, no year 12 or post-16 pupils

Post-Primary School Annual Area Profile 2021

DE Ref No	School Name	Status	Council Area
5210083	Markethill High School	Controlled	ARMAGH CITY, BANBRIDGE AND CRAIGAVON

Annual Census Information				
Year	Total pupils Y8-Y12	6 th Form	Total Enrolment	Pupils in IMU
2017/18	524	0	524	0
2018/19	517	0	517	0
2019/20	515	0	515	0
2020/21	513	0	513	0
Approved Enrolment Number				465
Approved Admissions Number				93
Year 8 Pupils 2020/21				103
First Preference Applications 2020/21				114
% FSME				22.4%

Educational Achievements				
Year	5+ GCSE A*-C % of year 12 pupils achieving 5+ GCSEs grades A*-C (including equivalents)	5+ GCSE A*-C inc English & Maths % of year 12 pupils achieving 5+ GCSEs grades A*-C (including equivalents) Including English and Maths	3+ A Levels A*-C % of pupils achieving 3+ A Level grades A*-C (including equivalents)	2+ A Levels A*-E % of pupils achieving 2+ A Level grades A*-E (including equivalents)
2017/18	88.9	67.8	n/a	n/a
2018/19	89.2	78.5	n/a	n/a
2019/20	Not available	Not available	Not available	Not available
In formal intervention any period 1 April 2020-31 March 2021				

EF Compliant	
Key Stage 4 compliant	Y
Post-16 compliant	No Sixth Form

Budgets			
Year	Available Delegated Resources £	Surplus/Deficit £	Surplus/Deficit %
2017/18	2,049,517	-56,787	-2.77%
2018/19	2,064,647	-94,376	-4.57%
2019/20	2,094,332	-152,156	-7.27%

KEY TO SYMBOLS & TEXT USED IN DATA ABOVE	
Symbol/Text	Definition
*	Relates to fewer than 5 cases
#	Means that a figure greater than or equal to 5 had been treated to prevent disclosure of a small number elsewhere
-	School not open in this academic year or closed in the previous academic year so data could not be collected and validated post exams
n/a	Not applicable, no pupils in the relevant year of study
JH	Junior High School, no year 12 or post-16 pupils

Post-Primary School Annual Area Profile 2021

DE Ref No	School Name	Status	Council Area
5260285	New-Bridge Integrated College	GMI	ARMAGH CITY, BANBRIDGE AND CRAIGAVON

Annual Census Information				
Year	Total pupils Y8-Y12	6 th Form	Total Enrolment	Pupils in IMU
2017/18	527	88	615	0
2018/19	523	77	600	0
2019/20	522	89	611	0
2020/21	525	111	636	0
Approved Enrolment Number				610
Approved Admissions Number				100
Year 8 Pupils 2020/21				95
First Preference Applications 2020/21				84
% FSME				24.1%

Educational Achievements				
Year	5+ GCSE A*-C % of year 12 pupils achieving 5+ GCSEs grades A*-C (including equivalents)	5+ GCSE A*-C inc English & Maths % of year 12 pupils achieving 5+ GCSEs grades A*-C (including equivalents) Including English and Maths	3+ A Levels A*-C % of pupils achieving 3+ A Level grades A*-C (including equivalents)	2+ A Levels A*-E % of pupils achieving 2+ A Level grades A*-E (including equivalents)
2017/18	89.0	62.6	77.1	97.1
2018/19	87.1	71.0	44.1	94.1
2019/20	Not available	Not available	Not available	Not available
In formal intervention any period 1 April 2020-31 March 2021				

EF Compliant	
Key Stage 4 compliant	Y
Post-16 compliant	N

Budgets			
Year	Available Delegated Resources £	Surplus/Deficit £	Surplus/Deficit %
2017/18			
2018/19			
2019/20			

KEY TO SYMBOLS & TEXT USED IN DATA ABOVE	
Symbol/Text	Definition
*	Relates to fewer than 5 cases
#	Means that a figure greater than or equal to 5 had been treated to prevent disclosure of a small number elsewhere
-	School not open in this academic year or closed in the previous academic year so data could not be collected and validated post exams
n/a	Not applicable, no pupils in the relevant year of study
JH	Junior High School, no year 12 or post-16 pupils

Post-Primary School Annual Area Profile 2021

DE Ref No	School Name	Status	Council Area
5410067	Portadown College	Controlled	ARMAGH CITY, BANBRIDGE AND CRAIGAVON

Annual Census Information				
Year	Total pupils Y8-Y12	6 th Form	Total Enrolment	Pupils in IMU
2017/18	412	332	744	0
2018/19	414	314	728	0
2019/20	423	341	764	0
2020/21	432	371	803	0
Approved Enrolment Number				780
Approved Admissions Number				220
Year 8 Pupils 2020/21				0
First Preference Applications 2020/21				
% FSME				9.5%

Educational Achievements				
Year	5+ GCSE A*-C % of year 12 pupils achieving 5+ GCSEs grades A*-C (including equivalents)	5+ GCSE A*-C inc English & Maths % of year 12 pupils achieving 5+ GCSEs grades A*-C (including equivalents) Including English and Maths	3+ A Levels A*-C % of pupils achieving 3+ A Level grades A*-C (including equivalents)	2+ A Levels A*-E % of pupils achieving 2+ A Level grades A*-E (including equivalents)
2017/18	97.6	95.1	78.1	100.0
2018/19	99.0	99.0	89.3	100.0
2019/20	Not available	Not available	Not available	Not available
In formal intervention any period 1 April 2020-31 March 2021				

EF Compliant	
Key Stage 4 compliant	Y
Post-16 compliant	Y

Budgets			
Year	Available Delegated Resources £	Surplus/Deficit £	Surplus/Deficit %
2017/18	3,824,555	163,807	4.28%
2018/19	3,475,437	-126,215	-3.63%
2019/20	3,353,300	-314,401	-9.38%

KEY TO SYMBOLS & TEXT USED IN DATA ABOVE	
Symbol/Text	Definition
*	Relates to fewer than 5 cases
#	Means that a figure greater than or equal to 5 had been treated to prevent disclosure of a small number elsewhere
-	School not open in this academic year or closed in the previous academic year so data could not be collected and validated post exams
n/a	Not applicable, no pupils in the relevant year of study
JH	Junior High School, no year 12 or post-16 pupils

Post-Primary School Annual Area Profile 2021

DE Ref No	School Name	Status	Council Area
5210127	Rathfriland High School	Controlled	ARMAGH CITY, BANBRIDGE AND CRAIGAVON

Annual Census Information				
Year	Total pupils Y8-Y12	6 th Form	Total Enrolment	Pupils in IMU
2017/18	314	0	314	0
2018/19	340	0	340	0
2019/20	344	0	344	0
2020/21	360	0	360	0
Approved Enrolment Number				330
Approved Admissions Number				66
Year 8 Pupils 2020/21				87
First Preference Applications 2020/21				78
% FSME				22.2%

Educational Achievements				
Year	5+ GCSE A*-C % of year 12 pupils achieving 5+ GCSEs grades A*-C (including equivalents)	5+ GCSE A*-C inc English & Maths % of year 12 pupils achieving 5+ GCSEs grades A*-C (including equivalents) Including English and Maths	3+ A Levels A*-C % of pupils achieving 3+ A Level grades A*-C (including equivalents)	2+ A Levels A*-E % of pupils achieving 2+ A Level grades A*-E (including equivalents)
2017/18	79.5	70.5	n/a	n/a
2018/19	92.9	64.3	n/a	n/a
2019/20	Not available	Not available	Not available	Not available
In formal intervention any period 1 April 2020-31 March 2021				

EF Compliant	
Key Stage 4 compliant	Y
Post-16 compliant	No Sixth Form

Budgets			
Year	Available Delegated Resources £	Surplus/Deficit £	Surplus/Deficit %
2017/18	1,639,409	182,172	11.11%
2018/19	1,538,113	67,264	4.37%
2019/20	1,594,043	-24,236	-1.52%

KEY TO SYMBOLS & TEXT USED IN DATA ABOVE	
Symbol/Text	Definition
*	Relates to fewer than 5 cases
#	Means that a figure greater than or equal to 5 had been treated to prevent disclosure of a small number elsewhere
-	School not open in this academic year or closed in the previous academic year so data could not be collected and validated post exams
n/a	Not applicable, no pupils in the relevant year of study
JH	Junior High School, no year 12 or post-16 pupils

Post-Primary School Annual Area Profile 2021

DE Ref No	School Name	Status	Council Area
5230218	St Catherine's College	Catholic Maintained	ARMAGH CITY, BANBRIDGE AND CRAIGAVON

Annual Census Information				
Year	Total pupils Y8-Y12	6 th Form	Total Enrolment	Pupils in IMU
2017/18	851	253	1104	135
2018/19	844	242	1086	143
2019/20	866	243	1109	144
2020/21	898	233	1131	194
Approved Enrolment Number				1072
Approved Admissions Number				155
Year 8 Pupils 2020/21				205
First Preference Applications 2020/21				210
% FSME				24.0%

Educational Achievements				
Year	5+ GCSE A*-C % of year 12 pupils achieving 5+ GCSEs grades A*-C (including equivalents)	5+ GCSE A*-C inc English & Maths % of year 12 pupils achieving 5+ GCSEs grades A*-C (including equivalents) Including English and Maths	3+ A Levels A*-C % of pupils achieving 3+ A Level grades A*-C (including equivalents)	2+ A Levels A*-E % of pupils achieving 2+ A Level grades A*-E (including equivalents)
2017/18	95.2	84.4	76.8	96.8
2018/19	94.5	75.2	79.6	98.1
2019/20	Not available	Not available	Not available	Not available
In formal intervention any period 1 April 2020-31 March 2021				

EF Compliant	
Key Stage 4 compliant	Y
Post-16 compliant	Y

Budgets			
Year	Available Delegated Resources £	Surplus/Deficit £	Surplus/Deficit %
2017/18	5,117,721	-209,586	-4.10%
2018/19	4,656,033	-188,576	-4.05%
2019/20	4,901,469	-131,525	-2.68%

KEY TO SYMBOLS & TEXT USED IN DATA ABOVE	
Symbol/Text	Definition
*	Relates to fewer than 5 cases
#	Means that a figure greater than or equal to 5 had been treated to prevent disclosure of a small number elsewhere
-	School not open in this academic year or closed in the previous academic year so data could not be collected and validated post exams
n/a	Not applicable, no pupils in the relevant year of study
JH	Junior High School, no year 12 or post-16 pupils

Post-Primary School Annual Area Profile 2021

DE Ref No	School Name	Status	Council Area
5230321	St John The Baptist College (opened September 2017)	Catholic Maintained	ARMAGH CITY, BANBRIDGE AND CRAIGAVON

Annual Census Information				
Year	Total pupils Y8-Y12	6 th Form	Total Enrolment	Pupils in IMU
2017/18	170	0	170	0
2018/19	217	0	217	0
2019/20	269	0	269	0
2020/21	371	0	371	0
Approved Enrolment Number				300
Approved Admissions Number				100
Year 8 Pupils 2020/21				94
First Preference Applications 2020/21				84
% FSME				41.5%

Educational Achievements				
Year	5+ GCSE A*-C % of year 12 pupils achieving 5+ GCSEs grades A*-C (including equivalents)	5+ GCSE A*-C inc English & Maths % of year 12 pupils achieving 5+ GCSEs grades A*-C (including equivalents) Including English and Maths	3+ A Levels A*-C % of pupils achieving 3+ A Level grades A*-C (including equivalents)	2+ A Levels A*-E % of pupils achieving 2+ A Level grades A*-E (including equivalents)
2017/18	n/a	n/a	n/a	n/a
2018/19	n/a	n/a	n/a	n/a
2019/20	Not available	Not available	Not available	Not available
In formal intervention any period 1 April 2020-31 March 2021				

EF Compliant	
Key Stage 4 compliant	
Post-16 compliant	

Budgets			
Year	Available Delegated Resources £	Surplus/Deficit £	Surplus/Deficit %
2017/18	615,561	106,622	17.32%
2018/19	1,224,392	93,371	7.63%
2019/20	1,461,787	85,146	5.82%

KEY TO SYMBOLS & TEXT USED IN DATA ABOVE	
Symbol/Text	Definition
*	Relates to fewer than 5 cases
#	Means that a figure greater than or equal to 5 had been treated to prevent disclosure of a small number elsewhere
-	School not open in this academic year or closed in the previous academic year so data could not be collected and validated post exams
n/a	Not applicable, no pupils in the relevant year of study
JH	Junior High School, no year 12 or post-16 pupils

Post-Primary School Annual Area Profile 2021

DE Ref No	School Name	Status	Council Area
5230076	St Patrick's College, Banbridge	Catholic Maintained	ARMAGH CITY, BANBRIDGE AND CRAIGAVON

Annual Census Information				
Year	Total pupils Y8-Y12	6 th Form	Total Enrolment	Pupils in IMU
2017/18	360	27	387	0
2018/19	426	18	444	0
2019/20	476	11	487	0
2020/21	511	27	538	0
Approved Enrolment Number				570
Approved Admissions Number				125
Year 8 Pupils 2020/21				118
First Preference Applications 2020/21				96
% FSME				34.9%

Educational Achievements				
Year	5+ GCSE A*-C % of year 12 pupils achieving 5+ GCSEs grades A*-C (including equivalents)	5+ GCSE A*-C inc English & Maths % of year 12 pupils achieving 5+ GCSEs grades A*-C (including equivalents) Including English and Maths	3+ A Levels A*-C % of pupils achieving 3+ A Level grades A*-C (including equivalents)	2+ A Levels A*-E % of pupils achieving 2+ A Level grades A*-E (including equivalents)
2017/18	96.9	62.5	62.5	100.0
2018/19	100.0	58.7	*	*
2019/20	Not available	Not available	Not available	Not available
In formal intervention any period 1 April 2020-31 March 2021				

EF Compliant	
Key Stage 4 compliant	Y
Post-16 compliant	Y

Budgets			
Year	Available Delegated Resources £	Surplus/Deficit £	Surplus/Deficit %
2017/18	1,644,412	-8,716	-0.53%
2018/19	1,784,754	-29,959	-1.68%
2019/20	2,026,767	-129,746	-6.40%

KEY TO SYMBOLS & TEXT USED IN DATA ABOVE	
Symbol/Text	Definition
*	Relates to fewer than 5 cases
#	Means that a figure greater than or equal to 5 had been treated to prevent disclosure of a small number elsewhere
-	School not open in this academic year or closed in the previous academic year so data could not be collected and validated post exams
n/a	Not applicable, no pupils in the relevant year of study
JH	Junior High School, no year 12 or post-16 pupils

Post-Primary School Annual Area Profile 2021

DE Ref No	School Name	Status	Council Area
5420268	St Patrick's Grammar School, Armagh	Voluntary	ARMAGH CITY, BANBRIDGE AND CRAIGAVON

Annual Census Information				
Year	Total pupils Y8-Y12	6 th Form	Total Enrolment	Pupils in IMU
2017/18	733	234	967	0
2018/19	731	210	941	0
2019/20	737	192	929	0
2020/21	729	184	913	0
Approved Enrolment Number				1240
Approved Admissions Number				180
Year 8 Pupils 2020/21				133
First Preference Applications 2020/21				121
% FSME				23.4%

Educational Achievements				
Year	5+ GCSE A*-C % of year 12 pupils achieving 5+ GCSEs grades A*-C (including equivalents)	5+ GCSE A*-C inc English & Maths % of year 12 pupils achieving 5+ GCSEs grades A*-C (including equivalents) Including English and Maths	3+ A Levels A*-C % of pupils achieving 3+ A Level grades A*-C (including equivalents)	2+ A Levels A*-E % of pupils achieving 2+ A Level grades A*-E (including equivalents)
2017/18	76.9	72.8	44.4	93.9
2018/19	76.6	67.6	61.0	96.3
2019/20	Not available	Not available	Not available	Not available
In formal intervention any period 1 April 2020-31 March 2021				

EF Compliant	
Key Stage 4 compliant	Y
Post-16 compliant	Y

Budgets			
Year	Available Delegated Resources £	Surplus/Deficit £	Surplus/Deficit %
2017/18			
2018/19			
2019/20			

KEY TO SYMBOLS & TEXT USED IN DATA ABOVE	
Symbol/Text	Definition
*	Relates to fewer than 5 cases
#	Means that a figure greater than or equal to 5 had been treated to prevent disclosure of a small number elsewhere
-	School not open in this academic year or closed in the previous academic year so data could not be collected and validated post exams
n/a	Not applicable, no pupils in the relevant year of study
JH	Junior High School, no year 12 or post-16 pupils

Post-Primary School Annual Area Profile 2021

DE Ref No	School Name	Status	Council Area
5230187	St Patrick's High School, Keady	Catholic Maintained	ARMAGH CITY, BANBRIDGE AND CRAIGAVON

Annual Census Information				
Year	Total pupils Y8-Y12	6 th Form	Total Enrolment	Pupils in IMU
2017/18	814	218	1032	0
2018/19	810	233	1043	0
2019/20	804	220	1024	0
2020/21	836	177	1013	0
Approved Enrolment Number				1000
Approved Admissions Number				160
Year 8 Pupils 2020/21				173
First Preference Applications 2020/21				159
% FSME				24.7%

Educational Achievements				
Year	5+ GCSE A*-C % of year 12 pupils achieving 5+ GCSEs grades A*-C (including equivalents)	5+ GCSE A*-C inc English & Maths % of year 12 pupils achieving 5+ GCSEs grades A*-C (including equivalents) Including English and Maths	3+ A Levels A*-C % of pupils achieving 3+ A Level grades A*-C (including equivalents)	2+ A Levels A*-E % of pupils achieving 2+ A Level grades A*-E (including equivalents)
2017/18	82.0	65.2	54.4	92.2
2018/19	81.4	65.2	58.1	98.9
2019/20	Not available	Not available	Not available	Not available
In formal intervention any period 1 April 2020-31 March 2021				

EF Compliant	
Key Stage 4 compliant	Y
Post-16 compliant	Y

Budgets			
Year	Available Delegated Resources £	Surplus/Deficit £	Surplus/Deficit %
2017/18	4,375,959	41,596	0.95%
2018/19	4,382,526	-98,722	-2.25%
2019/20	4,502,312	-246,123	-5.47%

KEY TO SYMBOLS & TEXT USED IN DATA ABOVE	
Symbol/Text	Definition
*	Relates to fewer than 5 cases
#	Means that a figure greater than or equal to 5 had been treated to prevent disclosure of a small number elsewhere
-	School not open in this academic year or closed in the previous academic year so data could not be collected and validated post exams
n/a	Not applicable, no pupils in the relevant year of study
JH	Junior High School, no year 12 or post-16 pupils

Post-Primary School Annual Area Profile 2021

DE Ref No	School Name	Status	Council Area
5420314	St Ronan's College	Voluntary	ARMAGH CITY, BANBRIDGE AND CRAIGAVON

Annual Census Information				
Year	Total pupils Y8-Y12	6 th Form	Total Enrolment	Pupils in IMU
2017/18	1166	303	1469	0
2018/19	1215	326	1541	0
2019/20	1329	295	1624	0
2020/21	1379	294	1673	0
Approved Enrolment Number				1650
Approved Admissions Number				280
Year 8 Pupils 2020/21				259
First Preference Applications 2020/21				252
% FSME				24.0%

Educational Achievements				
Year	5+ GCSE A*-C % of year 12 pupils achieving 5+ GCSEs grades A*-C (including equivalents)	5+ GCSE A*-C inc English & Maths % of year 12 pupils achieving 5+ GCSEs grades A*-C (including equivalents) Including English and Maths	3+ A Levels A*-C % of pupils achieving 3+ A Level grades A*-C (including equivalents)	2+ A Levels A*-E % of pupils achieving 2+ A Level grades A*-E (including equivalents)
2017/18	74.0	65.0	51.8	98.5
2018/19	69.7	57.0	61.7	99.2
2019/20	Not available	Not available	Not available	Not available
In formal intervention any period 1 April 2020-31 March 2021				

EF Compliant	
Key Stage 4 compliant	Y
Post-16 compliant	Y

Budgets			
Year	Available Delegated Resources £	Surplus/Deficit £	Surplus/Deficit %
2017/18			
2018/19			
2019/20			

KEY TO SYMBOLS & TEXT USED IN DATA ABOVE	
Symbol/Text	Definition
*	Relates to fewer than 5 cases
#	Means that a figure greater than or equal to 5 had been treated to prevent disclosure of a small number elsewhere
-	School not open in this academic year or closed in the previous academic year so data could not be collected and validated post exams
n/a	Not applicable, no pupils in the relevant year of study
JH	Junior High School, no year 12 or post-16 pupils

Post-Primary School Annual Area Profile 2021

DE Ref No	School Name	Status	Council Area
5210143	Tandragee Junior High School	Controlled	ARMAGH CITY, BANBRIDGE AND CRAIGAVON

Annual Census Information				
Year	Total pupils Y8-Y12	6 th Form	Total Enrolment	Pupils in IMU
2017/18	287	0	287	0
2018/19	310	0	310	0
2019/20	311	0	311	0
2020/21	324	0	324	0
Approved Enrolment Number				320
Approved Admissions Number				105
Year 8 Pupils 2020/21				109
First Preference Applications 2020/21				106
% FSME				19.8%

Educational Achievements				
Year	5+ GCSE A*-C % of year 12 pupils achieving 5+ GCSEs grades A*-C (including equivalents)	5+ GCSE A*-C inc English & Maths % of year 12 pupils achieving 5+ GCSEs grades A*-C (including equivalents) Including English and Maths	3+ A Levels A*-C % of pupils achieving 3+ A Level grades A*-C (including equivalents)	2+ A Levels A*-E % of pupils achieving 2+ A Level grades A*-E (including equivalents)
2017/18	JH	JH	JH	JH
2018/19	JH	JH	JH	JH
2019/20	Not available	Not available	Not available	Not available
In formal intervention any period 1 April 2020-31 March 2021				

EF Compliant	
Key Stage 4 compliant	
Post-16 compliant	

Budgets			
Year	Available Delegated Resources £	Surplus/Deficit £	Surplus/Deficit %
2017/18	1,446,172	172,721	11.94%
2018/19	1,414,288	62,086	4.39%
2019/20	1,442,023	8,733	0.61%

KEY TO SYMBOLS & TEXT USED IN DATA ABOVE	
Symbol/Text	Definition
*	Relates to fewer than 5 cases
#	Means that a figure greater than or equal to 5 had been treated to prevent disclosure of a small number elsewhere
-	School not open in this academic year or closed in the previous academic year so data could not be collected and validated post exams
n/a	Not applicable, no pupils in the relevant year of study
JH	Junior High School, no year 12 or post-16 pupils

Post-Primary School Annual Area Profile 2021

DE Ref No	School Name	Status	Council Area
5420263	The Royal School Armagh	Voluntary	ARMAGH CITY, BANBRIDGE AND CRAIGAVON

Annual Census Information				
Year	Total pupils Y8-Y12	6 th Form	Total Enrolment	Pupils in IMU
2017/18	519	216	735	0
2018/19	526	221	747	0
2019/20	520	248	768	0
2020/21	528	264	792	0
Approved Enrolment Number				650
Approved Admissions Number				100
Year 8 Pupils 2020/21				104
First Preference Applications 2020/21				136
% FSME				6.6%

Educational Achievements				
Year	5+ GCSE A*-C % of year 12 pupils achieving 5+ GCSEs grades A*-C (including equivalents)	5+ GCSE A*-C inc English & Maths % of year 12 pupils achieving 5+ GCSEs grades A*-C (including equivalents) Including English and Maths	3+ A Levels A*-C % of pupils achieving 3+ A Level grades A*-C (including equivalents)	2+ A Levels A*-E % of pupils achieving 2+ A Level grades A*-E (including equivalents)
2017/18	97.1	97.1	73.6	98.1
2018/19	96.2	95.3	77.6	100.0
2019/20	Not available	Not available	Not available	Not available
In formal intervention any period 1 April 2020-31 March 2021				

EF Compliant	
Key Stage 4 compliant	Y
Post-16 compliant	Y

Budgets			
Year	Available Delegated Resources £	Surplus/Deficit £	Surplus/Deficit %
2017/18			
2018/19			
2019/20			

KEY TO SYMBOLS & TEXT USED IN DATA ABOVE	
Symbol/Text	Definition
*	Relates to fewer than 5 cases
#	Means that a figure greater than or equal to 5 had been treated to prevent disclosure of a small number elsewhere
-	School not open in this academic year or closed in the previous academic year so data could not be collected and validated post exams
n/a	Not applicable, no pupils in the relevant year of study
JH	Junior High School, no year 12 or post-16 pupils

Belfast
District Council

SUMMARY DATA FOR POST-PRIMARY SCHOOLS IN THE BELFAST DISTRICT COUNCIL AREA

Management Type	Total – Enrolments	Numbers of Schools	Total Approved Enrolment
Controlled	6,331	7	5,960
Voluntary	15,584	14	15,106
Catholic Maintained	7,650	8	7,865
Other Maintained	793	1	600
Grant Maintained Integrated	1,708	2	1,760

Available School Places

In post-primary schools there has been a decrease of 293 in the number of available places compared to the corresponding figure in the 2020 Annual Area Profiles.

School Finance and Enrolment

The chart overleaf summarises the financial position of the schools in the council area between 2017/18 and 2019/20. The Authority does not retain information for voluntary grammar and grant maintained schools and these are shown under the “no budgetary information” category.

The chart overleaf also summarises the enrolment history of the schools between 2017/18 and 2020/21.

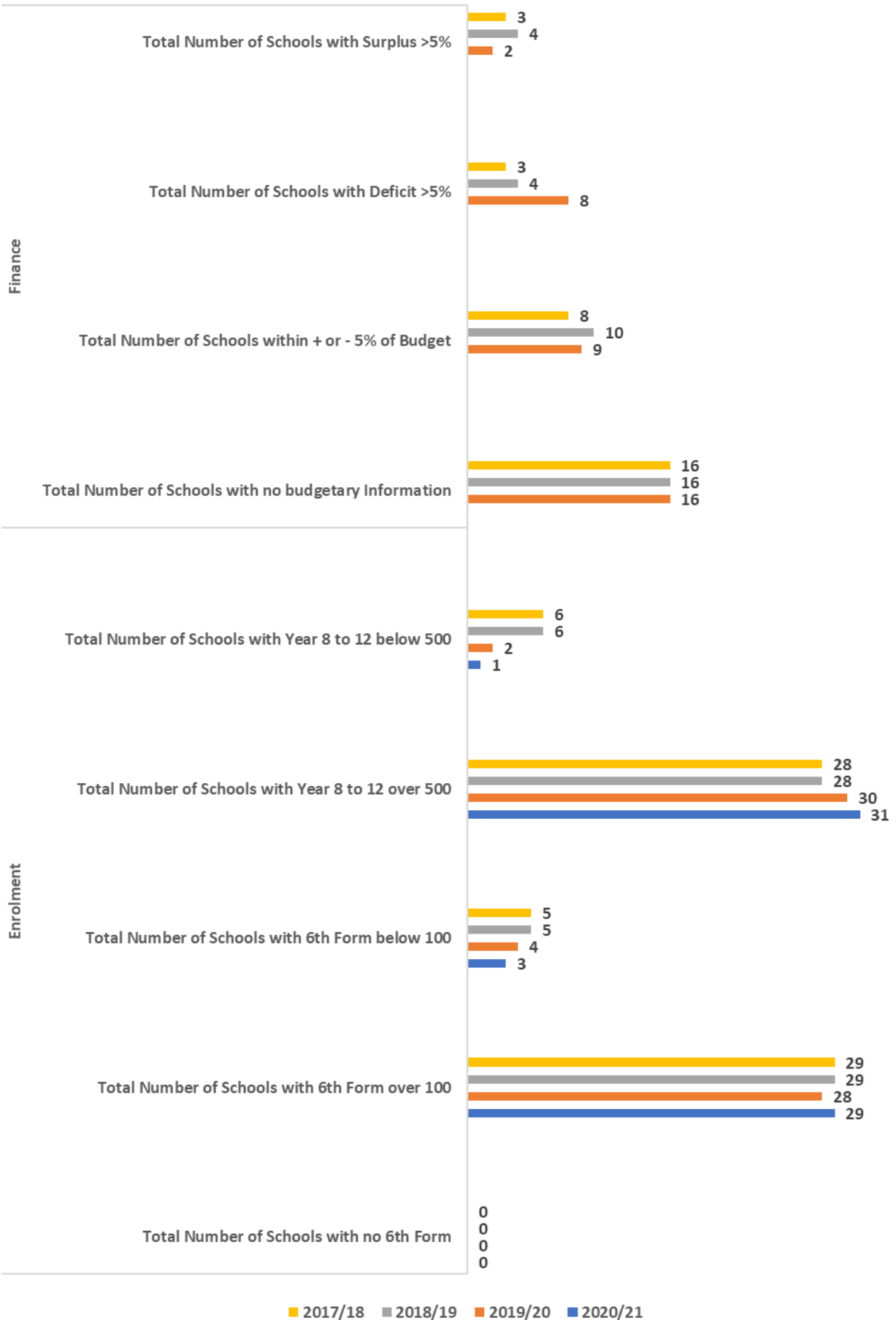
This data is assessed against the sustainable schools criteria:

- In 2020/21 there was 1 school with a year 8 to 12 enrolment below 500.
- In 2020/21 there were 3 schools with a 6th form below 100.
- The number of schools with a deficit greater than 5% increased in 2019/20 when compared to the previous years.

Compliance with the Entitlement Framework Requirements (Post-Primary Schools)

In 2020/21 there were a total of 32 schools that complied with the KS4 component of the EF which was the same number as 2019/20. In addition 28 schools in 2020/21 were compliant with the post-16 component which was the same number as 2019/20.

Belfast City Council Finance and Enrolment Summary



Post-Primary School Annual Area Profile 2021

DE Ref No	School Name	Status	Council Area
1230324	All Saints College (opened September 2019)	Catholic Maintained	BELFAST

Annual Census Information				
Year	Total pupils Y8-Y12	6 th Form	Total Enrolment	Pupils in IMU
2017/18	-	-	-	-
2018/19	-	-	-	-
2019/20	756	120	876	0
2020/21	721	156	877	0
Approved Enrolment Number				1000
Approved Admissions Number				150
Year 8 Pupils 2020/21				138
First Preference Applications 2020/21				80
% FSME				69.0%

Educational Achievements				
Year	5+ GCSE A*-C % of year 12 pupils achieving 5+ GCSEs grades A*-C (including equivalents)	5+ GCSE A*-C inc English & Maths % of year 12 pupils achieving 5+ GCSEs grades A*-C (including equivalents) Including English and Maths	3+ A Levels A*-C % of pupils achieving 3+ A Level grades A*-C (including equivalents)	2+ A Levels A*-E % of pupils achieving 2+ A Level grades A*-E (including equivalents)
2017/18	-	-	-	-
2018/19	-	-	-	-
2019/20	Not available	Not available	Not available	Not available
In formal intervention any period 1 April 2020-31 March 2021				

EF Compliant	
Key Stage 4 compliant	Y
Post-16 compliant	N

Budgets			
Year	Available Delegated Resources £	Surplus/Deficit £	Surplus/Deficit %
2017/18			
2018/19			
2019/20	3,226,888	125,933	3.90%

KEY TO SYMBOLS & TEXT USED IN DATA ABOVE	
Symbol/Text	Definition
*	Relates to fewer than 5 cases
#	Means that a figure greater than or equal to 5 had been treated to prevent disclosure of a small number elsewhere
-	School not open in this academic year or closed in the previous academic year so data could not be collected and validated post exams
n/a	Not applicable, no pupils in the relevant year of study
JH	Junior High School, no year 12 or post-16 pupils

Post-Primary School Annual Area Profile 2021

DE Ref No	School Name	Status	Council Area
1420277	Aquinas Diocesan Grammar School	Voluntary	BELFAST

Annual Census Information				
Year	Total pupils Y8-Y12	6 th Form	Total Enrolment	Pupils in IMU
2017/18	592	223	815	0
2018/19	592	241	833	0
2019/20	614	233	847	0
2020/21	631	232	863	0
Approved Enrolment Number				770
Approved Admissions Number				110
Year 8 Pupils 2020/21				137
First Preference Applications 2020/21				173
% FSME				6.3%

Educational Achievements				
Year	5+ GCSE A*-C % of year 12 pupils achieving 5+ GCSEs grades A*-C (including equivalents)	5+ GCSE A*-C inc English & Maths % of year 12 pupils achieving 5+ GCSEs grades A*-C (including equivalents) Including English and Maths	3+ A Levels A*-C % of pupils achieving 3+ A Level grades A*-C (including equivalents)	2+ A Levels A*-E % of pupils achieving 2+ A Level grades A*-E (including equivalents)
2017/18	99.1	99.1	88.4	100.0
2018/19	100.0	100.0	84.3	100.0
2019/20	Not available	Not available	Not available	Not available
In formal intervention any period 1 April 2020-31 March 2021				

EF Compliant	
Key Stage 4 compliant	Y
Post-16 compliant	Y

Budgets			
Year	Available Delegated Resources £	Surplus/Deficit £	Surplus/Deficit %
2017/18			
2018/19			
2019/20			

KEY TO SYMBOLS & TEXT USED IN DATA ABOVE	
Symbol/Text	Definition
*	Relates to fewer than 5 cases
#	Means that a figure greater than or equal to 5 had been treated to prevent disclosure of a small number elsewhere
-	School not open in this academic year or closed in the previous academic year so data could not be collected and validated post exams
n/a	Not applicable, no pupils in the relevant year of study
JH	Junior High School, no year 12 or post-16 pupils

Post-Primary School Annual Area Profile 2021

DE Ref No	School Name	Status	Council Area
1210015	Ashfield Boys' High School	Controlled	BELFAST

Annual Census Information				
Year	Total pupils Y8-Y12	6 th Form	Total Enrolment	Pupils in IMU
2017/18	596	144	740	0
2018/19	622	143	765	0
2019/20	655	127	782	0
2020/21	703	148	851	0
Approved Enrolment Number				700
Approved Admissions Number				140
Year 8 Pupils 2020/21				170
First Preference Applications 2020/21				147
% FSME				49.7%

Educational Achievements				
Year	5+ GCSE A*-C % of year 12 pupils achieving 5+ GCSEs grades A*-C (including equivalents)	5+ GCSE A*-C inc English & Maths % of year 12 pupils achieving 5+ GCSEs grades A*-C (including equivalents) Including English and Maths	3+ A Levels A*-C % of pupils achieving 3+ A Level grades A*-C (including equivalents)	2+ A Levels A*-E % of pupils achieving 2+ A Level grades A*-E (including equivalents)
2017/18	82.3	46.9	48.1	79.6
2018/19	72.2	41.7	72.6	93.5
2019/20	Not available	Not available	Not available	Not available
In formal intervention any period 1 April 2020-31 March 2021				

EF Compliant	
Key Stage 4 compliant	Y
Post-16 compliant	Y

Budgets			
Year	Available Delegated Resources £	Surplus/Deficit £	Surplus/Deficit %
2017/18	3,257,401	-134,937	-4.14%
2018/19	3,192,407	-178,611	-5.59%
2019/20	3,424,366	-253,171	-7.39%

KEY TO SYMBOLS & TEXT USED IN DATA ABOVE	
Symbol/Text	Definition
*	Relates to fewer than 5 cases
#	Means that a figure greater than or equal to 5 had been treated to prevent disclosure of a small number elsewhere
-	School not open in this academic year or closed in the previous academic year so data could not be collected and validated post exams
n/a	Not applicable, no pupils in the relevant year of study
JH	Junior High School, no year 12 or post-16 pupils

Post-Primary School Annual Area Profile 2021

DE Ref No	School Name	Status	Council Area
1210014	Ashfield Girls' High School	Controlled	BELFAST

Annual Census Information				
Year	Total pupils Y8-Y12	6 th Form	Total Enrolment	Pupils in IMU
2017/18	581	110	691	0
2018/19	595	104	699	0
2019/20	607	97	704	0
2020/21	617	110	727	0
Approved Enrolment Number				660
Approved Admissions Number				135
Year 8 Pupils 2020/21				137
First Preference Applications 2020/21				108
% FSME				43.7%

Educational Achievements				
Year	5+ GCSE A*-C % of year 12 pupils achieving 5+ GCSEs grades A*-C (including equivalents)	5+ GCSE A*-C inc English & Maths % of year 12 pupils achieving 5+ GCSEs grades A*-C (including equivalents) Including English and Maths	3+ A Levels A*-C % of pupils achieving 3+ A Level grades A*-C (including equivalents)	2+ A Levels A*-E % of pupils achieving 2+ A Level grades A*-E (including equivalents)
2017/18	67.0	43.7	54.2	100.0
2018/19	71.6	48.0	56.0	100.0
2019/20	Not available	Not available	Not available	Not available
In formal intervention any period 1 April 2020-31 March 2021				

EF Compliant	
Key Stage 4 compliant	Y
Post-16 compliant	N

Budgets			
Year	Available Delegated Resources £	Surplus/Deficit £	Surplus/Deficit %
2017/18	3,233,243	80,793	2.50%
2018/19	3,212,548	50,912	1.58%
2019/20	3,342,699	17,314	0.52%

KEY TO SYMBOLS & TEXT USED IN DATA ABOVE	
Symbol/Text	Definition
*	Relates to fewer than 5 cases
#	Means that a figure greater than or equal to 5 had been treated to prevent disclosure of a small number elsewhere
-	School not open in this academic year or closed in the previous academic year so data could not be collected and validated post exams
n/a	Not applicable, no pupils in the relevant year of study
JH	Junior High School, no year 12 or post-16 pupils

Post-Primary School Annual Area Profile 2021

DE Ref No	School Name	Status	Council Area
1210022	Belfast Boys' Model School	Controlled	BELFAST

Annual Census Information				
Year	Total pupils Y8-Y12	6 th Form	Total Enrolment	Pupils in IMU
2017/18	832	165	997	0
2018/19	850	153	1003	0
2019/20	923	125	1048	0
2020/21	922	171	1093	0
Approved Enrolment Number				1040
Approved Admissions Number				200
Year 8 Pupils 2020/21				184
First Preference Applications 2020/21				140
% FSME				58.9%

Educational Achievements				
Year	5+ GCSE A*-C % of year 12 pupils achieving 5+ GCSEs grades A*-C (including equivalents)	5+ GCSE A*-C inc English & Maths % of year 12 pupils achieving 5+ GCSEs grades A*-C (including equivalents) Including English and Maths	3+ A Levels A*-C % of pupils achieving 3+ A Level grades A*-C (including equivalents)	2+ A Levels A*-E % of pupils achieving 2+ A Level grades A*-E (including equivalents)
2017/18	75.0	46.2	70.3	98.6
2018/19	80.3	54.1	62.3	100.0
2019/20	Not available	Not available	Not available	Not available
In formal intervention any period 1 April 2020-31 March 2021				

EF Compliant	
Key Stage 4 compliant	Y
Post-16 compliant	Y

Budgets			
Year	Available Delegated Resources £	Surplus/Deficit £	Surplus/Deficit %
2017/18	5,178,927	560,272	10.82%
2018/19	5,403,232	386,879	7.16%
2019/20	5,570,799	167,034	3.00%

KEY TO SYMBOLS & TEXT USED IN DATA ABOVE	
Symbol/Text	Definition
*	Relates to fewer than 5 cases
#	Means that a figure greater than or equal to 5 had been treated to prevent disclosure of a small number elsewhere
-	School not open in this academic year or closed in the previous academic year so data could not be collected and validated post exams
n/a	Not applicable, no pupils in the relevant year of study
JH	Junior High School, no year 12 or post-16 pupils

Post-Primary School Annual Area Profile 2021

DE Ref No	School Name	Status	Council Area
1210021	Belfast Model School for Girls	Controlled	BELFAST

Annual Census Information				
Year	Total pupils Y8-Y12	6 th Form	Total Enrolment	Pupils in IMU
2017/18	749	197	946	0
2018/19	794	189	983	0
2019/20	836	175	1011	0
2020/21	869	190	1059	0
Approved Enrolment Number				1050
Approved Admissions Number				200
Year 8 Pupils 2020/21				199
First Preference Applications 2020/21				155
% FSME				58.6%

Educational Achievements				
Year	5+ GCSE A*-C % of year 12 pupils achieving 5+ GCSEs grades A*-C (including equivalents)	5+ GCSE A*-C inc English & Maths % of year 12 pupils achieving 5+ GCSEs grades A*-C (including equivalents) Including English and Maths	3+ A Levels A*-C % of pupils achieving 3+ A Level grades A*-C (including equivalents)	2+ A Levels A*-E % of pupils achieving 2+ A Level grades A*-E (including equivalents)
2017/18	56.8	42.3	44.6	87.8
2018/19	70.3	37.3	47.2	98.6
2019/20	Not available	Not available	Not available	Not available
In formal intervention any period 1 April 2020-31 March 2021				

EF Compliant	
Key Stage 4 compliant	Y
Post-16 compliant	Y

Budgets			
Year	Available Delegated Resources £	Surplus/Deficit £	Surplus/Deficit %
2017/18	4,801,719	340,178	7.08%
2018/19	5,010,061	206,360	4.12%
2019/20	5,250,936	113,129	2.15%

KEY TO SYMBOLS & TEXT USED IN DATA ABOVE	
Symbol/Text	Definition
*	Relates to fewer than 5 cases
#	Means that a figure greater than or equal to 5 had been treated to prevent disclosure of a small number elsewhere
-	School not open in this academic year or closed in the previous academic year so data could not be collected and validated post exams
n/a	Not applicable, no pupils in the relevant year of study
JH	Junior High School, no year 12 or post-16 pupils

Post-Primary School Annual Area Profile 2021

DE Ref No	School Name	Status	Council Area
1420028	Belfast Royal Academy	Voluntary	BELFAST

Annual Census Information				
Year	Total pupils Y8-Y12	6 th Form	Total Enrolment	Pupils in IMU
2017/18	1052	409	1461	0
2018/19	1059	384	1443	0
2019/20	1059	389	1448	0
2020/21	1052	386	1438	0
Approved Enrolment Number				1410
Approved Admissions Number				200
Year 8 Pupils 2020/21				208
First Preference Applications 2020/21				246
% FSME				15.2%

Educational Achievements				
Year	5+ GCSE A*-C % of year 12 pupils achieving 5+ GCSEs grades A*-C (including equivalents)	5+ GCSE A*-C inc English & Maths % of year 12 pupils achieving 5+ GCSEs grades A*-C (including equivalents) Including English and Maths	3+ A Levels A*-C % of pupils achieving 3+ A Level grades A*-C (including equivalents)	2+ A Levels A*-E % of pupils achieving 2+ A Level grades A*-E (including equivalents)
2017/18	98.5	98.0	74.4	100.0
2018/19	98.0	98.0	74.1	100.0
2019/20	Not available	Not available	Not available	Not available
In formal intervention any period 1 April 2020-31 March 2021				

EF Compliant	
Key Stage 4 compliant	Y
Post-16 compliant	Y

Budgets			
Year	Available Delegated Resources £	Surplus/Deficit £	Surplus/Deficit %
2017/18			
2018/19			
2019/20			

KEY TO SYMBOLS & TEXT USED IN DATA ABOVE	
Symbol/Text	Definition
*	Relates to fewer than 5 cases
#	Means that a figure greater than or equal to 5 had been treated to prevent disclosure of a small number elsewhere
-	School not open in this academic year or closed in the previous academic year so data could not be collected and validated post exams
n/a	Not applicable, no pupils in the relevant year of study
JH	Junior High School, no year 12 or post-16 pupils

Post-Primary School Annual Area Profile 2021

DE Ref No	School Name	Status	Council Area
1230321	Blessed Trinity College (opened September 2017)	Catholic Maintained	BELFAST

Annual Census Information				
Year	Total pupils Y8-Y12	6 th Form	Total Enrolment	Pupils in IMU
2017/18	933	278	1271	0
2018/19	961	278	1239	0
2019/20	1014	269	1283	0
2020/21	986	302	1288	0
Approved Enrolment Number				1300
Approved Admissions Number				205
Year 8 Pupils 2020/21				198
First Preference Applications 2020/21				119
% FSME				57.8%

Educational Achievements				
Year	5+ GCSE A*-C % of year 12 pupils achieving 5+ GCSEs grades A*-C (including equivalents)	5+ GCSE A*-C inc English & Maths % of year 12 pupils achieving 5+ GCSEs grades A*-C (including equivalents) Including English and Maths	3+ A Levels A*-C % of pupils achieving 3+ A Level grades A*-C (including equivalents)	2+ A Levels A*-E % of pupils achieving 2+ A Level grades A*-E (including equivalents)
2017/18	53.8	43.8	50.7	96.0
2018/19	66.9	41.4	74.2	99.0
2019/20	Not available	Not available	Not available	Not available
In formal intervention any period 1 April 2020-31 March 2021				

EF Compliant	
Key Stage 4 compliant	Y
Post-16 compliant	Y

Budgets			
Year	Available Delegated Resources £	Surplus/Deficit £	Surplus/Deficit %
2017/18	3,560,392	361,478	10.15%
2018/19	6,410,737	597,737	9.32%
2019/20	6,707,809	469,447	7.00%

KEY TO SYMBOLS & TEXT USED IN DATA ABOVE	
Symbol/Text	Definition
*	Relates to fewer than 5 cases
#	Means that a figure greater than or equal to 5 had been treated to prevent disclosure of a small number elsewhere
-	School not open in this academic year or closed in the previous academic year so data could not be collected and validated post exams
n/a	Not applicable, no pupils in the relevant year of study
JH	Junior High School, no year 12 or post-16 pupils

Post-Primary School Annual Area Profile 2021

DE Ref No	School Name	Status	Council Area
1410315	Bloomfield Collegiate	Controlled	BELFAST

Annual Census Information				
Year	Total pupils Y8-Y12	6 th Form	Total Enrolment	Pupils in IMU
2017/18	529	171	700	0
2018/19	529	167	696	0
2019/20	543	166	709	0
2020/21	535	186	721	0
Approved Enrolment Number				710
Approved Admissions Number				100
Year 8 Pupils 2020/21				104
First Preference Applications 2020/21				99
% FSME				17.3%

Educational Achievements				
Year	5+ GCSE A*-C % of year 12 pupils achieving 5+ GCSEs grades A*-C (including equivalents)	5+ GCSE A*-C inc English & Maths % of year 12 pupils achieving 5+ GCSEs grades A*-C (including equivalents) Including English and Maths	3+ A Levels A*-C % of pupils achieving 3+ A Level grades A*-C (including equivalents)	2+ A Levels A*-E % of pupils achieving 2+ A Level grades A*-E (including equivalents)
2017/18	90.5	86.7	66.7	100.0
2018/19	93.3	91.3	61.9	98.8
2019/20	Not available	Not available	Not available	Not available
In formal intervention any period 1 April 2020-31 March 2021				

EF Compliant	
Key Stage 4 compliant	Y
Post-16 compliant	Y

Budgets			
Year	Available Delegated Resources £	Surplus/Deficit £	Surplus/Deficit %
2017/18	2,239,671	-674,780	-30.13%
2018/19	2,193,934	-858,891	-39.15%
2019/20	2,149,976	-864,859	-40.23%

KEY TO SYMBOLS & TEXT USED IN DATA ABOVE	
Symbol/Text	Definition
*	Relates to fewer than 5 cases
#	Means that a figure greater than or equal to 5 had been treated to prevent disclosure of a small number elsewhere
-	School not open in this academic year or closed in the previous academic year so data could not be collected and validated post exams
n/a	Not applicable, no pupils in the relevant year of study
JH	Junior High School, no year 12 or post-16 pupils

Post-Primary School Annual Area Profile 2021

DE Ref No	School Name	Status	Council Area
1420020	Campbell College	Voluntary	BELFAST

Annual Census Information				
Year	Total pupils Y8-Y12	6 th Form	Total Enrolment	Pupils in IMU
2017/18	719	203	922	0
2018/19	728	185	913	0
2019/20	755	199	954	0
2020/21	756	230	986	0
Approved Enrolment Number				950
Approved Admissions Number				130
Year 8 Pupils 2020/21				137
First Preference Applications 2020/21				119
% FSME				3.1%

Educational Achievements				
Year	5+ GCSE A*-C % of year 12 pupils achieving 5+ GCSEs grades A*-C (including equivalents)	5+ GCSE A*-C inc English & Maths % of year 12 pupils achieving 5+ GCSEs grades A*-C (including equivalents) Including English and Maths	3+ A Levels A*-C % of pupils achieving 3+ A Level grades A*-C (including equivalents)	2+ A Levels A*-E % of pupils achieving 2+ A Level grades A*-E (including equivalents)
2017/18	84.4	80.1	48.1	100.0
2018/19	89.1	82.5	65.9	97.6
2019/20	Not available	Not available	Not available	Not available
In formal intervention any period 1 April 2020-31 March 2021				

EF Compliant	
Key Stage 4 compliant	Y
Post-16 compliant	Y

Budgets			
Year	Available Delegated Resources £	Surplus/Deficit £	Surplus/Deficit %
2017/18			
2018/19			
2019/20			

KEY TO SYMBOLS & TEXT USED IN DATA ABOVE	
Symbol/Text	Definition
*	Relates to fewer than 5 cases
#	Means that a figure greater than or equal to 5 had been treated to prevent disclosure of a small number elsewhere
-	School not open in this academic year or closed in the previous academic year so data could not be collected and validated post exams
n/a	Not applicable, no pupils in the relevant year of study
JH	Junior High School, no year 12 or post-16 pupils

Post-Primary School Annual Area Profile 2021

DE Ref No	School Name	Status	Council Area
1230146	Christian Brothers' School (amalgated August 2019)	Catholic Maintained	BELFAST

Annual Census Information				
Year	Total pupils Y8-Y12	6 th Form	Total Enrolment	Pupils in IMU
2017/18	359	166	525	0
2018/19	438	141	579	0
2019/20	-	-	-	-
2020/21	-	-	-	-
Approved Enrolment Number				#N/A
Approved Admissions Number				-
Year 8 Pupils 2020/21				-
First Preference Applications 2020/21				-
% FSME				-

Educational Achievements				
Year	5+ GCSE A*-C % of year 12 pupils achieving 5+ GCSEs grades A*-C (including equivalents)	5+ GCSE A*-C inc English & Maths % of year 12 pupils achieving 5+ GCSEs grades A*-C (including equivalents) Including English and Maths	3+ A Levels A*-C % of pupils achieving 3+ A Level grades A*-C (including equivalents)	2+ A Levels A*-E % of pupils achieving 2+ A Level grades A*-E (including equivalents)
2017/18	76.5	14.7	27.3	97.0
2018/19	-	-	-	-
2019/20	Not available	Not available	Not available	Not available
In formal intervention any period 1 April 2020-31 March 2021				

EF Compliant	
Key Stage 4 compliant	
Post-16 compliant	

Budgets			
Year	Available Delegated Resources £	Surplus/Deficit £	Surplus/Deficit %
2017/18	2,578,921	-147,239	-5.71%
2018/19	2,519,509	-198,967	-7.90%
2019/20	879,806	-161,415	-18.35%

KEY TO SYMBOLS & TEXT USED IN DATA ABOVE	
Symbol/Text	Definition
*	Relates to fewer than 5 cases
#	Means that a figure greater than or equal to 5 had been treated to prevent disclosure of a small number elsewhere
-	School not open in this academic year or closed in the previous academic year so data could not be collected and validated post exams
n/a	Not applicable, no pupils in the relevant year of study
JH	Junior High School, no year 12 or post-16 pupils

Post-Primary School Annual Area Profile 2021

DE Ref No	School Name	Status	Council Area
1240291	Coláiste Feirste	Other Maintained	BELFAST

Annual Census Information				
Year	Total pupils Y8-Y12	6 th Form	Total Enrolment	Pupils in IMU
2017/18	532	119	651	0
2018/19	533	145	678	0
2019/20	572	149	721	0
2020/21	644	149	793	0
Approved Enrolment Number				600
Approved Admissions Number				100
Year 8 Pupils 2020/21				180
First Preference Applications 2020/21				163
% FSME				55.9%

Educational Achievements				
Year	5+ GCSE A*-C % of year 12 pupils achieving 5+ GCSEs grades A*-C (including equivalents)	5+ GCSE A*-C inc English & Maths % of year 12 pupils achieving 5+ GCSEs grades A*-C (including equivalents) Including English and Maths	3+ A Levels A*-C % of pupils achieving 3+ A Level grades A*-C (including equivalents)	2+ A Levels A*-E % of pupils achieving 2+ A Level grades A*-E (including equivalents)
2017/18	76.6	45.7	31.3	75.0
2018/19	84.9	57.5	43.1	77.6
2019/20	Not available	Not available	Not available	Not available
In formal intervention any period 1 April 2020-31 March 2021				

EF Compliant	
Key Stage 4 compliant	Y
Post-16 compliant	N

Budgets			
Year	Available Delegated Resources £	Surplus/Deficit £	Surplus/Deficit %
2017/18	3,374,675	22,320	0.66%
2018/19	3,431,863	-22,940	-0.67%
2019/20	3,755,024	24,443	0.65%

KEY TO SYMBOLS & TEXT USED IN DATA ABOVE	
Symbol/Text	Definition
*	Relates to fewer than 5 cases
#	Means that a figure greater than or equal to 5 had been treated to prevent disclosure of a small number elsewhere
-	School not open in this academic year or closed in the previous academic year so data could not be collected and validated post exams
n/a	Not applicable, no pupils in the relevant year of study
JH	Junior High School, no year 12 or post-16 pupils

Post-Primary School Annual Area Profile 2021

DE Ref No	School Name	Status	Council Area
1230262	Corpus Christi College (amalgated August 2019)	Catholic Maintained	BELFAST

Annual Census Information				
Year	Total pupils Y8-Y12	6 th Form	Total Enrolment	Pupils in IMU
2017/18	170	63	233	0
2018/19	185	44	229	0
2019/20	-	-	-	-
2020/21	-	-	-	-
Approved Enrolment Number				#N/A
Approved Admissions Number				-
Year 8 Pupils 2020/21				-
First Preference Applications 2020/21				-
% FSME				-

Educational Achievements				
Year	5+ GCSE A*-C % of year 12 pupils achieving 5+ GCSEs grades A*-C (including equivalents)	5+ GCSE A*-C inc English & Maths % of year 12 pupils achieving 5+ GCSEs grades A*-C (including equivalents) Including English and Maths	3+ A Levels A*-C % of pupils achieving 3+ A Level grades A*-C (including equivalents)	2+ A Levels A*-E % of pupils achieving 2+ A Level grades A*-E (including equivalents)
2017/18	37.0	25.9	40.0	100.0
2018/19	-	-	-	-
2019/20	Not available	Not available	Not available	Not available
In formal intervention any period 1 April 2020-31 March 2021				

EF Compliant	
Key Stage 4 compliant	
Post-16 compliant	

Budgets			
Year	Available Delegated Resources £	Surplus/Deficit £	Surplus/Deficit %
2017/18	1,215,485	-130,167	-10.71%
2018/19	1,339,744	-19,193	-1.43%
2019/20	590,327	-202,222	-34.26%

KEY TO SYMBOLS & TEXT USED IN DATA ABOVE	
Symbol/Text	Definition
*	Relates to fewer than 5 cases
#	Means that a figure greater than or equal to 5 had been treated to prevent disclosure of a small number elsewhere
-	School not open in this academic year or closed in the previous academic year so data could not be collected and validated post exams
n/a	Not applicable, no pupils in the relevant year of study
JH	Junior High School, no year 12 or post-16 pupils

Post-Primary School Annual Area Profile 2021

DE Ref No	School Name	Status	Council Area
1230182	De La Salle College	Catholic Maintained	BELFAST

Annual Census Information				
Year	Total pupils Y8-Y12	6 th Form	Total Enrolment	Pupils in IMU
2017/18	772	186	958	0
2018/19	717	212	929	0
2019/20	700	184	884	0
2020/21	666	202	868	0
Approved Enrolment Number				1025
Approved Admissions Number				163
Year 8 Pupils 2020/21				131
First Preference Applications 2020/21				85
% FSME				53.8%

Educational Achievements				
Year	5+ GCSE A*-C % of year 12 pupils achieving 5+ GCSEs grades A*-C (including equivalents)	5+ GCSE A*-C inc English & Maths % of year 12 pupils achieving 5+ GCSEs grades A*-C (including equivalents) Including English and Maths	3+ A Levels A*-C % of pupils achieving 3+ A Level grades A*-C (including equivalents)	2+ A Levels A*-E % of pupils achieving 2+ A Level grades A*-E (including equivalents)
2017/18	71.8	39.3	33.9	92.9
2018/19	76.2	37.1	29.3	93.1
2019/20	Not available	Not available	Not available	Not available
In formal intervention any period 1 April 2020-31 March 2021				Y

EF Compliant	
Key Stage 4 compliant	Y
Post-16 compliant	Y

Budgets			
Year	Available Delegated Resources £	Surplus/Deficit £	Surplus/Deficit %
2017/18	5,219,522	305,273	5.85%
2018/19	4,684,148	139,544	2.98%
2019/20	4,614,023	-250,732	-5.43%

KEY TO SYMBOLS & TEXT USED IN DATA ABOVE	
Symbol/Text	Definition
*	Relates to fewer than 5 cases
#	Means that a figure greater than or equal to 5 had been treated to prevent disclosure of a small number elsewhere
-	School not open in this academic year or closed in the previous academic year so data could not be collected and validated post exams
n/a	Not applicable, no pupils in the relevant year of study
JH	Junior High School, no year 12 or post-16 pupils

Post-Primary School Annual Area Profile 2021

DE Ref No	School Name	Status	Council Area
1420082	Dominican College	Voluntary	BELFAST

Annual Census Information				
Year	Total pupils Y8-Y12	6 th Form	Total Enrolment	Pupils in IMU
2017/18	751	250	1001	0
2018/19	756	248	1004	0
2019/20	775	270	1045	0
2020/21	790	290	1080	0
Approved Enrolment Number				1050
Approved Admissions Number				160
Year 8 Pupils 2020/21				160
First Preference Applications 2020/21				165
% FSME				19.8%

Educational Achievements				
Year	5+ GCSE A*-C % of year 12 pupils achieving 5+ GCSEs grades A*-C (including equivalents)	5+ GCSE A*-C inc English & Maths % of year 12 pupils achieving 5+ GCSEs grades A*-C (including equivalents) Including English and Maths	3+ A Levels A*-C % of pupils achieving 3+ A Level grades A*-C (including equivalents)	2+ A Levels A*-E % of pupils achieving 2+ A Level grades A*-E (including equivalents)
2017/18	100.0	99.3	91.7	100.0
2018/19	100.0	99.3	81.7	100.0
2019/20	Not available	Not available	Not available	Not available
In formal intervention any period 1 April 2020-31 March 2021				

EF Compliant	
Key Stage 4 compliant	Y
Post-16 compliant	Y

Budgets			
Year	Available Delegated Resources £	Surplus/Deficit £	Surplus/Deficit %
2017/18			
2018/19			
2019/20			

KEY TO SYMBOLS & TEXT USED IN DATA ABOVE	
Symbol/Text	Definition
*	Relates to fewer than 5 cases
#	Means that a figure greater than or equal to 5 had been treated to prevent disclosure of a small number elsewhere
-	School not open in this academic year or closed in the previous academic year so data could not be collected and validated post exams
n/a	Not applicable, no pupils in the relevant year of study
JH	Junior High School, no year 12 or post-16 pupils

Post-Primary School Annual Area Profile 2021

DE Ref No	School Name	Status	Council Area
1410079	Grosvenor Grammar School	Controlled	BELFAST

Annual Census Information				
Year	Total pupils Y8-Y12	6 th Form	Total Enrolment	Pupils in IMU
2017/18	797	283	1080	0
2018/19	816	271	1087	0
2019/20	815	280	1095	0
2020/21	832	278	1110	0
Approved Enrolment Number				1075
Approved Admissions Number				175
Year 8 Pupils 2020/21				181
First Preference Applications 2020/21				192
% FSME				10.0%

Educational Achievements				
Year	5+ GCSE A*-C % of year 12 pupils achieving 5+ GCSEs grades A*-C (including equivalents)	5+ GCSE A*-C inc English & Maths % of year 12 pupils achieving 5+ GCSEs grades A*-C (including equivalents) Including English and Maths	3+ A Levels A*-C % of pupils achieving 3+ A Level grades A*-C (including equivalents)	2+ A Levels A*-E % of pupils achieving 2+ A Level grades A*-E (including equivalents)
2017/18	99.4	97.4	70.3	100.0
2018/19	99.4	99.4	82.5	100.0
2019/20	Not available	Not available	Not available	Not available
In formal intervention any period 1 April 2020-31 March 2021				

EF Compliant	
Key Stage 4 compliant	Y
Post-16 compliant	Y

Budgets			
Year	Available Delegated Resources £	Surplus/Deficit £	Surplus/Deficit %
2017/18	4,601,541	43,306	0.94%
2018/19	4,465,249	-48,313	-1.08%
2019/20	4,621,171	-118,029	-2.55%

KEY TO SYMBOLS & TEXT USED IN DATA ABOVE	
Symbol/Text	Definition
*	Relates to fewer than 5 cases
#	Means that a figure greater than or equal to 5 had been treated to prevent disclosure of a small number elsewhere
-	School not open in this academic year or closed in the previous academic year so data could not be collected and validated post exams
n/a	Not applicable, no pupils in the relevant year of study
JH	Junior High School, no year 12 or post-16 pupils

Post-Primary School Annual Area Profile 2021

DE Ref No	School Name	Status	Council Area
1260269	Hazelwood College	GMI	BELFAST

Annual Census Information				
Year	Total pupils Y8-Y12	6 th Form	Total Enrolment	Pupils in IMU
2017/18	785	169	954	0
2018/19	838	163	1001	0
2019/20	902	146	1048	0
2020/21	929	151	1080	0
Approved Enrolment Number				1010
Approved Admissions Number				160
Year 8 Pupils 2020/21				182
First Preference Applications 2020/21				256
% FSME				56.4%

Educational Achievements				
Year	5+ GCSE A*-C % of year 12 pupils achieving 5+ GCSEs grades A*-C (including equivalents)	5+ GCSE A*-C inc English & Maths % of year 12 pupils achieving 5+ GCSEs grades A*-C (including equivalents) Including English and Maths	3+ A Levels A*-C % of pupils achieving 3+ A Level grades A*-C (including equivalents)	2+ A Levels A*-E % of pupils achieving 2+ A Level grades A*-E (including equivalents)
2017/18	95.0	47.1	68.2	100.0
2018/19	90.1	47.3	77.4	100.0
2019/20	Not available	Not available	Not available	Not available
In formal intervention any period 1 April 2020-31 March 2021				

EF Compliant	
Key Stage 4 compliant	Y
Post-16 compliant	Y

Budgets			
Year	Available Delegated Resources £	Surplus/Deficit £	Surplus/Deficit %
2017/18			
2018/19			
2019/20			

KEY TO SYMBOLS & TEXT USED IN DATA ABOVE	
Symbol/Text	Definition
*	Relates to fewer than 5 cases
#	Means that a figure greater than or equal to 5 had been treated to prevent disclosure of a small number elsewhere
-	School not open in this academic year or closed in the previous academic year so data could not be collected and validated post exams
n/a	Not applicable, no pupils in the relevant year of study
JH	Junior High School, no year 12 or post-16 pupils

Post-Primary School Annual Area Profile 2021

DE Ref No	School Name	Status	Council Area
1420265	Hunterhouse College	Voluntary	BELFAST

Annual Census Information				
Year	Total pupils Y8-Y12	6 th Form	Total Enrolment	Pupils in IMU
2017/18	511	187	698	0
2018/19	514	192	706	0
2019/20	524	177	701	0
2020/21	531	186	717	0
Approved Enrolment Number				710
Approved Admissions Number				100
Year 8 Pupils 2020/21				102
First Preference Applications 2020/21				64
% FSME				18.1%

Educational Achievements				
Year	5+ GCSE A*-C % of year 12 pupils achieving 5+ GCSEs grades A*-C (including equivalents)	5+ GCSE A*-C inc English & Maths % of year 12 pupils achieving 5+ GCSEs grades A*-C (including equivalents) Including English and Maths	3+ A Levels A*-C % of pupils achieving 3+ A Level grades A*-C (including equivalents)	2+ A Levels A*-E % of pupils achieving 2+ A Level grades A*-E (including equivalents)
2017/18	95.0	94.0	57.4	100.0
2018/19	97.0	91.9	56.0	98.8
2019/20	Not available	Not available	Not available	Not available
In formal intervention any period 1 April 2020-31 March 2021				

EF Compliant	
Key Stage 4 compliant	Y
Post-16 compliant	Y

Budgets			
Year	Available Delegated Resources £	Surplus/Deficit £	Surplus/Deficit %
2017/18			
2018/19			
2019/20			

KEY TO SYMBOLS & TEXT USED IN DATA ABOVE	
Symbol/Text	Definition
*	Relates to fewer than 5 cases
#	Means that a figure greater than or equal to 5 had been treated to prevent disclosure of a small number elsewhere
-	School not open in this academic year or closed in the previous academic year so data could not be collected and validated post exams
n/a	Not applicable, no pupils in the relevant year of study
JH	Junior High School, no year 12 or post-16 pupils

Post-Primary School Annual Area Profile 2021

DE Ref No	School Name	Status	Council Area
1230089	Little Flower Girls' School (closed August 2017)	Catholic Maintained	BELFAST

Annual Census Information				
Year	Total pupils Y8-Y12	6 th Form	Total Enrolment	Pupils in IMU
2017/18	-	-	-	-
2018/19	-	-	-	-
2019/20	-	-	-	-
2020/21	-	-	-	-
Approved Enrolment Number				#N/A
Approved Admissions Number				-
Year 8 Pupils 2020/21				-
First Preference Applications 2020/21				-
% FSME				-

Educational Achievements				
Year	5+ GCSE A*-C % of year 12 pupils achieving 5+ GCSEs grades A*-C (including equivalents)	5+ GCSE A*-C inc English & Maths % of year 12 pupils achieving 5+ GCSEs grades A*-C (including equivalents) Including English and Maths	3+ A Levels A*-C % of pupils achieving 3+ A Level grades A*-C (including equivalents)	2+ A Levels A*-E % of pupils achieving 2+ A Level grades A*-E (including equivalents)
2017/18	-	-	-	-
2018/19	-	-	-	-
2019/20	Not available	Not available	Not available	Not available
In formal intervention any period 1 April 2020-31 March 2021				

EF Compliant	
Key Stage 4 compliant	
Post-16 compliant	

Budgets			
Year	Available Delegated Resources £	Surplus/Deficit £	Surplus/Deficit %
2017/18	1,425,703	0	0.00%
2018/19			
2019/20			

KEY TO SYMBOLS & TEXT USED IN DATA ABOVE	
Symbol/Text	Definition
*	Relates to fewer than 5 cases
#	Means that a figure greater than or equal to 5 had been treated to prevent disclosure of a small number elsewhere
-	School not open in this academic year or closed in the previous academic year so data could not be collected and validated post exams
n/a	Not applicable, no pupils in the relevant year of study
JH	Junior High School, no year 12 or post-16 pupils

Post-Primary School Annual Area Profile 2021

DE Ref No	School Name	Status	Council Area
1260294	Malone Integrated College	GMI	BELFAST

Annual Census Information				
Year	Total pupils Y8-Y12	6 th Form	Total Enrolment	Pupils in IMU
2017/18	374	111	485	0
2018/19	414	94	508	0
2019/20	488	67	555	0
2020/21	552	76	628	0
Approved Enrolment Number				800
Approved Admissions Number				130
Year 8 Pupils 2020/21				138
First Preference Applications 2020/21				83
% FSME				54.5%

Educational Achievements				
Year	5+ GCSE A*-C % of year 12 pupils achieving 5+ GCSEs grades A*-C (including equivalents)	5+ GCSE A*-C inc English & Maths % of year 12 pupils achieving 5+ GCSEs grades A*-C (including equivalents) Including English and Maths	3+ A Levels A*-C % of pupils achieving 3+ A Level grades A*-C (including equivalents)	2+ A Levels A*-E % of pupils achieving 2+ A Level grades A*-E (including equivalents)
2017/18	77.1	22.9	67.6	91.2
2018/19	93.5	50.0	65.1	95.3
2019/20	Not available	Not available	Not available	Not available
In formal intervention any period 1 April 2020-31 March 2021				

EF Compliant	
Key Stage 4 compliant	Y
Post-16 compliant	Y

Budgets			
Year	Available Delegated Resources £	Surplus/Deficit £	Surplus/Deficit %
2017/18			
2018/19			
2019/20			

KEY TO SYMBOLS & TEXT USED IN DATA ABOVE	
Symbol/Text	Definition
*	Relates to fewer than 5 cases
#	Means that a figure greater than or equal to 5 had been treated to prevent disclosure of a small number elsewhere
-	School not open in this academic year or closed in the previous academic year so data could not be collected and validated post exams
n/a	Not applicable, no pupils in the relevant year of study
JH	Junior High School, no year 12 or post-16 pupils

Post-Primary School Annual Area Profile 2021

DE Ref No	School Name	Status	Council Area
1230104	Mercy College	Catholic Maintained	BELFAST

Annual Census Information				
Year	Total pupils Y8-Y12	6 th Form	Total Enrolment	Pupils in IMU
2017/18	362	88	450	0
2018/19	426	130	556	0
2019/20	502	149	651	0
2020/21	571	159	730	0
Approved Enrolment Number				650
Approved Admissions Number				115
Year 8 Pupils 2020/21				139
First Preference Applications 2020/21				114
% FSME				68.1%

Educational Achievements				
Year	5+ GCSE A*-C % of year 12 pupils achieving 5+ GCSEs grades A*-C (including equivalents)	5+ GCSE A*-C inc English & Maths % of year 12 pupils achieving 5+ GCSEs grades A*-C (including equivalents) Including English and Maths	3+ A Levels A*-C % of pupils achieving 3+ A Level grades A*-C (including equivalents)	2+ A Levels A*-E % of pupils achieving 2+ A Level grades A*-E (including equivalents)
2017/18	92.3	36.9	50.0	100.0
2018/19	97.0	43.3	82.0	100.0
2019/20	Not available	Not available	Not available	Not available
In formal intervention any period 1 April 2020-31 March 2021				

EF Compliant	
Key Stage 4 compliant	Y
Post-16 compliant	Y

Budgets			
Year	Available Delegated Resources £	Surplus/Deficit £	Surplus/Deficit %
2017/18	1,668,112	-687,918	-41.24%
2018/19	1,757,488	-811,329	-46.16%
2019/20	2,193,603	-1,035,345	-47.20%

KEY TO SYMBOLS & TEXT USED IN DATA ABOVE	
Symbol/Text	Definition
*	Relates to fewer than 5 cases
#	Means that a figure greater than or equal to 5 had been treated to prevent disclosure of a small number elsewhere
-	School not open in this academic year or closed in the previous academic year so data could not be collected and validated post exams
n/a	Not applicable, no pupils in the relevant year of study
JH	Junior High School, no year 12 or post-16 pupils

Post-Primary School Annual Area Profile 2021

DE Ref No	School Name	Status	Council Area
1420022	Methodist College	Voluntary	BELFAST

Annual Census Information				
Year	Total pupils Y8-Y12	6 th Form	Total Enrolment	Pupils in IMU
2017/18	1252	524	1776	0
2018/19	1253	535	1788	0
2019/20	1275	532	1807	0
2020/21	1272	531	1803	0
Approved Enrolment Number				1810
Approved Admissions Number				240
Year 8 Pupils 2020/21				251
First Preference Applications 2020/21				253
% FSME				8.8%

Educational Achievements				
Year	5+ GCSE A*-C % of year 12 pupils achieving 5+ GCSEs grades A*-C (including equivalents)	5+ GCSE A*-C inc English & Maths % of year 12 pupils achieving 5+ GCSEs grades A*-C (including equivalents) Including English and Maths	3+ A Levels A*-C % of pupils achieving 3+ A Level grades A*-C (including equivalents)	2+ A Levels A*-E % of pupils achieving 2+ A Level grades A*-E (including equivalents)
2017/18	99.2	98.0	76.7	98.4
2018/19	98.0	97.6	81.0	99.6
2019/20	Not available	Not available	Not available	Not available
In formal intervention any period 1 April 2020-31 March 2021				

EF Compliant	
Key Stage 4 compliant	Y
Post-16 compliant	Y

Budgets			
Year	Available Delegated Resources £	Surplus/Deficit £	Surplus/Deficit %
2017/18			
2018/19			
2019/20			

KEY TO SYMBOLS & TEXT USED IN DATA ABOVE	
Symbol/Text	Definition
*	Relates to fewer than 5 cases
#	Means that a figure greater than or equal to 5 had been treated to prevent disclosure of a small number elsewhere
-	School not open in this academic year or closed in the previous academic year so data could not be collected and validated post exams
n/a	Not applicable, no pupils in the relevant year of study
JH	Junior High School, no year 12 or post-16 pupils

Post-Primary School Annual Area Profile 2021

DE Ref No	School Name	Status	Council Area
4420259	Our Lady and St Patrick's College	Voluntary	BELFAST

Annual Census Information				
Year	Total pupils Y8-Y12	6 th Form	Total Enrolment	Pupils in IMU
2017/18	924	362	1286	0
2018/19	931	348	1279	0
2019/20	952	340	1292	0
2020/21	967	362	1329	0
Approved Enrolment Number				1260
Approved Admissions Number				190
Year 8 Pupils 2020/21				195
First Preference Applications 2020/21				211
% FSME				4.7%

Educational Achievements				
Year	5+ GCSE A*-C % of year 12 pupils achieving 5+ GCSEs grades A*-C (including equivalents)	5+ GCSE A*-C inc English & Maths % of year 12 pupils achieving 5+ GCSEs grades A*-C (including equivalents) Including English and Maths	3+ A Levels A*-C % of pupils achieving 3+ A Level grades A*-C (including equivalents)	2+ A Levels A*-E % of pupils achieving 2+ A Level grades A*-E (including equivalents)
2017/18	99.4	99.4	88.0	99.4
2018/19	100.0	100.0	91.6	99.4
2019/20	Not available	Not available	Not available	Not available
In formal intervention any period 1 April 2020-31 March 2021				

EF Compliant	
Key Stage 4 compliant	Y
Post-16 compliant	Y

Budgets			
Year	Available Delegated Resources £	Surplus/Deficit £	Surplus/Deficit %
2017/18			
2018/19			
2019/20			

KEY TO SYMBOLS & TEXT USED IN DATA ABOVE	
Symbol/Text	Definition
*	Relates to fewer than 5 cases
#	Means that a figure greater than or equal to 5 had been treated to prevent disclosure of a small number elsewhere
-	School not open in this academic year or closed in the previous academic year so data could not be collected and validated post exams
n/a	Not applicable, no pupils in the relevant year of study
JH	Junior High School, no year 12 or post-16 pupils

Post-Primary School Annual Area Profile 2021

DE Ref No	School Name	Status	Council Area
1420095	Rathmore Grammar School	Voluntary	BELFAST

Annual Census Information				
Year	Total pupils Y8-Y12	6 th Form	Total Enrolment	Pupils in IMU
2017/18	926	344	1270	0
2018/19	939	341	1280	0
2019/20	937	341	1278	0
2020/21	929	344	1273	0
Approved Enrolment Number				1260
Approved Admissions Number				180
Year 8 Pupils 2020/21				183
First Preference Applications 2020/21				234
% FSME				11.1%

Educational Achievements				
Year	5+ GCSE A*-C % of year 12 pupils achieving 5+ GCSEs grades A*-C (including equivalents)	5+ GCSE A*-C inc English & Maths % of year 12 pupils achieving 5+ GCSEs grades A*-C (including equivalents) Including English and Maths	3+ A Levels A*-C % of pupils achieving 3+ A Level grades A*-C (including equivalents)	2+ A Levels A*-E % of pupils achieving 2+ A Level grades A*-E (including equivalents)
2017/18	98.9	98.9	89.0	100.0
2018/19	100.0	99.5	89.4	100.0
2019/20	Not available	Not available	Not available	Not available
In formal intervention any period 1 April 2020-31 March 2021				

EF Compliant	
Key Stage 4 compliant	Y
Post-16 compliant	Y

Budgets			
Year	Available Delegated Resources £	Surplus/Deficit £	Surplus/Deficit %
2017/18			
2018/19			
2019/20			

KEY TO SYMBOLS & TEXT USED IN DATA ABOVE	
Symbol/Text	Definition
*	Relates to fewer than 5 cases
#	Means that a figure greater than or equal to 5 had been treated to prevent disclosure of a small number elsewhere
-	School not open in this academic year or closed in the previous academic year so data could not be collected and validated post exams
n/a	Not applicable, no pupils in the relevant year of study
JH	Junior High School, no year 12 or post-16 pupils

Post-Primary School Annual Area Profile 2021

DE Ref No	School Name	Status	Council Area
4230223	St Colm's High School, Dunmurry	Catholic Maintained	BELFAST

Annual Census Information				
Year	Total pupils Y8-Y12	6 th Form	Total Enrolment	Pupils in IMU
2017/18	324	62	386	0
2018/19	369	61	430	0
2019/20	415	67	482	0
2020/21	470	66	536	0
Approved Enrolment Number				680
Approved Admissions Number				132
Year 8 Pupils 2020/21				108
First Preference Applications 2020/21				79
% FSME				72.2%

Educational Achievements				
Year	5+ GCSE A*-C % of year 12 pupils achieving 5+ GCSEs grades A*-C (including equivalents)	5+ GCSE A*-C inc English & Maths % of year 12 pupils achieving 5+ GCSEs grades A*-C (including equivalents) Including English and Maths	3+ A Levels A*-C % of pupils achieving 3+ A Level grades A*-C (including equivalents)	2+ A Levels A*-E % of pupils achieving 2+ A Level grades A*-E (including equivalents)
2017/18	86.4	40.9	*	95.2
2018/19	73.0	27.0	*	93.3
2019/20	Not available	Not available	Not available	Not available
In formal intervention any period 1 April 2020-31 March 2021				

EF Compliant	
Key Stage 4 compliant	Y
Post-16 compliant	N

Budgets			
Year	Available Delegated Resources £	Surplus/Deficit £	Surplus/Deficit %
2017/18	2,286,592	26,786	1.17%
2018/19	2,129,692	-62,593	-2.94%
2019/20	2,344,215	-142,958	-6.10%

KEY TO SYMBOLS & TEXT USED IN DATA ABOVE	
Symbol/Text	Definition
*	Relates to fewer than 5 cases
#	Means that a figure greater than or equal to 5 had been treated to prevent disclosure of a small number elsewhere
-	School not open in this academic year or closed in the previous academic year so data could not be collected and validated post exams
n/a	Not applicable, no pupils in the relevant year of study
JH	Junior High School, no year 12 or post-16 pupils

Post-Primary School Annual Area Profile 2021

DE Ref No	School Name	Status	Council Area
1420029	St Dominic's High School	Voluntary	BELFAST

Annual Census Information				
Year	Total pupils Y8-Y12	6 th Form	Total Enrolment	Pupils in IMU
2017/18	733	279	1012	0
2018/19	724	298	1022	0
2019/20	757	286	1043	0
2020/21	771	279	1050	0
Approved Enrolment Number				966
Approved Admissions Number				141
Year 8 Pupils 2020/21				168
First Preference Applications 2020/21				201
% FSME				24.3%

Educational Achievements				
Year	5+ GCSE A*-C % of year 12 pupils achieving 5+ GCSEs grades A*-C (including equivalents)	5+ GCSE A*-C inc English & Maths % of year 12 pupils achieving 5+ GCSEs grades A*-C (including equivalents) Including English and Maths	3+ A Levels A*-C % of pupils achieving 3+ A Level grades A*-C (including equivalents)	2+ A Levels A*-E % of pupils achieving 2+ A Level grades A*-E (including equivalents)
2017/18	100.0	99.4	94.5	100.0
2018/19	100.0	99.3	88.8	100.0
2019/20	Not available	Not available	Not available	Not available
In formal intervention any period 1 April 2020-31 March 2021				

EF Compliant	
Key Stage 4 compliant	Y
Post-16 compliant	Y

Budgets			
Year	Available Delegated Resources £	Surplus/Deficit £	Surplus/Deficit %
2017/18			
2018/19			
2019/20			

KEY TO SYMBOLS & TEXT USED IN DATA ABOVE	
Symbol/Text	Definition
*	Relates to fewer than 5 cases
#	Means that a figure greater than or equal to 5 had been treated to prevent disclosure of a small number elsewhere
-	School not open in this academic year or closed in the previous academic year so data could not be collected and validated post exams
n/a	Not applicable, no pupils in the relevant year of study
JH	Junior High School, no year 12 or post-16 pupils

Post-Primary School Annual Area Profile 2021

DE Ref No	School Name	Status	Council Area
1230155	St Genevieve's High School	Catholic Maintained	BELFAST

Annual Census Information				
Year	Total pupils Y8-Y12	6 th Form	Total Enrolment	Pupils in IMU
2017/18	794	228	1022	0
2018/19	788	259	1047	0
2019/20	805	237	1042	0
2020/21	811	231	1042	0
Approved Enrolment Number				1000
Approved Admissions Number				160
Year 8 Pupils 2020/21				162
First Preference Applications 2020/21				131
% FSME				50.9%

Educational Achievements				
Year	5+ GCSE A*-C % of year 12 pupils achieving 5+ GCSEs grades A*-C (including equivalents)	5+ GCSE A*-C inc English & Maths % of year 12 pupils achieving 5+ GCSEs grades A*-C (including equivalents) Including English and Maths	3+ A Levels A*-C % of pupils achieving 3+ A Level grades A*-C (including equivalents)	2+ A Levels A*-E % of pupils achieving 2+ A Level grades A*-E (including equivalents)
2017/18	69.5	57.6	33.7	93.0
2018/19	75.2	61.7	42.2	93.3
2019/20	Not available	Not available	Not available	Not available
In formal intervention any period 1 April 2020-31 March 2021				

EF Compliant	
Key Stage 4 compliant	Y
Post-16 compliant	Y

Budgets			
Year	Available Delegated Resources £	Surplus/Deficit £	Surplus/Deficit %
2017/18	5,055,895	87,311	1.73%
2018/19	4,787,696	-32,895	-0.69%
2019/20	5,021,274	-13,665	-0.27%

KEY TO SYMBOLS & TEXT USED IN DATA ABOVE	
Symbol/Text	Definition
*	Relates to fewer than 5 cases
#	Means that a figure greater than or equal to 5 had been treated to prevent disclosure of a small number elsewhere
-	School not open in this academic year or closed in the previous academic year so data could not be collected and validated post exams
n/a	Not applicable, no pupils in the relevant year of study
JH	Junior High School, no year 12 or post-16 pupils

Post-Primary School Annual Area Profile 2021

DE Ref No	School Name	Status	Council Area
1230275	St Joseph's College, Ravenhill Road	Catholic Maintained	BELFAST

Annual Census Information				
Year	Total pupils Y8-Y12	6 th Form	Total Enrolment	Pupils in IMU
2017/18	575	83	658	0
2018/19	613	63	676	0
2019/20	660	77	737	0
2020/21	700	91	791	0
Approved Enrolment Number				720
Approved Admissions Number				150
Year 8 Pupils 2020/21				164
First Preference Applications 2020/21				84
% FSME				46.1%

Educational Achievements				
Year	5+ GCSE A*-C % of year 12 pupils achieving 5+ GCSEs grades A*-C (including equivalents)	5+ GCSE A*-C inc English & Maths % of year 12 pupils achieving 5+ GCSEs grades A*-C (including equivalents) Including English and Maths	3+ A Levels A*-C % of pupils achieving 3+ A Level grades A*-C (including equivalents)	2+ A Levels A*-E % of pupils achieving 2+ A Level grades A*-E (including equivalents)
2017/18	78.8	52.5	75.0	97.2
2018/19	70.0	51.1	31.6	100.0
2019/20	Not available	Not available	Not available	Not available
In formal intervention any period 1 April 2020-31 March 2021				

EF Compliant	
Key Stage 4 compliant	Y
Post-16 compliant	Y

Budgets			
Year	Available Delegated Resources £	Surplus/Deficit £	Surplus/Deficit %
2017/18	3,198,439	166,350	5.20%
2018/19	3,203,417	305,666	9.54%
2019/20	3,562,072	328,417	9.22%

KEY TO SYMBOLS & TEXT USED IN DATA ABOVE	
Symbol/Text	Definition
*	Relates to fewer than 5 cases
#	Means that a figure greater than or equal to 5 had been treated to prevent disclosure of a small number elsewhere
-	School not open in this academic year or closed in the previous academic year so data could not be collected and validated post exams
n/a	Not applicable, no pupils in the relevant year of study
JH	Junior High School, no year 12 or post-16 pupils

Post-Primary School Annual Area Profile 2021

DE Ref No	School Name	Status	Council Area
1230053	St Louise's Comprehensive College	Catholic Maintained	BELFAST

Annual Census Information				
Year	Total pupils Y8-Y12	6 th Form	Total Enrolment	Pupils in IMU
2017/18	1089	346	1435	0
2018/19	1139	338	1477	0
2019/20	1175	369	1544	0
2020/21	1206	312	1518	0
Approved Enrolment Number				1500
Approved Admissions Number				220
Year 8 Pupils 2020/21				231
First Preference Applications 2020/21				263
% FSME				59.4%

Educational Achievements				
Year	5+ GCSE A*-C % of year 12 pupils achieving 5+ GCSEs grades A*-C (including equivalents)	5+ GCSE A*-C inc English & Maths % of year 12 pupils achieving 5+ GCSEs grades A*-C (including equivalents) Including English and Maths	3+ A Levels A*-C % of pupils achieving 3+ A Level grades A*-C (including equivalents)	2+ A Levels A*-E % of pupils achieving 2+ A Level grades A*-E (including equivalents)
2017/18	97.8	57.0	75.5	100.0
2018/19	90.1	56.3	79.4	97.4
2019/20	Not available	Not available	Not available	Not available
In formal intervention any period 1 April 2020-31 March 2021				

EF Compliant	
Key Stage 4 compliant	Y
Post-16 compliant	Y

Budgets			
Year	Available Delegated Resources £	Surplus/Deficit £	Surplus/Deficit %
2017/18	7,680,632	561,983	7.32%
2018/19	7,312,622	386,890	5.29%
2019/20	7,968,023	241,283	3.03%

KEY TO SYMBOLS & TEXT USED IN DATA ABOVE	
Symbol/Text	Definition
*	Relates to fewer than 5 cases
#	Means that a figure greater than or equal to 5 had been treated to prevent disclosure of a small number elsewhere
-	School not open in this academic year or closed in the previous academic year so data could not be collected and validated post exams
n/a	Not applicable, no pupils in the relevant year of study
JH	Junior High School, no year 12 or post-16 pupils

Post-Primary School Annual Area Profile 2021

DE Ref No	School Name	Status	Council Area
1420030	St Malachy's College	Voluntary	BELFAST

Annual Census Information				
Year	Total pupils Y8-Y12	6 th Form	Total Enrolment	Pupils in IMU
2017/18	822	272	1094	0
2018/19	819	269	1088	0
2019/20	831	279	1110	0
2020/21	843	268	1111	0
Approved Enrolment Number				1050
Approved Admissions Number				170
Year 8 Pupils 2020/21				181
First Preference Applications 2020/21				229
% FSME				23.1%

Educational Achievements				
Year	5+ GCSE A*-C % of year 12 pupils achieving 5+ GCSEs grades A*-C (including equivalents)	5+ GCSE A*-C inc English & Maths % of year 12 pupils achieving 5+ GCSEs grades A*-C (including equivalents) Including English and Maths	3+ A Levels A*-C % of pupils achieving 3+ A Level grades A*-C (including equivalents)	2+ A Levels A*-E % of pupils achieving 2+ A Level grades A*-E (including equivalents)
2017/18	98.2	98.2	82.4	100.0
2018/19	98.2	97.0	75.5	100.0
2019/20	Not available	Not available	Not available	Not available
In formal intervention any period 1 April 2020-31 March 2021				

EF Compliant	
Key Stage 4 compliant	Y
Post-16 compliant	Y

Budgets			
Year	Available Delegated Resources £	Surplus/Deficit £	Surplus/Deficit %
2017/18			
2018/19			
2019/20			

KEY TO SYMBOLS & TEXT USED IN DATA ABOVE	
Symbol/Text	Definition
*	Relates to fewer than 5 cases
#	Means that a figure greater than or equal to 5 had been treated to prevent disclosure of a small number elsewhere
-	School not open in this academic year or closed in the previous academic year so data could not be collected and validated post exams
n/a	Not applicable, no pupils in the relevant year of study
JH	Junior High School, no year 12 or post-16 pupils

Post-Primary School Annual Area Profile 2021

DE Ref No	School Name	Status	Council Area
1420021	St Mary's Christian Brothers' Grammar School	Voluntary	BELFAST

Annual Census Information				
Year	Total pupils Y8-Y12	6 th Form	Total Enrolment	Pupils in IMU
2017/18	884	281	1165	0
2018/19	886	268	1154	0
2019/20	889	270	1159	0
2020/21	905	275	1180	0
Approved Enrolment Number				1180
Approved Admissions Number				175
Year 8 Pupils 2020/21				182
First Preference Applications 2020/21				180
% FSME				36.7%

Educational Achievements				
Year	5+ GCSE A*-C % of year 12 pupils achieving 5+ GCSEs grades A*-C (including equivalents)	5+ GCSE A*-C inc English & Maths % of year 12 pupils achieving 5+ GCSEs grades A*-C (including equivalents) Including English and Maths	3+ A Levels A*-C % of pupils achieving 3+ A Level grades A*-C (including equivalents)	2+ A Levels A*-E % of pupils achieving 2+ A Level grades A*-E (including equivalents)
2017/18	85.7	78.9	74.4	98.3
2018/19	92.8	83.1	75.9	98.1
2019/20	Not available	Not available	Not available	Not available
In formal intervention any period 1 April 2020-31 March 2021				

EF Compliant	
Key Stage 4 compliant	Y
Post-16 compliant	Y

Budgets			
Year	Available Delegated Resources £	Surplus/Deficit £	Surplus/Deficit %
2017/18			
2018/19			
2019/20			

KEY TO SYMBOLS & TEXT USED IN DATA ABOVE	
Symbol/Text	Definition
*	Relates to fewer than 5 cases
#	Means that a figure greater than or equal to 5 had been treated to prevent disclosure of a small number elsewhere
-	School not open in this academic year or closed in the previous academic year so data could not be collected and validated post exams
n/a	Not applicable, no pupils in the relevant year of study
JH	Junior High School, no year 12 or post-16 pupils

Post-Primary School Annual Area Profile 2021

DE Ref No	School Name	Status	Council Area
1230026	St Patrick's College (closed August 2017)	Catholic Maintained	BELFAST

Annual Census Information				
Year	Total pupils Y8-Y12	6 th Form	Total Enrolment	Pupils in IMU
2017/18	-	-	-	-
2018/19	-	-	-	-
2019/20	-	-	-	-
2020/21	-	-	-	-
Approved Enrolment Number				#N/A
Approved Admissions Number				-
Year 8 Pupils 2020/21				-
First Preference Applications 2020/21				-
% FSME				-

Educational Achievements				
Year	5+ GCSE A*-C % of year 12 pupils achieving 5+ GCSEs grades A*-C (including equivalents)	5+ GCSE A*-C inc English & Maths % of year 12 pupils achieving 5+ GCSEs grades A*-C (including equivalents) Including English and Maths	3+ A Levels A*-C % of pupils achieving 3+ A Level grades A*-C (including equivalents)	2+ A Levels A*-E % of pupils achieving 2+ A Level grades A*-E (including equivalents)
2017/18	-	-	-	-
2018/19	-	-	-	-
2019/20	Not available	Not available	Not available	Not available
In formal intervention any period 1 April 2020-31 March 2021				

EF Compliant	
Key Stage 4 compliant	
Post-16 compliant	

Budgets			
Year	Available Delegated Resources £	Surplus/Deficit £	Surplus/Deficit %
2017/18	1,243,918	-19,777	-1.59%
2018/19			
2019/20			

KEY TO SYMBOLS & TEXT USED IN DATA ABOVE	
Symbol/Text	Definition
*	Relates to fewer than 5 cases
#	Means that a figure greater than or equal to 5 had been treated to prevent disclosure of a small number elsewhere
-	School not open in this academic year or closed in the previous academic year so data could not be collected and validated post exams
n/a	Not applicable, no pupils in the relevant year of study
JH	Junior High School, no year 12 or post-16 pupils

Post-Primary School Annual Area Profile 2021

DE Ref No	School Name	Status	Council Area
1230130	St Rose's Dominican College (amalgated August 2019)	Catholic Maintained	BELFAST

Annual Census Information				
Year	Total pupils Y8-Y12	6 th Form	Total Enrolment	Pupils in IMU
2017/18	147	96	243	0
2018/19	128	87	215	0
2019/20	-	-	-	-
2020/21	-	-	-	-
Approved Enrolment Number				#N/A
Approved Admissions Number				-
Year 8 Pupils 2020/21				-
First Preference Applications 2020/21				-
% FSME				-

Educational Achievements				
Year	5+ GCSE A*-C % of year 12 pupils achieving 5+ GCSEs grades A*-C (including equivalents)	5+ GCSE A*-C inc English & Maths % of year 12 pupils achieving 5+ GCSEs grades A*-C (including equivalents) Including English and Maths	3+ A Levels A*-C % of pupils achieving 3+ A Level grades A*-C (including equivalents)	2+ A Levels A*-E % of pupils achieving 2+ A Level grades A*-E (including equivalents)
2017/18	23.3	20.0	64.7	100.0
2018/19	-	-	-	-
2019/20	Not available	Not available	Not available	Not available
In formal intervention any period 1 April 2020-31 March 2021				

EF Compliant	
Key Stage 4 compliant	
Post-16 compliant	

Budgets			
Year	Available Delegated Resources £	Surplus/Deficit £	Surplus/Deficit %
2017/18	1,343,649	-57,302	-4.26%
2018/19	1,393,313	-63,031	-4.52%
2019/20	508,047	-209,114	-41.16%

KEY TO SYMBOLS & TEXT USED IN DATA ABOVE	
Symbol/Text	Definition
*	Relates to fewer than 5 cases
#	Means that a figure greater than or equal to 5 had been treated to prevent disclosure of a small number elsewhere
-	School not open in this academic year or closed in the previous academic year so data could not be collected and validated post exams
n/a	Not applicable, no pupils in the relevant year of study
JH	Junior High School, no year 12 or post-16 pupils

Post-Primary School Annual Area Profile 2021

DE Ref No	School Name	Status	Council Area
1420089	Strathearn School	Voluntary	BELFAST

Annual Census Information				
Year	Total pupils Y8-Y12	6 th Form	Total Enrolment	Pupils in IMU
2017/18	569	209	778	0
2018/19	568	196	764	0
2019/20	591	197	788	0
2020/21	590	213	803	0
Approved Enrolment Number				770
Approved Admissions Number				120
Year 8 Pupils 2020/21				120
First Preference Applications 2020/21				138
% FSME				4.5%

Educational Achievements				
Year	5+ GCSE A*-C % of year 12 pupils achieving 5+ GCSEs grades A*-C (including equivalents)	5+ GCSE A*-C inc English & Maths % of year 12 pupils achieving 5+ GCSEs grades A*-C (including equivalents) Including English and Maths	3+ A Levels A*-C % of pupils achieving 3+ A Level grades A*-C (including equivalents)	2+ A Levels A*-E % of pupils achieving 2+ A Level grades A*-E (including equivalents)
2017/18	99.1	99.1	81.0	99.0
2018/19	99.1	98.1	88.4	100.0
2019/20	Not available	Not available	Not available	Not available
In formal intervention any period 1 April 2020-31 March 2021				

EF Compliant	
Key Stage 4 compliant	Y
Post-16 compliant	Y

Budgets			
Year	Available Delegated Resources £	Surplus/Deficit £	Surplus/Deficit %
2017/18			
2018/19			
2019/20			

KEY TO SYMBOLS & TEXT USED IN DATA ABOVE	
Symbol/Text	Definition
*	Relates to fewer than 5 cases
#	Means that a figure greater than or equal to 5 had been treated to prevent disclosure of a small number elsewhere
-	School not open in this academic year or closed in the previous academic year so data could not be collected and validated post exams
n/a	Not applicable, no pupils in the relevant year of study
JH	Junior High School, no year 12 or post-16 pupils

Post-Primary School Annual Area Profile 2021

DE Ref No	School Name	Status	Council Area
1420027	The Royal Belfast Academical Institution	Voluntary	BELFAST

Annual Census Information				
Year	Total pupils Y8-Y12	6 th Form	Total Enrolment	Pupils in IMU
2017/18	782	230	1012	0
2018/19	796	235	1031	0
2019/20	785	237	1022	0
2020/21	777	265	1042	0
Approved Enrolment Number				1050
Approved Admissions Number				150
Year 8 Pupils 2020/21				152
First Preference Applications 2020/21				126
% FSME				9.0%

Educational Achievements				
Year	5+ GCSE A*-C % of year 12 pupils achieving 5+ GCSEs grades A*-C (including equivalents)	5+ GCSE A*-C inc English & Maths % of year 12 pupils achieving 5+ GCSEs grades A*-C (including equivalents) Including English and Maths	3+ A Levels A*-C % of pupils achieving 3+ A Level grades A*-C (including equivalents)	2+ A Levels A*-E % of pupils achieving 2+ A Level grades A*-E (including equivalents)
2017/18	98.6	97.1	77.1	100.0
2018/19	96.8	96.1	72.3	100.0
2019/20	Not available	Not available	Not available	Not available
In formal intervention any period 1 April 2020-31 March 2021				

EF Compliant	
Key Stage 4 compliant	Y
Post-16 compliant	Y

Budgets			
Year	Available Delegated Resources £	Surplus/Deficit £	Surplus/Deficit %
2017/18			
2018/19			
2019/20			

KEY TO SYMBOLS & TEXT USED IN DATA ABOVE	
Symbol/Text	Definition
*	Relates to fewer than 5 cases
#	Means that a figure greater than or equal to 5 had been treated to prevent disclosure of a small number elsewhere
-	School not open in this academic year or closed in the previous academic year so data could not be collected and validated post exams
n/a	Not applicable, no pupils in the relevant year of study
JH	Junior High School, no year 12 or post-16 pupils

Post-Primary School Annual Area Profile 2021

DE Ref No	School Name	Status	Council Area
1420264	Victoria College	Voluntary	BELFAST

Annual Census Information				
Year	Total pupils Y8-Y12	6 th Form	Total Enrolment	Pupils in IMU
2017/18	674	223	897	0
2018/19	688	206	894	0
2019/20	695	197	892	0
2020/21	679	230	909	0
Approved Enrolment Number				870
Approved Admissions Number				130
Year 8 Pupils 2020/21				135
First Preference Applications 2020/21				116
% FSME				9.1%

Educational Achievements				
Year	5+ GCSE A*-C % of year 12 pupils achieving 5+ GCSEs grades A*-C (including equivalents)	5+ GCSE A*-C inc English & Maths % of year 12 pupils achieving 5+ GCSEs grades A*-C (including equivalents) Including English and Maths	3+ A Levels A*-C % of pupils achieving 3+ A Level grades A*-C (including equivalents)	2+ A Levels A*-E % of pupils achieving 2+ A Level grades A*-E (including equivalents)
2017/18	97.6	95.2	71.6	100.0
2018/19	97.7	95.5	68.9	99.0
2019/20	Not available	Not available	Not available	Not available
In formal intervention any period 1 April 2020-31 March 2021				

EF Compliant	
Key Stage 4 compliant	Y
Post-16 compliant	Y

Budgets			
Year	Available Delegated Resources £	Surplus/Deficit £	Surplus/Deficit %
2017/18			
2018/19			
2019/20			

KEY TO SYMBOLS & TEXT USED IN DATA ABOVE	
Symbol/Text	Definition
*	Relates to fewer than 5 cases
#	Means that a figure greater than or equal to 5 had been treated to prevent disclosure of a small number elsewhere
-	School not open in this academic year or closed in the previous academic year so data could not be collected and validated post exams
n/a	Not applicable, no pupils in the relevant year of study
JH	Junior High School, no year 12 or post-16 pupils

Post-Primary School Annual Area Profile 2021

DE Ref No	School Name	Status	Council Area
1410270	Wellington College	Controlled	BELFAST

Annual Census Information				
Year	Total pupils Y8-Y12	6 th Form	Total Enrolment	Pupils in IMU
2017/18	584	158	742	0
2018/19	582	173	755	0
2019/20	586	187	773	0
2020/21	588	182	770	0
Approved Enrolment Number				770
Approved Admissions Number				110
Year 8 Pupils 2020/21				116
First Preference Applications 2020/21				106
% FSME				24.0%

Educational Achievements				
Year	5+ GCSE A*-C % of year 12 pupils achieving 5+ GCSEs grades A*-C (including equivalents)	5+ GCSE A*-C inc English & Maths % of year 12 pupils achieving 5+ GCSEs grades A*-C (including equivalents) Including English and Maths	3+ A Levels A*-C % of pupils achieving 3+ A Level grades A*-C (including equivalents)	2+ A Levels A*-E % of pupils achieving 2+ A Level grades A*-E (including equivalents)
2017/18	99.2	97.5	82.9	100.0
2018/19	99.1	98.2	67.7	100.0
2019/20	Not available	Not available	Not available	Not available
In formal intervention any period 1 April 2020-31 March 2021				Y

EF Compliant	
Key Stage 4 compliant	Y
Post-16 compliant	Y

Budgets			
Year	Available Delegated Resources £	Surplus/Deficit £	Surplus/Deficit %
2017/18	3,152,621	-81,197	-2.58%
2018/19	2,946,953	-98,153	-3.33%
2019/20	3,164,214	-505	-0.02%

KEY TO SYMBOLS & TEXT USED IN DATA ABOVE	
Symbol/Text	Definition
*	Relates to fewer than 5 cases
#	Means that a figure greater than or equal to 5 had been treated to prevent disclosure of a small number elsewhere
-	School not open in this academic year or closed in the previous academic year so data could not be collected and validated post exams
n/a	Not applicable, no pupils in the relevant year of study
JH	Junior High School, no year 12 or post-16 pupils

Causeway Coast and Glens District Council

SUMMARY DATA FOR POST-PRIMARY SCHOOLS IN THE CAUSEWAY COAST AND GLENS DISTRICT COUNCIL AREA

Management Type	Total – Enrolments	Numbers of Schools	Total Approved Enrolment
Controlled	3,323	6	3,960
Voluntary	3,510	4	3,555
Catholic Maintained	1,933	4	2,470
Other Maintained	226	1	185
GMI	444	1	500

Available School Places

In post-primary schools there has been a decrease of 107 available places compared to the corresponding figure in the 2020 Annual Area Profiles.

School Finance and Enrolment

The chart overleaf summarises the financial position of the schools in the council area between 2017/18 and 2019/20. The Authority does not retain information for voluntary grammar and grant maintained schools and these are shown under the “no budgetary information” category.

The chart overleaf also summarises the enrolment history of the schools between 2017/18 and 2020/21.

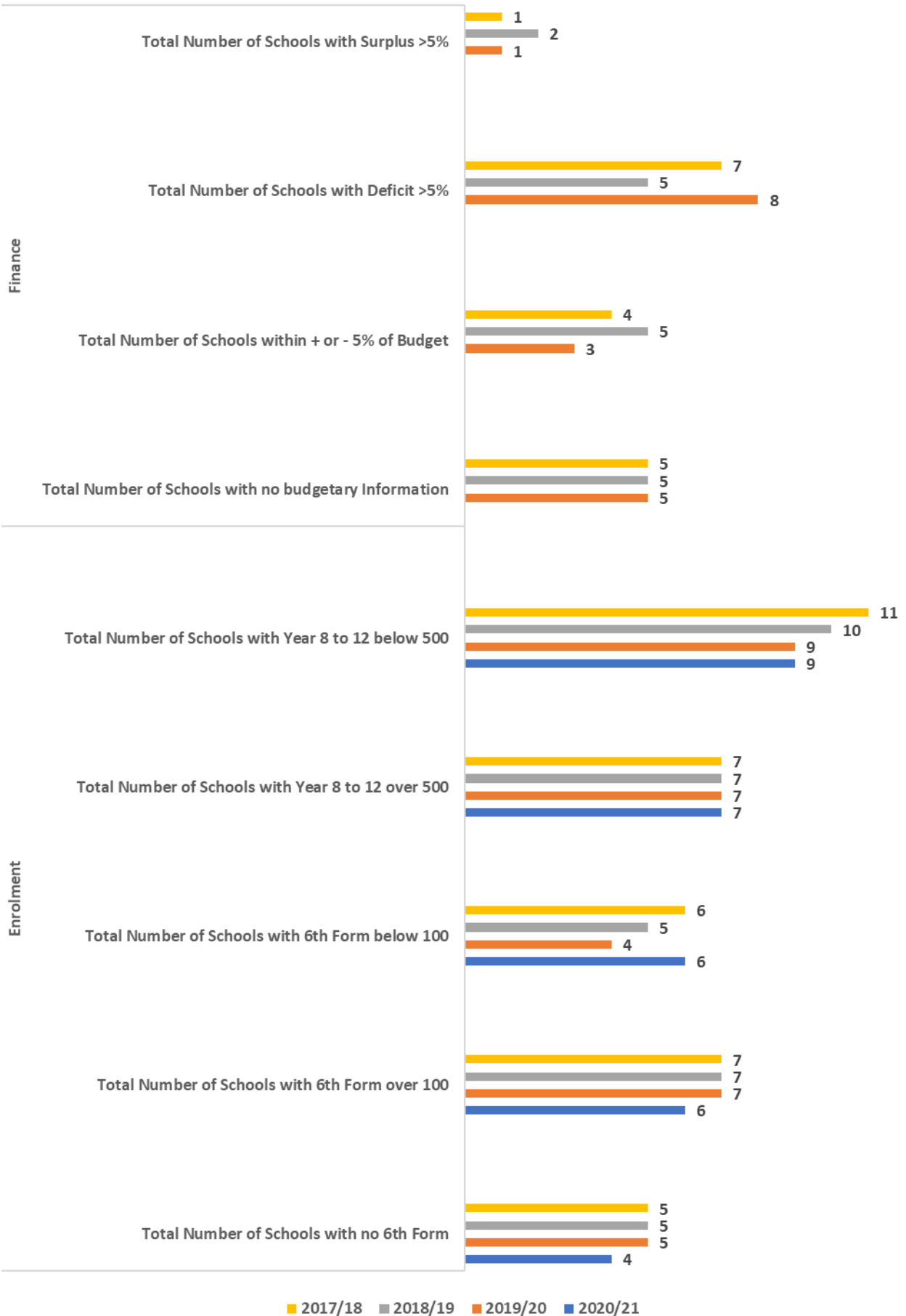
This data is assessed against the sustainable schools criteria:

- In 2020/21 there were 9 schools with a year 8 to 12 enrolment below 500.
- In 2020/21 there were 6 schools with a 6th form below 100.
- The number of schools with a deficit greater than 5% increased in 2019/20 when compared to previous years.

Compliance with the Entitlement Framework Requirements (Post-Primary Schools)

In 2020/21 there were a total of 16 schools that complied with the KS4 component of the EF compared to 15 in 2019/20. In addition 11 schools in 2020/21 were compliant with the post-16 component compared to 10 in 2019/20.

Causeway Coast and Glens Borough Council Area Finance and Enrolment Summary



Post-Primary School Annual Area Profile 2021

DE Ref No	School Name	Status	Council Area
3210124	Ballycastle High School	Controlled	CAUSEWAY COAST AND GLENS

Annual Census Information				
Year	Total pupils Y8-Y12	6 th Form	Total Enrolment	Pupils in IMU
2017/18	343	69	412	0
2018/19	334	71	405	0
2019/20	346	54	400	0
2020/21	368	60	428	0
Approved Enrolment Number				460
Approved Admissions Number				92
Year 8 Pupils 2020/21				80
First Preference Applications 2020/21				71
% FSME				31.1%

Educational Achievements				
Year	5+ GCSE A*-C % of year 12 pupils achieving 5+ GCSEs grades A*-C (including equivalents)	5+ GCSE A*-C inc English & Maths % of year 12 pupils achieving 5+ GCSEs grades A*-C (including equivalents) Including English and Maths	3+ A Levels A*-C % of pupils achieving 3+ A Level grades A*-C (including equivalents)	2+ A Levels A*-E % of pupils achieving 2+ A Level grades A*-E (including equivalents)
2017/18	70.5	54.1	72.7	95.5
2018/19	66.1	53.6	78.9	100.0
2019/20	Not available	Not available	Not available	Not available
In formal intervention any period 1 April 2020-31 March 2021				

EF Compliant	
Key Stage 4 compliant	Y
Post-16 compliant	Y

Budgets			
Year	Available Delegated Resources £	Surplus/Deficit £	Surplus/Deficit %
2017/18	1,920,478	39,254	2.04%
2018/19	1,883,436	-8,012	-0.43%
2019/20	1,909,266	-69,373	-3.63%

KEY TO SYMBOLS & TEXT USED IN DATA ABOVE	
Symbol/Text	Definition
*	Relates to fewer than 5 cases
#	Means that a figure greater than or equal to 5 had been treated to prevent disclosure of a small number elsewhere
-	School not open in this academic year or closed in the previous academic year so data could not be collected and validated post exams
n/a	Not applicable, no pupils in the relevant year of study
JH	Junior High School, no year 12 or post-16 pupils

Post-Primary School Annual Area Profile 2021

DE Ref No	School Name	Status	Council Area
3210133	Ballymoney High School	Controlled	CAUSEWAY COAST AND GLENS

Annual Census Information				
Year	Total pupils Y8-Y12	6 th Form	Total Enrolment	Pupils in IMU
2017/18	604	0	604	0
2018/19	632	0	632	0
2019/20	647	0	647	0
2020/21	643	0	643	0
Approved Enrolment Number				670
Approved Admissions Number				130
Year 8 Pupils 2020/21				123
First Preference Applications 2020/21				107
% FSME				34.2%

Educational Achievements				
Year	5+ GCSE A*-C % of year 12 pupils achieving 5+ GCSEs grades A*-C (including equivalents)	5+ GCSE A*-C inc English & Maths % of year 12 pupils achieving 5+ GCSEs grades A*-C (including equivalents) Including English and Maths	3+ A Levels A*-C % of pupils achieving 3+ A Level grades A*-C (including equivalents)	2+ A Levels A*-E % of pupils achieving 2+ A Level grades A*-E (including equivalents)
2017/18	81.3	37.5	n/a	n/a
2018/19	89.3	40.2	n/a	n/a
2019/20	Not available	Not available	Not available	Not available
In formal intervention any period 1 April 2020-31 March 2021				

EF Compliant	
Key Stage 4 compliant	Y
Post-16 compliant	No Sixth Form

Budgets			
Year	Available Delegated Resources £	Surplus/Deficit £	Surplus/Deficit %
2017/18	2,632,396	190,393	7.23%
2018/19	2,650,154	25,813	0.97%
2019/20	2,730,311	-304,444	-11.15%

KEY TO SYMBOLS & TEXT USED IN DATA ABOVE	
Symbol/Text	Definition
*	Relates to fewer than 5 cases
#	Means that a figure greater than or equal to 5 had been treated to prevent disclosure of a small number elsewhere
-	School not open in this academic year or closed in the previous academic year so data could not be collected and validated post exams
n/a	Not applicable, no pupils in the relevant year of study
JH	Junior High School, no year 12 or post-16 pupils

Post-Primary School Annual Area Profile 2021

DE Ref No	School Name	Status	Council Area
3210300	Coleraine College	Controlled	CAUSEWAY COAST AND GLENS

Annual Census Information				
Year	Total pupils Y8-Y12	6 th Form	Total Enrolment	Pupils in IMU
2017/18	224	6	230	0
2018/19	274	0	274	0
2019/20	327	0	327	0
2020/21	362	0	362	0
Approved Enrolment Number				600
Approved Admissions Number				140
Year 8 Pupils 2020/21				86
First Preference Applications 2020/21				62
% FSME				49.4%

Educational Achievements				
Year	5+ GCSE A*-C % of year 12 pupils achieving 5+ GCSEs grades A*-C (including equivalents)	5+ GCSE A*-C inc English & Maths % of year 12 pupils achieving 5+ GCSEs grades A*-C (including equivalents) Including English and Maths	3+ A Levels A*-C % of pupils achieving 3+ A Level grades A*-C (including equivalents)	2+ A Levels A*-E % of pupils achieving 2+ A Level grades A*-E (including equivalents)
2017/18	72.0	24.0	0.0	100.0
2018/19	52.2	47.8	n/a	n/a
2019/20	Not available	Not available	Not available	Not available
In formal intervention any period 1 April 2020-31 March 2021				

EF Compliant	
Key Stage 4 compliant	Y
Post-16 compliant	No Sixth Form

Budgets			
Year	Available Delegated Resources £	Surplus/Deficit £	Surplus/Deficit %
2017/18	132,933	-1,254,526	-943.73%
2018/19	46,053	-1,398,590	-3036.91%
2019/20	101,194	-1,472,341	-1454.97%

KEY TO SYMBOLS & TEXT USED IN DATA ABOVE	
Symbol/Text	Definition
*	Relates to fewer than 5 cases
#	Means that a figure greater than or equal to 5 had been treated to prevent disclosure of a small number elsewhere
-	School not open in this academic year or closed in the previous academic year so data could not be collected and validated post exams
n/a	Not applicable, no pupils in the relevant year of study
JH	Junior High School, no year 12 or post-16 pupils

Post-Primary School Annual Area Profile 2021

DE Ref No	School Name	Status	Council Area
3420317	Coleraine Grammar School	Voluntary	CAUSEWAY COAST AND GLENS

Annual Census Information				
Year	Total pupils Y8-Y12	6 th Form	Total Enrolment	Pupils in IMU
2017/18	952	295	1247	0
2018/19	875	280	1155	0
2019/20	778	285	1063	0
2020/21	780	268	1048	0
Approved Enrolment Number				1080
Approved Admissions Number				156
Year 8 Pupils 2020/21				158
First Preference Applications 2020/21				161
% FSME				15.1%

Educational Achievements				
Year	5+ GCSE A*-C % of year 12 pupils achieving 5+ GCSEs grades A*-C (including equivalents)	5+ GCSE A*-C inc English & Maths % of year 12 pupils achieving 5+ GCSEs grades A*-C (including equivalents) Including English and Maths	3+ A Levels A*-C % of pupils achieving 3+ A Level grades A*-C (including equivalents)	2+ A Levels A*-E % of pupils achieving 2+ A Level grades A*-E (including equivalents)
2017/18	90.5	86.1	67.9	98.5
2018/19	85.8	83.8	63.2	98.5
2019/20	Not available	Not available	Not available	Not available
In formal intervention any period 1 April 2020-31 March 2021				

EF Compliant	
Key Stage 4 compliant	Y
Post-16 compliant	Y

Budgets			
Year	Available Delegated Resources £	Surplus/Deficit £	Surplus/Deficit %
2017/18			
2018/19			
2019/20			

KEY TO SYMBOLS & TEXT USED IN DATA ABOVE	
Symbol/Text	Definition
*	Relates to fewer than 5 cases
#	Means that a figure greater than or equal to 5 had been treated to prevent disclosure of a small number elsewhere
-	School not open in this academic year or closed in the previous academic year so data could not be collected and validated post exams
n/a	Not applicable, no pupils in the relevant year of study
JH	Junior High School, no year 12 or post-16 pupils

Post-Primary School Annual Area Profile 2021

DE Ref No	School Name	Status	Council Area
3230227	Cross and Passion College	Catholic Maintained	CAUSEWAY COAST AND GLENS

Annual Census Information				
Year	Total pupils Y8-Y12	6 th Form	Total Enrolment	Pupils in IMU
2017/18	518	209	727	0
2018/19	539	175	714	0
2019/20	580	156	736	0
2020/21	588	171	759	0
Approved Enrolment Number				720
Approved Admissions Number				130
Year 8 Pupils 2020/21				127
First Preference Applications 2020/21				120
% FSME				21.9%

Educational Achievements				
Year	5+ GCSE A*-C % of year 12 pupils achieving 5+ GCSEs grades A*-C (including equivalents)	5+ GCSE A*-C inc English & Maths % of year 12 pupils achieving 5+ GCSEs grades A*-C (including equivalents) Including English and Maths	3+ A Levels A*-C % of pupils achieving 3+ A Level grades A*-C (including equivalents)	2+ A Levels A*-E % of pupils achieving 2+ A Level grades A*-E (including equivalents)
2017/18	86.6	73.2	89.1	98.9
2018/19	94.4	80.9	90.6	95.8
2019/20	Not available	Not available	Not available	Not available
In formal intervention any period 1 April 2020-31 March 2021				

EF Compliant	
Key Stage 4 compliant	Y
Post-16 compliant	Y

Budgets			
Year	Available Delegated Resources £	Surplus/Deficit £	Surplus/Deficit %
2017/18	3,011,373	-51,775	-1.72%
2018/19	3,068,759	-44,998	-1.47%
2019/20	3,170,054	-168,781	-5.32%

KEY TO SYMBOLS & TEXT USED IN DATA ABOVE	
Symbol/Text	Definition
*	Relates to fewer than 5 cases
#	Means that a figure greater than or equal to 5 had been treated to prevent disclosure of a small number elsewhere
-	School not open in this academic year or closed in the previous academic year so data could not be collected and validated post exams
n/a	Not applicable, no pupils in the relevant year of study
JH	Junior High School, no year 12 or post-16 pupils

Post-Primary School Annual Area Profile 2021

DE Ref No	School Name	Status	Council Area
3420012	Dalriada School	Voluntary	CAUSEWAY COAST AND GLENS

Annual Census Information				
Year	Total pupils Y8-Y12	6 th Form	Total Enrolment	Pupils in IMU
2017/18	629	236	865	0
2018/19	629	235	864	0
2019/20	640	234	874	0
2020/21	650	244	894	0
Approved Enrolment Number				815
Approved Admissions Number				125
Year 8 Pupils 2020/21				130
First Preference Applications 2020/21				152
% FSME				9.1%

Educational Achievements				
Year	5+ GCSE A*-C % of year 12 pupils achieving 5+ GCSEs grades A*-C (including equivalents)	5+ GCSE A*-C inc English & Maths % of year 12 pupils achieving 5+ GCSEs grades A*-C (including equivalents) Including English and Maths	3+ A Levels A*-C % of pupils achieving 3+ A Level grades A*-C (including equivalents)	2+ A Levels A*-E % of pupils achieving 2+ A Level grades A*-E (including equivalents)
2017/18	100.0	100.0	83.3	100.0
2018/19	96.9	96.1	86.7	100.0
2019/20	Not available	Not available	Not available	Not available
In formal intervention any period 1 April 2020-31 March 2021				

EF Compliant	
Key Stage 4 compliant	Y
Post-16 compliant	Y

Budgets			
Year	Available Delegated Resources £	Surplus/Deficit £	Surplus/Deficit %
2017/18			
2018/19			
2019/20			

KEY TO SYMBOLS & TEXT USED IN DATA ABOVE	
Symbol/Text	Definition
*	Relates to fewer than 5 cases
#	Means that a figure greater than or equal to 5 had been treated to prevent disclosure of a small number elsewhere
-	School not open in this academic year or closed in the previous academic year so data could not be collected and validated post exams
n/a	Not applicable, no pupils in the relevant year of study
JH	Junior High School, no year 12 or post-16 pupils

Post-Primary School Annual Area Profile 2021

DE Ref No	School Name	Status	Council Area
3420068	Dominican College	Voluntary	CAUSEWAY COAST AND GLENS

Annual Census Information				
Year	Total pupils Y8-Y12	6 th Form	Total Enrolment	Pupils in IMU
2017/18	399	137	536	0
2018/19	448	114	562	0
2019/20	481	134	615	0
2020/21	483	122	605	0
Approved Enrolment Number				620
Approved Admissions Number				100
Year 8 Pupils 2020/21				101
First Preference Applications 2020/21				121
% FSME				18.8%

Educational Achievements				
Year	5+ GCSE A*-C % of year 12 pupils achieving 5+ GCSEs grades A*-C (including equivalents)	5+ GCSE A*-C inc English & Maths % of year 12 pupils achieving 5+ GCSEs grades A*-C (including equivalents) Including English and Maths	3+ A Levels A*-C % of pupils achieving 3+ A Level grades A*-C (including equivalents)	2+ A Levels A*-E % of pupils achieving 2+ A Level grades A*-E (including equivalents)
2017/18	100.0	98.6	67.2	100.0
2018/19	100.0	98.8	57.5	100.0
2019/20	Not available	Not available	Not available	Not available
In formal intervention any period 1 April 2020-31 March 2021				

EF Compliant	
Key Stage 4 compliant	Y
Post-16 compliant	Y

Budgets			
Year	Available Delegated Resources £	Surplus/Deficit £	Surplus/Deficit %
2017/18			
2018/19			
2019/20			

KEY TO SYMBOLS & TEXT USED IN DATA ABOVE	
Symbol/Text	Definition
*	Relates to fewer than 5 cases
#	Means that a figure greater than or equal to 5 had been treated to prevent disclosure of a small number elsewhere
-	School not open in this academic year or closed in the previous academic year so data could not be collected and validated post exams
n/a	Not applicable, no pupils in the relevant year of study
JH	Junior High School, no year 12 or post-16 pupils

Post-Primary School Annual Area Profile 2021

DE Ref No	School Name	Status	Council Area
3210222	Dunluce High School	Controlled	CAUSEWAY COAST AND GLENS

Annual Census Information				
Year	Total pupils Y8-Y12	6 th Form	Total Enrolment	Pupils in IMU
2017/18	287	0	287	0
2018/19	260	0	260	0
2019/20	251	0	251	0
2020/21	236	0	236	0
Approved Enrolment Number				550
Approved Admissions Number				110
Year 8 Pupils 2020/21				43
First Preference Applications 2020/21				33
% FSME				53.4%

Educational Achievements				
Year	5+ GCSE A*-C % of year 12 pupils achieving 5+ GCSEs grades A*-C (including equivalents)	5+ GCSE A*-C inc English & Maths % of year 12 pupils achieving 5+ GCSEs grades A*-C (including equivalents) Including English and Maths	3+ A Levels A*-C % of pupils achieving 3+ A Level grades A*-C (including equivalents)	2+ A Levels A*-E % of pupils achieving 2+ A Level grades A*-E (including equivalents)
2017/18	96.0	36.0	n/a	n/a
2018/19	92.3	40.4	n/a	n/a
2019/20	Not available	Not available	Not available	Not available
In formal intervention any period 1 April 2020-31 March 2021				

EF Compliant	
Key Stage 4 compliant	Y
Post-16 compliant	No Sixth Form

Budgets			
Year	Available Delegated Resources £	Surplus/Deficit £	Surplus/Deficit %
2017/18	1,382,908	-157,973	-11.42%
2018/19	1,233,012	-277,457	-22.50%
2019/20	1,078,163	-529,810	-49.14%

KEY TO SYMBOLS & TEXT USED IN DATA ABOVE	
Symbol/Text	Definition
*	Relates to fewer than 5 cases
#	Means that a figure greater than or equal to 5 had been treated to prevent disclosure of a small number elsewhere
-	School not open in this academic year or closed in the previous academic year so data could not be collected and validated post exams
n/a	Not applicable, no pupils in the relevant year of study
JH	Junior High School, no year 12 or post-16 pupils

Post-Primary School Annual Area Profile 2021

DE Ref No	School Name	Status	Council Area
2240319	Gaelcholáiste Dhoire	Other Maintained	CAUSEWAY COAST AND GLENS

Annual Census Information				
Year	Total pupils Y8-Y12	6 th Form	Total Enrolment	Pupils in IMU
2017/18	83	0	83	0
2018/19	121	0	121	0
2019/20	174	0	174	0
2020/21	217	9	226	0
Approved Enrolment Number				245
Approved Admissions Number				65
Year 8 Pupils 2020/21				55
First Preference Applications 2020/21				54
% FSME				28.8%

Educational Achievements				
Year	5+ GCSE A*-C % of year 12 pupils achieving 5+ GCSEs grades A*-C (including equivalents)	5+ GCSE A*-C inc English & Maths % of year 12 pupils achieving 5+ GCSEs grades A*-C (including equivalents) Including English and Maths	3+ A Levels A*-C % of pupils achieving 3+ A Level grades A*-C (including equivalents)	2+ A Levels A*-E % of pupils achieving 2+ A Level grades A*-E (including equivalents)
2017/18	n/a	n/a	n/a	n/a
2018/19	n/a	n/a	n/a	n/a
2019/20	Not available	Not available	Not available	Not available
In formal intervention any period 1 April 2020-31 March 2021				

EF Compliant	
Key Stage 4 compliant	Y
Post-16 compliant	Y

Budgets			
Year	Available Delegated Resources £	Surplus/Deficit £	Surplus/Deficit %
2017/18	355,800	-61,200	-17.20%
2018/19	601,982	-19,216	-3.19%
2019/20	808,505	-154,414	-19.10%

KEY TO SYMBOLS & TEXT USED IN DATA ABOVE	
Symbol/Text	Definition
*	Relates to fewer than 5 cases
#	Means that a figure greater than or equal to 5 had been treated to prevent disclosure of a small number elsewhere
-	School not open in this academic year or closed in the previous academic year so data could not be collected and validated post exams
n/a	Not applicable, no pupils in the relevant year of study
JH	Junior High School, no year 12 or post-16 pupils

Post-Primary School Annual Area Profile 2021

DE Ref No	School Name	Status	Council Area
2410048	Limavady Grammar School	Controlled	CAUSEWAY COAST AND GLENS

Annual Census Information				
Year	Total pupils Y8-Y12	6 th Form	Total Enrolment	Pupils in IMU
2017/18	667	212	879	0
2018/19	669	186	855	0
2019/20	663	204	867	0
2020/21	653	214	867	0
Approved Enrolment Number				910
Approved Admissions Number				130
Year 8 Pupils 2020/21				131
First Preference Applications 2020/21				133
% FSME				13.3%

Educational Achievements				
Year	5+ GCSE A*-C % of year 12 pupils achieving 5+ GCSEs grades A*-C (including equivalents)	5+ GCSE A*-C inc English & Maths % of year 12 pupils achieving 5+ GCSEs grades A*-C (including equivalents) Including English and Maths	3+ A Levels A*-C % of pupils achieving 3+ A Level grades A*-C (including equivalents)	2+ A Levels A*-E % of pupils achieving 2+ A Level grades A*-E (including equivalents)
2017/18	93.1	92.4	69.9	100.0
2018/19	98.5	98.5	80.5	100.0
2019/20	Not available	Not available	Not available	Not available
In formal intervention any period 1 April 2020-31 March 2021				

EF Compliant	
Key Stage 4 compliant	Y
Post-16 compliant	Y

Budgets			
Year	Available Delegated Resources £	Surplus/Deficit £	Surplus/Deficit %
2017/18	4,247,888	594,672	14.00%
2018/19	4,192,401	426,448	10.17%
2019/20	4,085,582	148,262	3.63%

KEY TO SYMBOLS & TEXT USED IN DATA ABOVE	
Symbol/Text	Definition
*	Relates to fewer than 5 cases
#	Means that a figure greater than or equal to 5 had been treated to prevent disclosure of a small number elsewhere
-	School not open in this academic year or closed in the previous academic year so data could not be collected and validated post exams
n/a	Not applicable, no pupils in the relevant year of study
JH	Junior High School, no year 12 or post-16 pupils

Post-Primary School Annual Area Profile 2021

DE Ref No	School Name	Status	Council Area
2210302	Limavady High School	Controlled	CAUSEWAY COAST AND GLENS

Annual Census Information				
Year	Total pupils Y8-Y12	6 th Form	Total Enrolment	Pupils in IMU
2017/18	661	80	741	0
2018/19	676	78	754	0
2019/20	725	69	794	0
2020/21	698	89	787	0
Approved Enrolment Number				770
Approved Admissions Number				140
Year 8 Pupils 2020/21				119
First Preference Applications 2020/21				102
% FSME				38.1%

Educational Achievements				
Year	5+ GCSE A*-C % of year 12 pupils achieving 5+ GCSEs grades A*-C (including equivalents)	5+ GCSE A*-C inc English & Maths % of year 12 pupils achieving 5+ GCSEs grades A*-C (including equivalents) Including English and Maths	3+ A Levels A*-C % of pupils achieving 3+ A Level grades A*-C (including equivalents)	2+ A Levels A*-E % of pupils achieving 2+ A Level grades A*-E (including equivalents)
2017/18	83.6	42.7	46.7	96.7
2018/19	97.9	52.1	59.4	96.9
2019/20	Not available	Not available	Not available	Not available
In formal intervention any period 1 April 2020-31 March 2021				

EF Compliant	
Key Stage 4 compliant	Y
Post-16 compliant	Y

Budgets			
Year	Available Delegated Resources £	Surplus/Deficit £	Surplus/Deficit %
2017/18	3,217,767	3,754	0.12%
2018/19	3,229,714	55,916	1.73%
2019/20	3,492,072	-14,545	-0.42%

KEY TO SYMBOLS & TEXT USED IN DATA ABOVE	
Symbol/Text	Definition
*	Relates to fewer than 5 cases
#	Means that a figure greater than or equal to 5 had been treated to prevent disclosure of a small number elsewhere
-	School not open in this academic year or closed in the previous academic year so data could not be collected and validated post exams
n/a	Not applicable, no pupils in the relevant year of study
JH	Junior High School, no year 12 or post-16 pupils

Post-Primary School Annual Area Profile 2021

DE Ref No	School Name	Status	Council Area
3420034	Loreto College	Voluntary	CAUSEWAY COAST AND GLENS

Annual Census Information				
Year	Total pupils Y8-Y12	6 th Form	Total Enrolment	Pupils in IMU
2017/18	650	200	850	0
2018/19	715	197	912	0
2019/20	764	165	929	0
2020/21	769	194	963	0
Approved Enrolment Number				1010
Approved Admissions Number				160
Year 8 Pupils 2020/21				156
First Preference Applications 2020/21				169
% FSME				19.3%

Educational Achievements				
Year	5+ GCSE A*-C % of year 12 pupils achieving 5+ GCSEs grades A*-C (including equivalents)	5+ GCSE A*-C inc English & Maths % of year 12 pupils achieving 5+ GCSEs grades A*-C (including equivalents) Including English and Maths	3+ A Levels A*-C % of pupils achieving 3+ A Level grades A*-C (including equivalents)	2+ A Levels A*-E % of pupils achieving 2+ A Level grades A*-E (including equivalents)
2017/18	88.2	84.0	72.1	100.0
2018/19	87.1	78.4	84.5	100.0
2019/20	Not available	Not available	Not available	Not available
In formal intervention any period 1 April 2020-31 March 2021				

EF Compliant	
Key Stage 4 compliant	Y
Post-16 compliant	Y

Budgets			
Year	Available Delegated Resources £	Surplus/Deficit £	Surplus/Deficit %
2017/18			
2018/19			
2019/20			

KEY TO SYMBOLS & TEXT USED IN DATA ABOVE	
Symbol/Text	Definition
*	Relates to fewer than 5 cases
#	Means that a figure greater than or equal to 5 had been treated to prevent disclosure of a small number elsewhere
-	School not open in this academic year or closed in the previous academic year so data could not be collected and validated post exams
n/a	Not applicable, no pupils in the relevant year of study
JH	Junior High School, no year 12 or post-16 pupils

Post-Primary School Annual Area Profile 2021

DE Ref No	School Name	Status	Council Area
3260290	North Coast Integrated College	GMI	CAUSEWAY COAST AND GLENS

Annual Census Information				
Year	Total pupils Y8-Y12	6 th Form	Total Enrolment	Pupils in IMU
2017/18	356	90	446	0
2018/19	358	84	442	0
2019/20	360	75	435	0
2020/21	358	86	444	0
Approved Enrolment Number				500
Approved Admissions Number				80
Year 8 Pupils 2020/21				60
First Preference Applications 2020/21				47
% FSME				52.7%

Educational Achievements				
Year	5+ GCSE A*-C % of year 12 pupils achieving 5+ GCSEs grades A*-C (including equivalents)	5+ GCSE A*-C inc English & Maths % of year 12 pupils achieving 5+ GCSEs grades A*-C (including equivalents) Including English and Maths	3+ A Levels A*-C % of pupils achieving 3+ A Level grades A*-C (including equivalents)	2+ A Levels A*-E % of pupils achieving 2+ A Level grades A*-E (including equivalents)
2017/18	75.5	38.8	69.0	89.7
2018/19	67.9	30.2	61.5	89.7
2019/20	Not available	Not available	Not available	Not available
In formal intervention any period 1 April 2020-31 March 2021				

EF Compliant	
Key Stage 4 compliant	Y
Post-16 compliant	N

Budgets			
Year	Available Delegated Resources £	Surplus/Deficit £	Surplus/Deficit %
2017/18			
2018/19			
2019/20			

KEY TO SYMBOLS & TEXT USED IN DATA ABOVE	
Symbol/Text	Definition
*	Relates to fewer than 5 cases
#	Means that a figure greater than or equal to 5 had been treated to prevent disclosure of a small number elsewhere
-	School not open in this academic year or closed in the previous academic year so data could not be collected and validated post exams
n/a	Not applicable, no pupils in the relevant year of study
JH	Junior High School, no year 12 or post-16 pupils

Post-Primary School Annual Area Profile 2021

DE Ref No	School Name	Status	Council Area
3230075	Our Lady of Lourdes High School	Catholic Maintained	CAUSEWAY COAST AND GLENS

Annual Census Information				
Year	Total pupils Y8-Y12	6 th Form	Total Enrolment	Pupils in IMU
2017/18	222	0	222	0
2018/19	253	0	253	0
2019/20	296	0	296	0
2020/21	323	0	323	0
Approved Enrolment Number				400
Approved Admissions Number				80
Year 8 Pupils 2020/21				67
First Preference Applications 2020/21				42
% FSME				44.3%

Educational Achievements				
Year	5+ GCSE A*-C % of year 12 pupils achieving 5+ GCSEs grades A*-C (including equivalents)	5+ GCSE A*-C inc English & Maths % of year 12 pupils achieving 5+ GCSEs grades A*-C (including equivalents) Including English and Maths	3+ A Levels A*-C % of pupils achieving 3+ A Level grades A*-C (including equivalents)	2+ A Levels A*-E % of pupils achieving 2+ A Level grades A*-E (including equivalents)
2017/18	100.0	75.0	n/a	n/a
2018/19	100.0	77.1	n/a	n/a
2019/20	Not available	Not available	Not available	Not available
In formal intervention any period 1 April 2020-31 March 2021				

EF Compliant	
Key Stage 4 compliant	Y
Post-16 compliant	No Sixth Form

Budgets			
Year	Available Delegated Resources £	Surplus/Deficit £	Surplus/Deficit %
2017/18	1,132,548	-89,305	-7.89%
2018/19	1,093,508	-205,450	-18.79%
2019/20	1,146,424	-176,572	-15.40%

KEY TO SYMBOLS & TEXT USED IN DATA ABOVE	
Symbol/Text	Definition
*	Relates to fewer than 5 cases
#	Means that a figure greater than or equal to 5 had been treated to prevent disclosure of a small number elsewhere
-	School not open in this academic year or closed in the previous academic year so data could not be collected and validated post exams
n/a	Not applicable, no pupils in the relevant year of study
JH	Junior High School, no year 12 or post-16 pupils

Post-Primary School Annual Area Profile 2021

DE Ref No	School Name	Status	Council Area
3230110	St Joseph's College, Coleraine (closed August 2019)	Catholic Maintained	CAUSEWAY COAST AND GLENS

Annual Census Information				
Year	Total pupils Y8-Y12	6 th Form	Total Enrolment	Pupils in IMU
2017/18	162	21	183	0
2018/19	63	7	70	0
2019/20	-	-	-	-
2020/21	-	-	-	-
Approved Enrolment Number				#N/A
Approved Admissions Number				-
Year 8 Pupils 2020/21				-
First Preference Applications 2020/21				-
% FSME				-

Educational Achievements				
Year	5+ GCSE A*-C % of year 12 pupils achieving 5+ GCSEs grades A*-C (including equivalents)	5+ GCSE A*-C inc English & Maths % of year 12 pupils achieving 5+ GCSEs grades A*-C (including equivalents) Including English and Maths	3+ A Levels A*-C % of pupils achieving 3+ A Level grades A*-C (including equivalents)	2+ A Levels A*-E % of pupils achieving 2+ A Level grades A*-E (including equivalents)
2017/18	85.0	50.0	50.0	92.9
2018/19	-	-	-	-
2019/20	Not available	Not available	Not available	Not available
In formal intervention any period 1 April 2020-31 March 2021				

EF Compliant	
Key Stage 4 compliant	
Post-16 compliant	

Budgets			
Year	Available Delegated Resources £	Surplus/Deficit £	Surplus/Deficit %
2017/18	916,073	-648,779	-70.82%
2018/19	381,876	-785,946	-205.81%
2019/20	-277,725	-987,077	-355.42%

KEY TO SYMBOLS & TEXT USED IN DATA ABOVE	
Symbol/Text	Definition
*	Relates to fewer than 5 cases
#	Means that a figure greater than or equal to 5 had been treated to prevent disclosure of a small number elsewhere
-	School not open in this academic year or closed in the previous academic year so data could not be collected and validated post exams
n/a	Not applicable, no pupils in the relevant year of study
JH	Junior High School, no year 12 or post-16 pupils

Post-Primary School Annual Area Profile 2021

DE Ref No	School Name	Status	Council Area
2230077	St Mary's High School, Limavady	Catholic Maintained	CAUSEWAY COAST AND GLENS

Annual Census Information				
Year	Total pupils Y8-Y12	6 th Form	Total Enrolment	Pupils in IMU
2017/18	437	115	552	0
2018/19	445	121	566	0
2019/20	455	106	561	0
2020/21	478	79	557	0
Approved Enrolment Number				900
Approved Admissions Number				170
Year 8 Pupils 2020/21				115
First Preference Applications 2020/21				100
% FSME				41.5%

Educational Achievements				
Year	5+ GCSE A*-C % of year 12 pupils achieving 5+ GCSEs grades A*-C (including equivalents)	5+ GCSE A*-C inc English & Maths % of year 12 pupils achieving 5+ GCSEs grades A*-C (including equivalents) Including English and Maths	3+ A Levels A*-C % of pupils achieving 3+ A Level grades A*-C (including equivalents)	2+ A Levels A*-E % of pupils achieving 2+ A Level grades A*-E (including equivalents)
2017/18	94.7	53.3	73.7	100.0
2018/19	85.7	50.5	56.5	100.0
2019/20	Not available	Not available	Not available	Not available
In formal intervention any period 1 April 2020-31 March 2021				

EF Compliant	
Key Stage 4 compliant	Y
Post-16 compliant	Y

Budgets			
Year	Available Delegated Resources £	Surplus/Deficit £	Surplus/Deficit %
2017/18	2,317,237	-177,146	-7.64%
2018/19	2,384,809	-271,390	-11.38%
2019/20	2,437,071	-291,282	-11.95%

KEY TO SYMBOLS & TEXT USED IN DATA ABOVE	
Symbol/Text	Definition
*	Relates to fewer than 5 cases
#	Means that a figure greater than or equal to 5 had been treated to prevent disclosure of a small number elsewhere
-	School not open in this academic year or closed in the previous academic year so data could not be collected and validated post exams
n/a	Not applicable, no pupils in the relevant year of study
JH	Junior High School, no year 12 or post-16 pupils

Post-Primary School Annual Area Profile 2021

DE Ref No	School Name	Status	Council Area
2230144	St Patrick's College, Dungiven	Catholic Maintained	CAUSEWAY COAST AND GLENS

Annual Census Information				
Year	Total pupils Y8-Y12	6 th Form	Total Enrolment	Pupils in IMU
2017/18	225	36	261	0
2018/19	216	35	251	0
2019/20	243	32	275	0
2020/21	263	31	294	0
Approved Enrolment Number				450
Approved Admissions Number				90
Year 8 Pupils 2020/21				61
First Preference Applications 2020/21				50
% FSME				40.8%

Educational Achievements				
Year	5+ GCSE A*-C % of year 12 pupils achieving 5+ GCSEs grades A*-C (including equivalents)	5+ GCSE A*-C inc English & Maths % of year 12 pupils achieving 5+ GCSEs grades A*-C (including equivalents) Including English and Maths	3+ A Levels A*-C % of pupils achieving 3+ A Level grades A*-C (including equivalents)	2+ A Levels A*-E % of pupils achieving 2+ A Level grades A*-E (including equivalents)
2017/18	90.0	60.0	57.9	100.0
2018/19	92.7	65.9	35.7	100.0
2019/20	Not available	Not available	Not available	Not available
In formal intervention any period 1 April 2020-31 March 2021				

EF Compliant	
Key Stage 4 compliant	Y
Post-16 compliant	Y

Budgets			
Year	Available Delegated Resources £	Surplus/Deficit £	Surplus/Deficit %
2017/18	1,383,545	66,270	4.79%
2018/19	1,356,113	273,466	20.17%
2019/20	1,580,162	131,755	8.34%

KEY TO SYMBOLS & TEXT USED IN DATA ABOVE	
Symbol/Text	Definition
*	Relates to fewer than 5 cases
#	Means that a figure greater than or equal to 5 had been treated to prevent disclosure of a small number elsewhere
-	School not open in this academic year or closed in the previous academic year so data could not be collected and validated post exams
n/a	Not applicable, no pupils in the relevant year of study
JH	Junior High School, no year 12 or post-16 pupils

Post-Primary School Annual Area Profile 2021

DE Ref No	School Name	Status	Council Area
3230151	St Paul's College (closed August 2018)	Catholic Maintained	CAUSEWAY COAST AND GLENS

Annual Census Information				
Year	Total pupils Y8-Y12	6 th Form	Total Enrolment	Pupils in IMU
2017/18	274	0	274	0
2018/19	-	-	-	-
2019/20	-	-	-	-
2020/21	-	-	-	-
Approved Enrolment Number				#N/A
Approved Admissions Number				-
Year 8 Pupils 2020/21				-
First Preference Applications 2020/21				-
% FSME				-

Educational Achievements				
Year	5+ GCSE A*-C % of year 12 pupils achieving 5+ GCSEs grades A*-C (including equivalents)	5+ GCSE A*-C inc English & Maths % of year 12 pupils achieving 5+ GCSEs grades A*-C (including equivalents) Including English and Maths	3+ A Levels A*-C % of pupils achieving 3+ A Level grades A*-C (including equivalents)	2+ A Levels A*-E % of pupils achieving 2+ A Level grades A*-E (including equivalents)
2017/18	-	-	-	-
2018/19	-	-	-	-
2019/20	Not available	Not available	Not available	Not available
In formal intervention any period 1 April 2020-31 March 2021				

EF Compliant	
Key Stage 4 compliant	
Post-16 compliant	

Budgets			
Year	Available Delegated Resources £	Surplus/Deficit £	Surplus/Deficit %
2017/18	1,136,767	-186,347	-16.39%
2018/19	321,226	-295,434	-91.97%
2019/20			

KEY TO SYMBOLS & TEXT USED IN DATA ABOVE	
Symbol/Text	Definition
*	Relates to fewer than 5 cases
#	Means that a figure greater than or equal to 5 had been treated to prevent disclosure of a small number elsewhere
-	School not open in this academic year or closed in the previous academic year so data could not be collected and validated post exams
n/a	Not applicable, no pupils in the relevant year of study
JH	Junior High School, no year 12 or post-16 pupils

Derry and Strabane District Council

SUMMARY DATA FOR POST-PRIMARY SCHOOLS IN THE DERRY AND STRABANE DISTRICT COUNCIL AREA

Management Type	Total – Enrolments 2017/18	Numbers of Schools	Total Approved Enrolment
Controlled	1,931	3	2,110
Voluntary	4,484	4	4,640
Catholic Maintained	5,192	6	5,550
Grant Maintained Integrated	617	1	800

Available School Places

In post-primary schools there has been a decrease of 199 available places compared to the corresponding figure in the 2020 Annual Area Profiles.

School Finance and Enrolment

The chart overleaf summarises the financial position of the schools in the council area between 2017/18 and 2019/20. The Authority does not retain information for voluntary grammar and grant maintained schools and these are shown under the “no budgetary information” category.

The chart overleaf also summarises the enrolment history of the schools between 2017/18 and 2020/21.

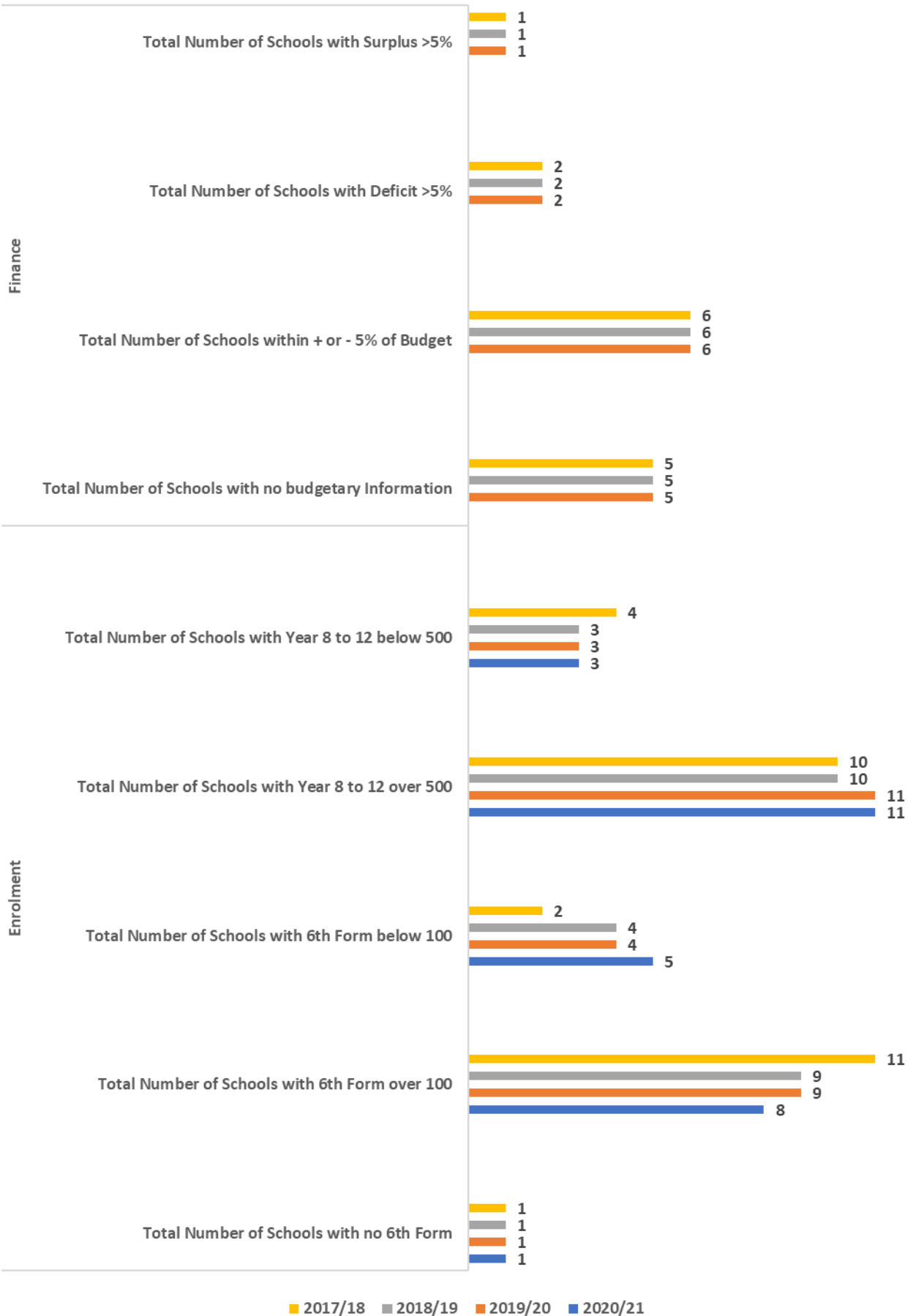
This data is assessed against the sustainable schools criteria:

- In 2020/21 there were 3 schools with a year 8 to 12 enrolment below 500.
- In 2020/21 there were 5 schools with a 6th form below 100.
- The number of schools with a deficit greater than 5% remained the same in 2019/20 when compared to the previous year.

Compliance with the Entitlement Framework Requirements (Post-Primary Schools)

In 2020/21 there were a total of 13 schools that complied with the KS4 component of the EF compared to 14 in 2019/20. In addition 12 schools in 2020/21 were compliant with the post-16 which was the same number as 2019/20.

Derry City and Strabane District Council Area Finance and Enrolment Summary



Post-Primary School Annual Area Profile 2021

DE Ref No	School Name	Status	Council Area
2210065	Castledearg High School	Controlled	DERRY AND STRABANE

Annual Census Information				
Year	Total pupils Y8-Y12	6 th Form	Total Enrolment	Pupils in IMU
2017/18	314	82	396	0
2018/19	337	57	394	0
2019/20	367	53	420	0
2020/21	413	57	470	0
Approved Enrolment Number				450
Approved Admissions Number				90
Year 8 Pupils 2020/21				104
First Preference Applications 2020/21				94
% FSME				36.8%

Educational Achievements				
Year	5+ GCSE A*-C % of year 12 pupils achieving 5+ GCSEs grades A*-C (including equivalents)	5+ GCSE A*-C inc English & Maths % of year 12 pupils achieving 5+ GCSEs grades A*-C (including equivalents) Including English and Maths	3+ A Levels A*-C % of pupils achieving 3+ A Level grades A*-C (including equivalents)	2+ A Levels A*-E % of pupils achieving 2+ A Level grades A*-E (including equivalents)
2017/18	87.5	85.4	69.2	100.0
2018/19	89.6	76.1	74.1	96.3
2019/20	Not available	Not available	Not available	Not available
In formal intervention any period 1 April 2020-31 March 2021				

EF Compliant	
Key Stage 4 compliant	Y
Post-16 compliant	Y

Budgets			
Year	Available Delegated Resources £	Surplus/Deficit £	Surplus/Deficit %
2017/18	1,926,661	-129,124	-6.70%
2018/19	1,723,642	-371,812	-21.57%
2019/20	1,566,520	-567,154	-36.20%

KEY TO SYMBOLS & TEXT USED IN DATA ABOVE	
Symbol/Text	Definition
*	Relates to fewer than 5 cases
#	Means that a figure greater than or equal to 5 had been treated to prevent disclosure of a small number elsewhere
-	School not open in this academic year or closed in the previous academic year so data could not be collected and validated post exams
n/a	Not applicable, no pupils in the relevant year of study
JH	Junior High School, no year 12 or post-16 pupils

Post-Primary School Annual Area Profile 2021

DE Ref No	School Name	Status	Council Area
2420229	Foyle College	Voluntary	DERRY AND STRABANE

Annual Census Information				
Year	Total pupils Y8-Y12	6 th Form	Total Enrolment	Pupils in IMU
2017/18	621	195	816	0
2018/19	628	199	827	0
2019/20	647	203	850	0
2020/21	661	215	876	0
Approved Enrolment Number				850
Approved Admissions Number				126
Year 8 Pupils 2020/21				133
First Preference Applications 2020/21				163
% FSME				14.0%

Educational Achievements				
Year	5+ GCSE A*-C % of year 12 pupils achieving 5+ GCSEs grades A*-C (including equivalents)	5+ GCSE A*-C inc English & Maths % of year 12 pupils achieving 5+ GCSEs grades A*-C (including equivalents) Including English and Maths	3+ A Levels A*-C % of pupils achieving 3+ A Level grades A*-C (including equivalents)	2+ A Levels A*-E % of pupils achieving 2+ A Level grades A*-E (including equivalents)
2017/18	95.8	94.9	64.0	100.0
2018/19	96.6	96.6	61.1	98.9
2019/20	Not available	Not available	Not available	Not available
In formal intervention any period 1 April 2020-31 March 2021				

EF Compliant	
Key Stage 4 compliant	Y
Post-16 compliant	Y

Budgets			
Year	Available Delegated Resources £	Surplus/Deficit £	Surplus/Deficit %
2017/18			
2018/19			
2019/20			

KEY TO SYMBOLS & TEXT USED IN DATA ABOVE	
Symbol/Text	Definition
*	Relates to fewer than 5 cases
#	Means that a figure greater than or equal to 5 had been treated to prevent disclosure of a small number elsewhere
-	School not open in this academic year or closed in the previous academic year so data could not be collected and validated post exams
n/a	Not applicable, no pupils in the relevant year of study
JH	Junior High School, no year 12 or post-16 pupils

Post-Primary School Annual Area Profile 2021

DE Ref No	School Name	Status	Council Area
2230301	Holy Cross College	Catholic Maintained	DERRY AND STRABANE

Annual Census Information				
Year	Total pupils Y8-Y12	6 th Form	Total Enrolment	Pupils in IMU
2017/18	1295	288	1583	0
2018/19	1321	263	1584	0
2019/20	1296	237	1533	0
2020/21	1331	258	1589	0
Approved Enrolment Number				1830
Approved Admissions Number				300
Year 8 Pupils 2020/21				265
First Preference Applications 2020/21				237
% FSME				36.9%

Educational Achievements				
Year	5+ GCSE A*-C % of year 12 pupils achieving 5+ GCSEs grades A*-C (including equivalents)	5+ GCSE A*-C inc English & Maths % of year 12 pupils achieving 5+ GCSEs grades A*-C (including equivalents) Including English and Maths	3+ A Levels A*-C % of pupils achieving 3+ A Level grades A*-C (including equivalents)	2+ A Levels A*-E % of pupils achieving 2+ A Level grades A*-E (including equivalents)
2017/18	67.6	57.1	56.5	97.7
2018/19	68.3	58.2	60.3	96.8
2019/20	Not available	Not available	Not available	Not available
In formal intervention any period 1 April 2020-31 March 2021				

EF Compliant	
Key Stage 4 compliant	Y
Post-16 compliant	Y

Budgets			
Year	Available Delegated Resources £	Surplus/Deficit £	Surplus/Deficit %
2017/18	7,602,638	359,899	4.73%
2018/19	7,106,655	-71,650	-1.01%
2019/20	6,978,707	-334,953	-4.80%

KEY TO SYMBOLS & TEXT USED IN DATA ABOVE	
Symbol/Text	Definition
*	Relates to fewer than 5 cases
#	Means that a figure greater than or equal to 5 had been treated to prevent disclosure of a small number elsewhere
-	School not open in this academic year or closed in the previous academic year so data could not be collected and validated post exams
n/a	Not applicable, no pupils in the relevant year of study
JH	Junior High School, no year 12 or post-16 pupils

Post-Primary School Annual Area Profile 2021

DE Ref No	School Name	Status	Council Area
2210306	Lisneal College	Controlled	DERRY AND STRABANE

Annual Census Information				
Year	Total pupils Y8-Y12	6 th Form	Total Enrolment	Pupils in IMU
2017/18	492	104	596	0
2018/19	566	98	664	0
2019/20	687	72	759	0
2020/21	825	69	894	0
Approved Enrolment Number				960
Approved Admissions Number				178
Year 8 Pupils 2020/21				209
First Preference Applications 2020/21				180
% FSME				40.5%

Educational Achievements				
Year	5+ GCSE A*-C % of year 12 pupils achieving 5+ GCSEs grades A*-C (including equivalents)	5+ GCSE A*-C inc English & Maths % of year 12 pupils achieving 5+ GCSEs grades A*-C (including equivalents) Including English and Maths	3+ A Levels A*-C % of pupils achieving 3+ A Level grades A*-C (including equivalents)	2+ A Levels A*-E % of pupils achieving 2+ A Level grades A*-E (including equivalents)
2017/18	94.9	57.0	51.2	100.0
2018/19	90.2	55.7	42.5	95.0
2019/20	Not available	Not available	Not available	Not available
In formal intervention any period 1 April 2020-31 March 2021				

EF Compliant	
Key Stage 4 compliant	Y
Post-16 compliant	Y

Budgets			
Year	Available Delegated Resources £	Surplus/Deficit £	Surplus/Deficit %
2017/18	2,895,360	-12,278	-0.42%
2018/19	2,847,291	-79,168	-2.78%
2019/20	3,195,696	-137,077	-4.29%

KEY TO SYMBOLS & TEXT USED IN DATA ABOVE	
Symbol/Text	Definition
*	Relates to fewer than 5 cases
#	Means that a figure greater than or equal to 5 had been treated to prevent disclosure of a small number elsewhere
-	School not open in this academic year or closed in the previous academic year so data could not be collected and validated post exams
n/a	Not applicable, no pupils in the relevant year of study
JH	Junior High School, no year 12 or post-16 pupils

Post-Primary School Annual Area Profile 2021

DE Ref No	School Name	Status	Council Area
2420287	Lumen Christi College	Voluntary	DERRY AND STRABANE

Annual Census Information				
Year	Total pupils Y8-Y12	6 th Form	Total Enrolment	Pupils in IMU
2017/18	621	234	855	0
2018/19	615	240	855	0
2019/20	609	244	853	0
2020/21	614	241	855	0
Approved Enrolment Number				840
Approved Admissions Number				120
Year 8 Pupils 2020/21				124
First Preference Applications 2020/21				183
% FSME				11.0%

Educational Achievements				
Year	5+ GCSE A*-C % of year 12 pupils achieving 5+ GCSEs grades A*-C (including equivalents)	5+ GCSE A*-C inc English & Maths % of year 12 pupils achieving 5+ GCSEs grades A*-C (including equivalents) Including English and Maths	3+ A Levels A*-C % of pupils achieving 3+ A Level grades A*-C (including equivalents)	2+ A Levels A*-E % of pupils achieving 2+ A Level grades A*-E (including equivalents)
2017/18	100.0	100.0	81.6	100.0
2018/19	100.0	100.0	89.5	100.0
2019/20	Not available	Not available	Not available	Not available
In formal intervention any period 1 April 2020-31 March 2021				

EF Compliant	
Key Stage 4 compliant	Y
Post-16 compliant	Y

Budgets			
Year	Available Delegated Resources £	Surplus/Deficit £	Surplus/Deficit %
2017/18			
2018/19			
2019/20			

KEY TO SYMBOLS & TEXT USED IN DATA ABOVE	
Symbol/Text	Definition
*	Relates to fewer than 5 cases
#	Means that a figure greater than or equal to 5 had been treated to prevent disclosure of a small number elsewhere
-	School not open in this academic year or closed in the previous academic year so data could not be collected and validated post exams
n/a	Not applicable, no pupils in the relevant year of study
JH	Junior High School, no year 12 or post-16 pupils

Post-Primary School Annual Area Profile 2021

DE Ref No	School Name	Status	Council Area
2260276	Oakgrove Integrated College	GMI	DERRY AND STRABANE

Annual Census Information				
Year	Total pupils Y8-Y12	6 th Form	Total Enrolment	Pupils in IMU
2017/18	632	112	744	0
2018/19	556	127	683	0
2019/20	530	131	661	0
2020/21	516	101	617	0
Approved Enrolment Number				800
Approved Admissions Number				130
Year 8 Pupils 2020/21				102
First Preference Applications 2020/21				76
% FSME				52.4%

Educational Achievements				
Year	5+ GCSE A*-C % of year 12 pupils achieving 5+ GCSEs grades A*-C (including equivalents)	5+ GCSE A*-C inc English & Maths % of year 12 pupils achieving 5+ GCSEs grades A*-C (including equivalents) Including English and Maths	3+ A Levels A*-C % of pupils achieving 3+ A Level grades A*-C (including equivalents)	2+ A Levels A*-E % of pupils achieving 2+ A Level grades A*-E (including equivalents)
2017/18	55.8	34.2	54.3	95.7
2018/19	64.8	37.0	46.5	90.7
2019/20	Not available	Not available	Not available	Not available
In formal intervention any period 1 April 2020-31 March 2021				

EF Compliant	
Key Stage 4 compliant	Y
Post-16 compliant	Y

Budgets			
Year	Available Delegated Resources £	Surplus/Deficit £	Surplus/Deficit %
2017/18			
2018/19			
2019/20			

KEY TO SYMBOLS & TEXT USED IN DATA ABOVE	
Symbol/Text	Definition
*	Relates to fewer than 5 cases
#	Means that a figure greater than or equal to 5 had been treated to prevent disclosure of a small number elsewhere
-	School not open in this academic year or closed in the previous academic year so data could not be collected and validated post exams
n/a	Not applicable, no pupils in the relevant year of study
JH	Junior High School, no year 12 or post-16 pupils

Post-Primary School Annual Area Profile 2021

DE Ref No	School Name	Status	Council Area
2230225	St Brigid's College, Shantallow	Catholic Maintained	DERRY AND STRABANE

Annual Census Information				
Year	Total pupils Y8-Y12	6 th Form	Total Enrolment	Pupils in IMU
2017/18	583	71	654	0
2018/19	656	73	729	0
2019/20	665	70	735	0
2020/21	698	85	783	0
Approved Enrolment Number				720
Approved Admissions Number				125
Year 8 Pupils 2020/21				151
First Preference Applications 2020/21				154
% FSME				61.8%

Educational Achievements				
Year	5+ GCSE A*-C % of year 12 pupils achieving 5+ GCSEs grades A*-C (including equivalents)	5+ GCSE A*-C inc English & Maths % of year 12 pupils achieving 5+ GCSEs grades A*-C (including equivalents) Including English and Maths	3+ A Levels A*-C % of pupils achieving 3+ A Level grades A*-C (including equivalents)	2+ A Levels A*-E % of pupils achieving 2+ A Level grades A*-E (including equivalents)
2017/18	98.5	50.0	92.3	100.0
2018/19	91.5	62.3	93.3	100.0
2019/20	Not available	Not available	Not available	Not available
In formal intervention any period 1 April 2020-31 March 2021				

EF Compliant	
Key Stage 4 compliant	Y
Post-16 compliant	Y

Budgets			
Year	Available Delegated Resources £	Surplus/Deficit £	Surplus/Deficit %
2017/18	2,905,061	-65,371	-2.25%
2018/19	3,217,458	-53,486	-1.66%
2019/20	3,506,406	139,535	3.98%

KEY TO SYMBOLS & TEXT USED IN DATA ABOVE	
Symbol/Text	Definition
*	Relates to fewer than 5 cases
#	Means that a figure greater than or equal to 5 had been treated to prevent disclosure of a small number elsewhere
-	School not open in this academic year or closed in the previous academic year so data could not be collected and validated post exams
n/a	Not applicable, no pupils in the relevant year of study
JH	Junior High School, no year 12 or post-16 pupils

Post-Primary School Annual Area Profile 2021

DE Ref No	School Name	Status	Council Area
2230188	St Cecilia's College, Bligh's Lane	Catholic Maintained	DERRY AND STRABANE

Annual Census Information				
Year	Total pupils Y8-Y12	6 th Form	Total Enrolment	Pupils in IMU
2017/18	614	183	797	0
2018/19	613	193	806	0
2019/20	618	185	803	0
2020/21	631	197	828	0
Approved Enrolment Number				825
Approved Admissions Number				129
Year 8 Pupils 2020/21				135
First Preference Applications 2020/21				122
% FSME				57.0%

Educational Achievements				
Year	5+ GCSE A*-C % of year 12 pupils achieving 5+ GCSEs grades A*-C (including equivalents)	5+ GCSE A*-C inc English & Maths % of year 12 pupils achieving 5+ GCSEs grades A*-C (including equivalents) Including English and Maths	3+ A Levels A*-C % of pupils achieving 3+ A Level grades A*-C (including equivalents)	2+ A Levels A*-E % of pupils achieving 2+ A Level grades A*-E (including equivalents)
2017/18	89.8	61.0	43.8	93.2
2018/19	97.4	71.6	59.2	100.0
2019/20	Not available	Not available	Not available	Not available
In formal intervention any period 1 April 2020-31 March 2021				

EF Compliant	
Key Stage 4 compliant	Y
Post-16 compliant	Y

Budgets			
Year	Available Delegated Resources £	Surplus/Deficit £	Surplus/Deficit %
2017/18	3,770,489	21,748	0.58%
2018/19	3,743,091	-36,208	-0.97%
2019/20	3,910,354	-72,271	-1.85%

KEY TO SYMBOLS & TEXT USED IN DATA ABOVE	
Symbol/Text	Definition
*	Relates to fewer than 5 cases
#	Means that a figure greater than or equal to 5 had been treated to prevent disclosure of a small number elsewhere
-	School not open in this academic year or closed in the previous academic year so data could not be collected and validated post exams
n/a	Not applicable, no pupils in the relevant year of study
JH	Junior High School, no year 12 or post-16 pupils

Post-Primary School Annual Area Profile 2021

DE Ref No	School Name	Status	Council Area
2420054	St Columb's College, Buncrana Road	Voluntary	DERRY AND STRABANE

Annual Census Information				
Year	Total pupils Y8-Y12	6 th Form	Total Enrolment	Pupils in IMU
2017/18	1071	349	1420	0
2018/19	1051	360	1411	0
2019/20	1029	341	1370	0
2020/21	1020	317	1337	0
Approved Enrolment Number				1540
Approved Admissions Number				220
Year 8 Pupils 2020/21				205
First Preference Applications 2020/21				170
% FSME				27.3%

Educational Achievements				
Year	5+ GCSE A*-C % of year 12 pupils achieving 5+ GCSEs grades A*-C (including equivalents)	5+ GCSE A*-C inc English & Maths % of year 12 pupils achieving 5+ GCSEs grades A*-C (including equivalents) Including English and Maths	3+ A Levels A*-C % of pupils achieving 3+ A Level grades A*-C (including equivalents)	2+ A Levels A*-E % of pupils achieving 2+ A Level grades A*-E (including equivalents)
2017/18	90.1	89.6	52.2	98.8
2018/19	89.6	88.6	69.2	100.0
2019/20	Not available	Not available	Not available	Not available
In formal intervention any period 1 April 2020-31 March 2021				

EF Compliant	
Key Stage 4 compliant	Y
Post-16 compliant	Y

Budgets			
Year	Available Delegated Resources £	Surplus/Deficit £	Surplus/Deficit %
2017/18			
2018/19			
2019/20			

KEY TO SYMBOLS & TEXT USED IN DATA ABOVE	
Symbol/Text	Definition
*	Relates to fewer than 5 cases
#	Means that a figure greater than or equal to 5 had been treated to prevent disclosure of a small number elsewhere
-	School not open in this academic year or closed in the previous academic year so data could not be collected and validated post exams
n/a	Not applicable, no pupils in the relevant year of study
JH	Junior High School, no year 12 or post-16 pupils

Post-Primary School Annual Area Profile 2021

DE Ref No	School Name	Status	Council Area
2230131	St Joseph's Boys' School, Westway	Catholic Maintained	DERRY AND STRABANE

Annual Census Information				
Year	Total pupils Y8-Y12	6 th Form	Total Enrolment	Pupils in IMU
2017/18	575	145	720	0
2018/19	555	122	677	0
2019/20	515	124	639	0
2020/21	486	96	582	0
Approved Enrolment Number				850
Approved Admissions Number				140
Year 8 Pupils 2020/21				93
First Preference Applications 2020/21				78
% FSME				63.6%

Educational Achievements				
Year	5+ GCSE A*-C % of year 12 pupils achieving 5+ GCSEs grades A*-C (including equivalents)	5+ GCSE A*-C inc English & Maths % of year 12 pupils achieving 5+ GCSEs grades A*-C (including equivalents) Including English and Maths	3+ A Levels A*-C % of pupils achieving 3+ A Level grades A*-C (including equivalents)	2+ A Levels A*-E % of pupils achieving 2+ A Level grades A*-E (including equivalents)
2017/18	70.8	38.5	30.0	96.7
2018/19	86.7	36.7	37.5	91.7
2019/20	Not available	Not available	Not available	Not available
In formal intervention any period 1 April 2020-31 March 2021				

EF Compliant	
Key Stage 4 compliant	Y
Post-16 compliant	N

Budgets			
Year	Available Delegated Resources £	Surplus/Deficit £	Surplus/Deficit %
2017/18	3,980,171	66,381	1.67%
2018/19	3,485,277	-67,951	-1.95%
2019/20	3,292,669	-147,923	-4.49%

KEY TO SYMBOLS & TEXT USED IN DATA ABOVE	
Symbol/Text	Definition
*	Relates to fewer than 5 cases
#	Means that a figure greater than or equal to 5 had been treated to prevent disclosure of a small number elsewhere
-	School not open in this academic year or closed in the previous academic year so data could not be collected and validated post exams
n/a	Not applicable, no pupils in the relevant year of study
JH	Junior High School, no year 12 or post-16 pupils

Post-Primary School Annual Area Profile 2021

DE Ref No	School Name	Status	Council Area
2230081	St Mary's College	Catholic Maintained	DERRY AND STRABANE

Annual Census Information				
Year	Total pupils Y8-Y12	6 th Form	Total Enrolment	Pupils in IMU
2017/18	680	184	864	0
2018/19	665	212	877	0
2019/20	694	212	906	0
2020/21	682	211	893	0
Approved Enrolment Number				825
Approved Admissions Number				130
Year 8 Pupils 2020/21				134
First Preference Applications 2020/21				121
% FSME				52.1%

Educational Achievements				
Year	5+ GCSE A*-C % of year 12 pupils achieving 5+ GCSEs grades A*-C (including equivalents)	5+ GCSE A*-C inc English & Maths % of year 12 pupils achieving 5+ GCSEs grades A*-C (including equivalents) Including English and Maths	3+ A Levels A*-C % of pupils achieving 3+ A Level grades A*-C (including equivalents)	2+ A Levels A*-E % of pupils achieving 2+ A Level grades A*-E (including equivalents)
2017/18	98.4	73.0	84.1	100.0
2018/19	97.5	61.0	81.4	98.6
2019/20	Not available	Not available	Not available	Not available
In formal intervention any period 1 April 2020-31 March 2021				

EF Compliant	
Key Stage 4 compliant	Y
Post-16 compliant	Y

Budgets			
Year	Available Delegated Resources £	Surplus/Deficit £	Surplus/Deficit %
2017/18	4,160,673	104,985	2.52%
2018/19	4,111,871	8,047	0.20%
2019/20	4,359,960	-56,641	-1.30%

KEY TO SYMBOLS & TEXT USED IN DATA ABOVE	
Symbol/Text	Definition
*	Relates to fewer than 5 cases
#	Means that a figure greater than or equal to 5 had been treated to prevent disclosure of a small number elsewhere
-	School not open in this academic year or closed in the previous academic year so data could not be collected and validated post exams
n/a	Not applicable, no pupils in the relevant year of study
JH	Junior High School, no year 12 or post-16 pupils

Post-Primary School Annual Area Profile 2021

DE Ref No	School Name	Status	Council Area
2230122	St Patricks & St Brigids High School	Catholic Maintained	DERRY AND STRABANE

Annual Census Information				
Year	Total pupils Y8-Y12	6 th Form	Total Enrolment	Pupils in IMU
2017/18	486	0	486	0
2018/19	492	0	492	0
2019/20	499	0	499	0
2020/21	517	0	517	0
Approved Enrolment Number				500
Approved Admissions Number				100
Year 8 Pupils 2020/21				112
First Preference Applications 2020/21				89
% FSME				44.9%

Educational Achievements				
Year	5+ GCSE A*-C % of year 12 pupils achieving 5+ GCSEs grades A*-C (including equivalents)	5+ GCSE A*-C inc English & Maths % of year 12 pupils achieving 5+ GCSEs grades A*-C (including equivalents) Including English and Maths	3+ A Levels A*-C % of pupils achieving 3+ A Level grades A*-C (including equivalents)	2+ A Levels A*-E % of pupils achieving 2+ A Level grades A*-E (including equivalents)
2017/18	76.5	59.8	n/a	n/a
2018/19	94.3	50.6	n/a	n/a
2019/20	Not available	Not available	Not available	Not available
In formal intervention any period 1 April 2020-31 March 2021				

EF Compliant	
Key Stage 4 compliant	N
Post-16 compliant	No Sixth Form

Budgets			
Year	Available Delegated Resources £	Surplus/Deficit £	Surplus/Deficit %
2017/18	2,572,680	368,347	14.32%
2018/19	2,473,146	341,111	13.79%
2019/20	2,565,657	384,104	14.97%

KEY TO SYMBOLS & TEXT USED IN DATA ABOVE	
Symbol/Text	Definition
*	Relates to fewer than 5 cases
#	Means that a figure greater than or equal to 5 had been treated to prevent disclosure of a small number elsewhere
-	School not open in this academic year or closed in the previous academic year so data could not be collected and validated post exams
n/a	Not applicable, no pupils in the relevant year of study
JH	Junior High School, no year 12 or post-16 pupils

Post-Primary School Annual Area Profile 2021

DE Ref No	School Name	Status	Council Area
2410311	Strabane Academy	Controlled	DERRY AND STRABANE

Annual Census Information				
Year	Total pupils Y8-Y12	6 th Form	Total Enrolment	Pupils in IMU
2017/18	423	101	524	0
2018/19	411	96	507	0
2019/20	436	81	517	0
2020/21	469	98	567	0
Approved Enrolment Number				700
Approved Admissions Number				110
Year 8 Pupils 2020/21				119
First Preference Applications 2020/21				117
% FSME				35.3%

Educational Achievements				
Year	5+ GCSE A*-C % of year 12 pupils achieving 5+ GCSEs grades A*-C (including equivalents)	5+ GCSE A*-C inc English & Maths % of year 12 pupils achieving 5+ GCSEs grades A*-C (including equivalents) Including English and Maths	3+ A Levels A*-C % of pupils achieving 3+ A Level grades A*-C (including equivalents)	2+ A Levels A*-E % of pupils achieving 2+ A Level grades A*-E (including equivalents)
2017/18	79.5	51.8	53.1	100.0
2018/19	83.1	66.2	74.5	100.0
2019/20	Not available	Not available	Not available	Not available
In formal intervention any period 1 April 2020-31 March 2021				

EF Compliant	
Key Stage 4 compliant	Y
Post-16 compliant	Y

Budgets			
Year	Available Delegated Resources £	Surplus/Deficit £	Surplus/Deficit %
2017/18	1,085,071	-1,867,871	-172.14%
2018/19	624,175	-2,389,826	-382.88%
2019/20	118,130	-2,965,354	-2510.25%

KEY TO SYMBOLS & TEXT USED IN DATA ABOVE	
Symbol/Text	Definition
*	Relates to fewer than 5 cases
#	Means that a figure greater than or equal to 5 had been treated to prevent disclosure of a small number elsewhere
-	School not open in this academic year or closed in the previous academic year so data could not be collected and validated post exams
n/a	Not applicable, no pupils in the relevant year of study
JH	Junior High School, no year 12 or post-16 pupils

Post-Primary School Annual Area Profile 2021

DE Ref No	School Name	Status	Council Area
2420052	Thornhill College	Voluntary	DERRY AND STRABANE

Annual Census Information				
Year	Total pupils Y8-Y12	6 th Form	Total Enrolment	Pupils in IMU
2017/18	1014	363	1377	0
2018/19	1017	374	1391	0
2019/20	1025	378	1403	0
2020/21	1018	398	1416	0
Approved Enrolment Number				1410
Approved Admissions Number				200
Year 8 Pupils 2020/21				202
First Preference Applications 2020/21				202
% FSME				25.8%

Educational Achievements				
Year	5+ GCSE A*-C % of year 12 pupils achieving 5+ GCSEs grades A*-C (including equivalents)	5+ GCSE A*-C inc English & Maths % of year 12 pupils achieving 5+ GCSEs grades A*-C (including equivalents) Including English and Maths	3+ A Levels A*-C % of pupils achieving 3+ A Level grades A*-C (including equivalents)	2+ A Levels A*-E % of pupils achieving 2+ A Level grades A*-E (including equivalents)
2017/18	98.5	98.5	71.6	100.0
2018/19	98.5	98.0	72.2	100.0
2019/20	Not available	Not available	Not available	Not available
In formal intervention any period 1 April 2020-31 March 2021				

EF Compliant	
Key Stage 4 compliant	Y
Post-16 compliant	Y

Budgets			
Year	Available Delegated Resources £	Surplus/Deficit £	Surplus/Deficit %
2017/18			
2018/19			
2019/20			

KEY TO SYMBOLS & TEXT USED IN DATA ABOVE	
Symbol/Text	Definition
*	Relates to fewer than 5 cases
#	Means that a figure greater than or equal to 5 had been treated to prevent disclosure of a small number elsewhere
-	School not open in this academic year or closed in the previous academic year so data could not be collected and validated post exams
n/a	Not applicable, no pupils in the relevant year of study
JH	Junior High School, no year 12 or post-16 pupils

Fermanagh and Omagh District Council

SUMMARY DATA FOR POST-PRIMARY SCHOOLS IN THE FERMANAGH AND OMAGH DISTRICT COUNCIL AREA

Management Type	Total – Enrolments	Numbers of Schools	Total Approved Enrolment
Controlled	1,721	3	1,855
Voluntary	4,222	5	4,330
Catholic Maintained	3,138	9	4,040
Grant Maintained Integrated	1,032	2	1,035

Available School Places

In post-primary schools there has been a decrease of 77 in the number available places compared to the corresponding figure in the 2020 Annual Area Profiles.

School Finance and Enrolment

The chart overleaf summarises the financial position of the schools in the council area between 2017/18 and 2019/20. The Authority does not retain information for voluntary grammar and grant maintained schools and these are shown under the “no budgetary information” category.

The chart overleaf also summarises the enrolment history of the schools between 2017/18 and 2020/21.

This data is assessed against the sustainable schools criteria:

- In 2020/21 there were 11 schools with a year 8 to 12 enrolment below 500.
- In 2020/21 there were 6 schools with a 6th form below 100.
- The number of schools with a deficit greater than 5% remained the same in 2019/20 when compared to the previous year.

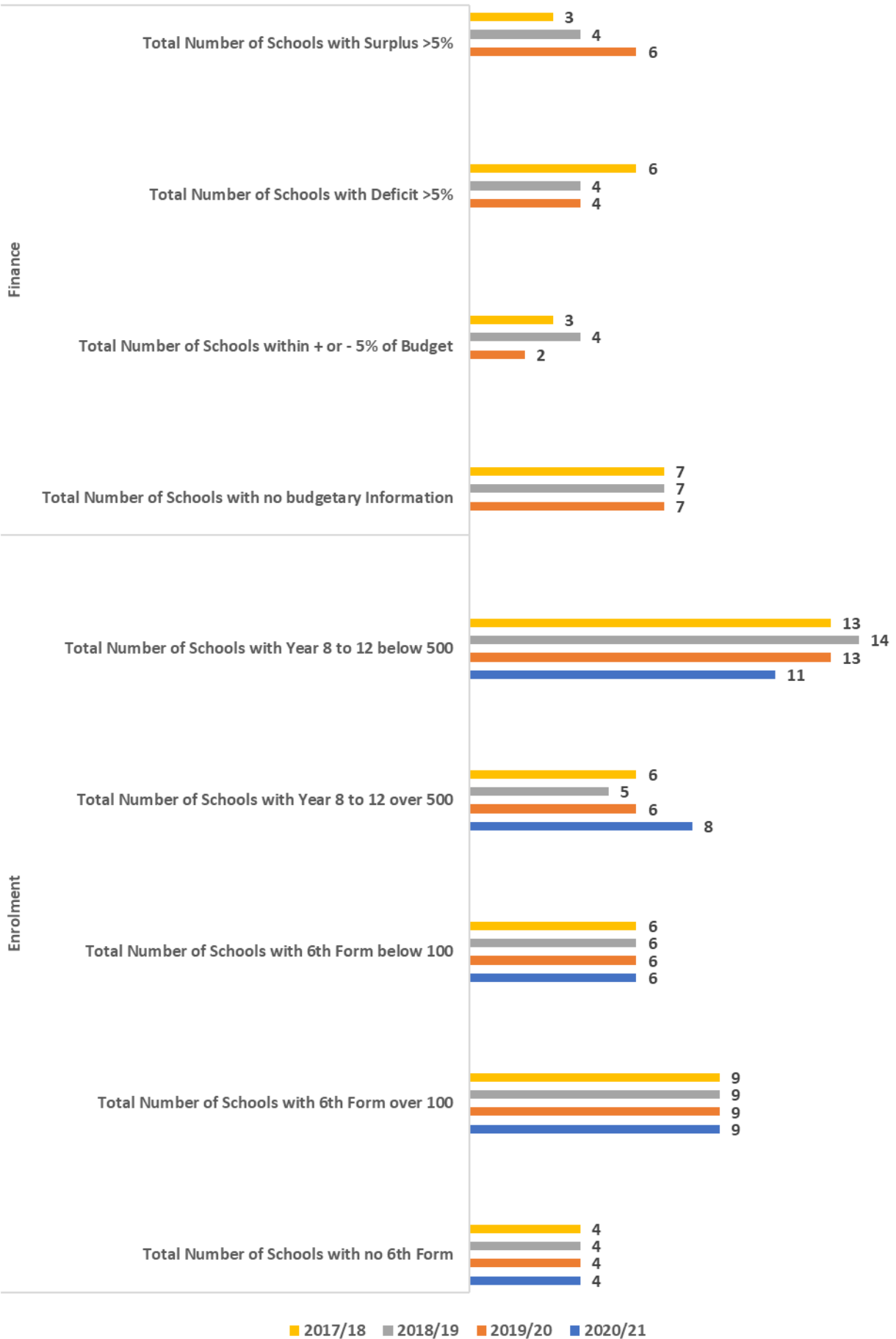
Compliance with the Entitlement Framework Requirements (Post-Primary Schools)

In 2020/21 there were a total of 18 schools that complied with the KS4 component of the EF compared to 16 in 2019/20. In addition 14 schools in 2020/21 were compliant with the post-16 component which was the same number as 2019/20.

Fermanagh and Omagh District Council Area Finance and Enrolment Summary

Finance

Enrolment



■ 2017/18
 ■ 2018/19
 ■ 2019/20
 ■ 2020/21

Post-Primary School Annual Area Profile 2021

DE Ref No	School Name	Status	Council Area
2420064	Christian Brothers' Grammar School	Voluntary	FERMANAGH AND OMAGH

Annual Census Information				
Year	Total pupils Y8-Y12	6 th Form	Total Enrolment	Pupils in IMU
2017/18	687	277	964	0
2018/19	695	250	945	0
2019/20	694	259	953	0
2020/21	698	270	968	0
Approved Enrolment Number				950
Approved Admissions Number				135
Year 8 Pupils 2020/21				143
First Preference Applications 2020/21				162
% FSME				18.0%

Educational Achievements				
Year	5+ GCSE A*-C % of year 12 pupils achieving 5+ GCSEs grades A*-C (including equivalents)	5+ GCSE A*-C inc English & Maths % of year 12 pupils achieving 5+ GCSEs grades A*-C (including equivalents) Including English and Maths	3+ A Levels A*-C % of pupils achieving 3+ A Level grades A*-C (including equivalents)	2+ A Levels A*-E % of pupils achieving 2+ A Level grades A*-E (including equivalents)
2017/18	97.0	95.6	86.7	98.4
2018/19	96.4	94.2	83.0	100.0
2019/20	Not available	Not available	Not available	Not available
In formal intervention any period 1 April 2020-31 March 2021				

EF Compliant	
Key Stage 4 compliant	Y
Post-16 compliant	Y

Budgets			
Year	Available Delegated Resources £	Surplus/Deficit £	Surplus/Deficit %
2017/18			
2018/19			
2019/20			

KEY TO SYMBOLS & TEXT USED IN DATA ABOVE	
Symbol/Text	Definition
*	Relates to fewer than 5 cases
#	Means that a figure greater than or equal to 5 had been treated to prevent disclosure of a small number elsewhere
-	School not open in this academic year or closed in the previous academic year so data could not be collected and validated post exams
n/a	Not applicable, no pupils in the relevant year of study
JH	Junior High School, no year 12 or post-16 pupils

Post-Primary School Annual Area Profile 2021

DE Ref No	School Name	Status	Council Area
2230138	Dean Maguirc College	Catholic Maintained	FERMANAGH AND OMAGH

Annual Census Information				
Year	Total pupils Y8-Y12	6 th Form	Total Enrolment	Pupils in IMU
2017/18	419	85	504	0
2018/19	443	94	537	0
2019/20	450	83	533	0
2020/21	471	94	565	0
Approved Enrolment Number				440
Approved Admissions Number				80
Year 8 Pupils 2020/21				109
First Preference Applications 2020/21				100
% FSME				28.1%

Educational Achievements				
Year	5+ GCSE A*-C % of year 12 pupils achieving 5+ GCSEs grades A*-C (including equivalents)	5+ GCSE A*-C inc English & Maths % of year 12 pupils achieving 5+ GCSEs grades A*-C (including equivalents) Including English and Maths	3+ A Levels A*-C % of pupils achieving 3+ A Level grades A*-C (including equivalents)	2+ A Levels A*-E % of pupils achieving 2+ A Level grades A*-E (including equivalents)
2017/18	78.7	52.0	73.1	100.0
2018/19	71.4	50.6	70.8	97.9
2019/20	Not available	Not available	Not available	Not available
In formal intervention any period 1 April 2020-31 March 2021				

EF Compliant	
Key Stage 4 compliant	Y
Post-16 compliant	Y

Budgets			
Year	Available Delegated Resources £	Surplus/Deficit £	Surplus/Deficit %
2017/18	2,426,171	164,365	6.77%
2018/19	2,373,218	93,323	3.93%
2019/20	2,466,632	-33,854	-1.37%

KEY TO SYMBOLS & TEXT USED IN DATA ABOVE	
Symbol/Text	Definition
*	Relates to fewer than 5 cases
#	Means that a figure greater than or equal to 5 had been treated to prevent disclosure of a small number elsewhere
-	School not open in this academic year or closed in the previous academic year so data could not be collected and validated post exams
n/a	Not applicable, no pupils in the relevant year of study
JH	Junior High School, no year 12 or post-16 pupils

Post-Primary School Annual Area Profile 2021

DE Ref No	School Name	Status	Council Area
2210312	Devenish College	Controlled	FERMANAGH AND OMAGH

Annual Census Information				
Year	Total pupils Y8-Y12	6 th Form	Total Enrolment	Pupils in IMU
2017/18	444	68	512	0
2018/19	480	62	542	0
2019/20	516	52	568	0
2020/21	555	67	622	0
Approved Enrolment Number				665
Approved Admissions Number				120
Year 8 Pupils 2020/21				119
First Preference Applications 2020/21				112
% FSME				30.7%

Educational Achievements				
Year	5+ GCSE A*-C % of year 12 pupils achieving 5+ GCSEs grades A*-C (including equivalents)	5+ GCSE A*-C inc English & Maths % of year 12 pupils achieving 5+ GCSEs grades A*-C (including equivalents) Including English and Maths	3+ A Levels A*-C % of pupils achieving 3+ A Level grades A*-C (including equivalents)	2+ A Levels A*-E % of pupils achieving 2+ A Level grades A*-E (including equivalents)
2017/18	77.3	57.6	47.1	94.1
2018/19	80.3	60.7	44.4	100.0
2019/20	Not available	Not available	Not available	Not available
In formal intervention any period 1 April 2020-31 March 2021				

EF Compliant	
Key Stage 4 compliant	Y
Post-16 compliant	Y

Budgets			
Year	Available Delegated Resources £	Surplus/Deficit £	Surplus/Deficit %
2017/18	2,197,374	-130,663	-5.95%
2018/19	2,080,573	-262,584	-12.62%
2019/20	2,169,184	-564,688	-26.03%

KEY TO SYMBOLS & TEXT USED IN DATA ABOVE	
Symbol/Text	Definition
*	Relates to fewer than 5 cases
#	Means that a figure greater than or equal to 5 had been treated to prevent disclosure of a small number elsewhere
-	School not open in this academic year or closed in the previous academic year so data could not be collected and validated post exams
n/a	Not applicable, no pupils in the relevant year of study
JH	Junior High School, no year 12 or post-16 pupils

Post-Primary School Annual Area Profile 2021

DE Ref No	School Name	Status	Council Area
2260283	Drumragh College	GMI	FERMANAGH AND OMAGH

Annual Census Information				
Year	Total pupils Y8-Y12	6 th Form	Total Enrolment	Pupils in IMU
2017/18	532	105	637	0
2018/19	556	124	680	0
2019/20	554	112	666	0
2020/21	557	105	662	0
Approved Enrolment Number				645
Approved Admissions Number				105
Year 8 Pupils 2020/21				114
First Preference Applications 2020/21				95
% FSME				33.7%

Educational Achievements				
Year	5+ GCSE A*-C % of year 12 pupils achieving 5+ GCSEs grades A*-C (including equivalents)	5+ GCSE A*-C inc English & Maths % of year 12 pupils achieving 5+ GCSEs grades A*-C (including equivalents) Including English and Maths	3+ A Levels A*-C % of pupils achieving 3+ A Level grades A*-C (including equivalents)	2+ A Levels A*-E % of pupils achieving 2+ A Level grades A*-E (including equivalents)
2017/18	74.1	56.5	56.1	100.0
2018/19	86.7	69.9	59.5	97.6
2019/20	Not available	Not available	Not available	Not available
In formal intervention any period 1 April 2020-31 March 2021				

EF Compliant	
Key Stage 4 compliant	Y
Post-16 compliant	Y

Budgets			
Year	Available Delegated Resources £	Surplus/Deficit £	Surplus/Deficit %
2017/18			
2018/19			
2019/20			

KEY TO SYMBOLS & TEXT USED IN DATA ABOVE	
Symbol/Text	Definition
*	Relates to fewer than 5 cases
#	Means that a figure greater than or equal to 5 had been treated to prevent disclosure of a small number elsewhere
-	School not open in this academic year or closed in the previous academic year so data could not be collected and validated post exams
n/a	Not applicable, no pupils in the relevant year of study
JH	Junior High School, no year 12 or post-16 pupils

Post-Primary School Annual Area Profile 2021

DE Ref No	School Name	Status	Council Area
2420320	Enniskillen Royal Grammar School	Voluntary	FERMANAGH AND OMAGH

Annual Census Information				
Year	Total pupils Y8-Y12	6 th Form	Total Enrolment	Pupils in IMU
2017/18	717	254	971	0
2018/19	682	251	933	0
2019/20	665	263	928	0
2020/21	678	240	918	0
Approved Enrolment Number				930
Approved Admissions Number				130
Year 8 Pupils 2020/21				137
First Preference Applications 2020/21				135
% FSME				12.7%

Educational Achievements				
Year	5+ GCSE A*-C % of year 12 pupils achieving 5+ GCSEs grades A*-C (including equivalents)	5+ GCSE A*-C inc English & Maths % of year 12 pupils achieving 5+ GCSEs grades A*-C (including equivalents) Including English and Maths	3+ A Levels A*-C % of pupils achieving 3+ A Level grades A*-C (including equivalents)	2+ A Levels A*-E % of pupils achieving 2+ A Level grades A*-E (including equivalents)
2017/18	95.9	94.6	85.6	100.0
2018/19	98.0	94.0	79.6	99.1
2019/20	Not available	Not available	Not available	Not available
In formal intervention any period 1 April 2020-31 March 2021				

EF Compliant	
Key Stage 4 compliant	Y
Post-16 compliant	Y

Budgets			
Year	Available Delegated Resources £	Surplus/Deficit £	Surplus/Deficit %
2017/18			
2018/19			
2019/20			

KEY TO SYMBOLS & TEXT USED IN DATA ABOVE	
Symbol/Text	Definition
*	Relates to fewer than 5 cases
#	Means that a figure greater than or equal to 5 had been treated to prevent disclosure of a small number elsewhere
-	School not open in this academic year or closed in the previous academic year so data could not be collected and validated post exams
n/a	Not applicable, no pupils in the relevant year of study
JH	Junior High School, no year 12 or post-16 pupils

Post-Primary School Annual Area Profile 2021

DE Ref No	School Name	Status	Council Area
2260280	Erne Integrated College	GMI	FERMANAGH AND OMAGH

Annual Census Information				
Year	Total pupils Y8-Y12	6 th Form	Total Enrolment	Pupils in IMU
2017/18	339	52	391	0
2018/19	300	43	343	0
2019/20	302	57	359	0
2020/21	284	86	370	0
Approved Enrolment Number				400
Approved Admissions Number				70
Year 8 Pupils 2020/21				46
First Preference Applications 2020/21				39
% FSME				42.7%

Educational Achievements				
Year	5+ GCSE A*-C % of year 12 pupils achieving 5+ GCSEs grades A*-C (including equivalents)	5+ GCSE A*-C inc English & Maths % of year 12 pupils achieving 5+ GCSEs grades A*-C (including equivalents) Including English and Maths	3+ A Levels A*-C % of pupils achieving 3+ A Level grades A*-C (including equivalents)	2+ A Levels A*-E % of pupils achieving 2+ A Level grades A*-E (including equivalents)
2017/18	77.8	49.2	66.7	100.0
2018/19	80.8	61.5	61.1	100.0
2019/20	Not available	Not available	Not available	Not available
In formal intervention any period 1 April 2020-31 March 2021				

EF Compliant	
Key Stage 4 compliant	Y
Post-16 compliant	Y

Budgets			
Year	Available Delegated Resources £	Surplus/Deficit £	Surplus/Deficit %
2017/18			
2018/19			
2019/20			

KEY TO SYMBOLS & TEXT USED IN DATA ABOVE	
Symbol/Text	Definition
*	Relates to fewer than 5 cases
#	Means that a figure greater than or equal to 5 had been treated to prevent disclosure of a small number elsewhere
-	School not open in this academic year or closed in the previous academic year so data could not be collected and validated post exams
n/a	Not applicable, no pupils in the relevant year of study
JH	Junior High School, no year 12 or post-16 pupils

Post-Primary School Annual Area Profile 2021

DE Ref No	School Name	Status	Council Area
2420065	Loreto Grammar School	Voluntary	FERMANAGH AND OMAGH

Annual Census Information				
Year	Total pupils Y8-Y12	6 th Form	Total Enrolment	Pupils in IMU
2017/18	627	261	888	0
2018/19	624	266	890	0
2019/20	633	247	880	0
2020/21	641	234	875	0
Approved Enrolment Number				890
Approved Admissions Number				125
Year 8 Pupils 2020/21				130
First Preference Applications 2020/21				132
% FSME				15.1%

Educational Achievements				
Year	5+ GCSE A*-C % of year 12 pupils achieving 5+ GCSEs grades A*-C (including equivalents)	5+ GCSE A*-C inc English & Maths % of year 12 pupils achieving 5+ GCSEs grades A*-C (including equivalents) Including English and Maths	3+ A Levels A*-C % of pupils achieving 3+ A Level grades A*-C (including equivalents)	2+ A Levels A*-E % of pupils achieving 2+ A Level grades A*-E (including equivalents)
2017/18	100.0	100.0	82.1	99.1
2018/19	98.3	96.6	80.3	100.0
2019/20	Not available	Not available	Not available	Not available
In formal intervention any period 1 April 2020-31 March 2021				

EF Compliant	
Key Stage 4 compliant	Y
Post-16 compliant	Y

Budgets			
Year	Available Delegated Resources £	Surplus/Deficit £	Surplus/Deficit %
2017/18			
2018/19			
2019/20			

KEY TO SYMBOLS & TEXT USED IN DATA ABOVE	
Symbol/Text	Definition
*	Relates to fewer than 5 cases
#	Means that a figure greater than or equal to 5 had been treated to prevent disclosure of a small number elsewhere
-	School not open in this academic year or closed in the previous academic year so data could not be collected and validated post exams
n/a	Not applicable, no pupils in the relevant year of study
JH	Junior High School, no year 12 or post-16 pupils

Post-Primary School Annual Area Profile 2021

DE Ref No	School Name	Status	Council Area
2420041	Mount Lourdes Grammar School	Voluntary	FERMANAGH AND OMAGH

Annual Census Information				
Year	Total pupils Y8-Y12	6 th Form	Total Enrolment	Pupils in IMU
2017/18	481	282	763	0
2018/19	483	270	753	0
2019/20	483	257	740	0
2020/21	480	269	749	0
Approved Enrolment Number				760
Approved Admissions Number				96
Year 8 Pupils 2020/21				98
First Preference Applications 2020/21				116
% FSME				11.9%

Educational Achievements				
Year	5+ GCSE A*-C % of year 12 pupils achieving 5+ GCSEs grades A*-C (including equivalents)	5+ GCSE A*-C inc English & Maths % of year 12 pupils achieving 5+ GCSEs grades A*-C (including equivalents) Including English and Maths	3+ A Levels A*-C % of pupils achieving 3+ A Level grades A*-C (including equivalents)	2+ A Levels A*-E % of pupils achieving 2+ A Level grades A*-E (including equivalents)
2017/18	97.8	97.8	78.7	100.0
2018/19	98.9	98.9	80.3	99.3
2019/20	Not available	Not available	Not available	Not available
In formal intervention any period 1 April 2020-31 March 2021				

EF Compliant	
Key Stage 4 compliant	N
Post-16 compliant	Y

Budgets			
Year	Available Delegated Resources £	Surplus/Deficit £	Surplus/Deficit %
2017/18			
2018/19			
2019/20			

KEY TO SYMBOLS & TEXT USED IN DATA ABOVE	
Symbol/Text	Definition
*	Relates to fewer than 5 cases
#	Means that a figure greater than or equal to 5 had been treated to prevent disclosure of a small number elsewhere
-	School not open in this academic year or closed in the previous academic year so data could not be collected and validated post exams
n/a	Not applicable, no pupils in the relevant year of study
JH	Junior High School, no year 12 or post-16 pupils

Post-Primary School Annual Area Profile 2021

DE Ref No	School Name	Status	Council Area
2410066	Omagh Academy	Controlled	FERMANAGH AND OMAGH

Annual Census Information				
Year	Total pupils Y8-Y12	6 th Form	Total Enrolment	Pupils in IMU
2017/18	481	194	675	0
2018/19	479	175	654	0
2019/20	477	177	654	0
2020/21	487	186	673	0
Approved Enrolment Number				660
Approved Admissions Number				95
Year 8 Pupils 2020/21				97
First Preference Applications 2020/21				112
% FSME				12.0%

Educational Achievements				
Year	5+ GCSE A*-C % of year 12 pupils achieving 5+ GCSEs grades A*-C (including equivalents)	5+ GCSE A*-C inc English & Maths % of year 12 pupils achieving 5+ GCSEs grades A*-C (including equivalents) Including English and Maths	3+ A Levels A*-C % of pupils achieving 3+ A Level grades A*-C (including equivalents)	2+ A Levels A*-E % of pupils achieving 2+ A Level grades A*-E (including equivalents)
2017/18	99.0	94.9	81.9	100.0
2018/19	98.9	98.9	74.2	100.0
2019/20	Not available	Not available	Not available	Not available
In formal intervention any period 1 April 2020-31 March 2021				

EF Compliant	
Key Stage 4 compliant	Y
Post-16 compliant	Y

Budgets			
Year	Available Delegated Resources £	Surplus/Deficit £	Surplus/Deficit %
2017/18	3,019,283	144,349	4.78%
2018/19	2,925,070	177,438	6.07%
2019/20	3,005,755	-44,622	-1.48%

KEY TO SYMBOLS & TEXT USED IN DATA ABOVE	
Symbol/Text	Definition
*	Relates to fewer than 5 cases
#	Means that a figure greater than or equal to 5 had been treated to prevent disclosure of a small number elsewhere
-	School not open in this academic year or closed in the previous academic year so data could not be collected and validated post exams
n/a	Not applicable, no pupils in the relevant year of study
JH	Junior High School, no year 12 or post-16 pupils

Post-Primary School Annual Area Profile 2021

DE Ref No	School Name	Status	Council Area
2210125	Omagh High School	Controlled	FERMANAGH AND OMAGH

Annual Census Information				
Year	Total pupils Y8-Y12	6 th Form	Total Enrolment	Pupils in IMU
2017/18	352	69	421	0
2018/19	354	48	402	0
2019/20	349	58	407	0
2020/21	351	75	426	0
Approved Enrolment Number				530
Approved Admissions Number				100
Year 8 Pupils 2020/21				68
First Preference Applications 2020/21				63
% FSME				26.5%

Educational Achievements				
Year	5+ GCSE A*-C % of year 12 pupils achieving 5+ GCSEs grades A*-C (including equivalents)	5+ GCSE A*-C inc English & Maths % of year 12 pupils achieving 5+ GCSEs grades A*-C (including equivalents) Including English and Maths	3+ A Levels A*-C % of pupils achieving 3+ A Level grades A*-C (including equivalents)	2+ A Levels A*-E % of pupils achieving 2+ A Level grades A*-E (including equivalents)
2017/18	79.6	59.3	50.0	92.3
2018/19	78.4	56.9	50.0	95.0
2019/20	Not available	Not available	Not available	Not available
In formal intervention any period 1 April 2020-31 March 2021				

EF Compliant	
Key Stage 4 compliant	Y
Post-16 compliant	Y

Budgets			
Year	Available Delegated Resources £	Surplus/Deficit £	Surplus/Deficit %
2017/18	1,613,114	-340,648	-21.12%
2018/19	1,495,029	-425,089	-28.43%
2019/20	1,421,264	-684,220	-48.14%

KEY TO SYMBOLS & TEXT USED IN DATA ABOVE	
Symbol/Text	Definition
*	Relates to fewer than 5 cases
#	Means that a figure greater than or equal to 5 had been treated to prevent disclosure of a small number elsewhere
-	School not open in this academic year or closed in the previous academic year so data could not be collected and validated post exams
n/a	Not applicable, no pupils in the relevant year of study
JH	Junior High School, no year 12 or post-16 pupils

Post-Primary School Annual Area Profile 2021

DE Ref No	School Name	Status	Council Area
2230298	Sacred Heart College	Catholic Maintained	FERMANAGH AND OMAGH

Annual Census Information				
Year	Total pupils Y8-Y12	6 th Form	Total Enrolment	Pupils in IMU
2017/18	575	167	742	0
2018/19	566	156	722	0
2019/20	569	131	700	0
2020/21	567	113	680	0
Approved Enrolment Number				950
Approved Admissions Number				170
Year 8 Pupils 2020/21				122
First Preference Applications 2020/21				87
% FSME				37.5%

Educational Achievements				
Year	5+ GCSE A*-C % of year 12 pupils achieving 5+ GCSEs grades A*-C (including equivalents)	5+ GCSE A*-C inc English & Maths % of year 12 pupils achieving 5+ GCSEs grades A*-C (including equivalents) Including English and Maths	3+ A Levels A*-C % of pupils achieving 3+ A Level grades A*-C (including equivalents)	2+ A Levels A*-E % of pupils achieving 2+ A Level grades A*-E (including equivalents)
2017/18	73.7	44.7	52.9	100.0
2018/19	74.0	54.2	60.3	100.0
2019/20	Not available	Not available	Not available	Not available
In formal intervention any period 1 April 2020-31 March 2021				

EF Compliant	
Key Stage 4 compliant	Y
Post-16 compliant	Y

Budgets			
Year	Available Delegated Resources £	Surplus/Deficit £	Surplus/Deficit %
2017/18	4,223,782	378,666	8.97%
2018/19	3,782,550	305,267	8.07%
2019/20	3,809,578	31,186	0.82%

KEY TO SYMBOLS & TEXT USED IN DATA ABOVE	
Symbol/Text	Definition
*	Relates to fewer than 5 cases
#	Means that a figure greater than or equal to 5 had been treated to prevent disclosure of a small number elsewhere
-	School not open in this academic year or closed in the previous academic year so data could not be collected and validated post exams
n/a	Not applicable, no pupils in the relevant year of study
JH	Junior High School, no year 12 or post-16 pupils

Post-Primary School Annual Area Profile 2021

DE Ref No	School Name	Status	Council Area
2230166	St Aidan's High School, Derrylin	Catholic Maintained	FERMANAGH AND OMAGH

Annual Census Information				
Year	Total pupils Y8-Y12	6 th Form	Total Enrolment	Pupils in IMU
2017/18	208	0	208	0
2018/19	220	0	220	0
2019/20	230	0	230	0
2020/21	247	0	247	0
Approved Enrolment Number				330
Approved Admissions Number				66
Year 8 Pupils 2020/21				55
First Preference Applications 2020/21				44
% FSME				25.1%

Educational Achievements				
Year	5+ GCSE A*-C % of year 12 pupils achieving 5+ GCSEs grades A*-C (including equivalents)	5+ GCSE A*-C inc English & Maths % of year 12 pupils achieving 5+ GCSEs grades A*-C (including equivalents) Including English and Maths	3+ A Levels A*-C % of pupils achieving 3+ A Level grades A*-C (including equivalents)	2+ A Levels A*-E % of pupils achieving 2+ A Level grades A*-E (including equivalents)
2017/18	80.0	71.4	n/a	n/a
2018/19	80.0	65.7	n/a	n/a
2019/20	Not available	Not available	Not available	Not available
In formal intervention any period 1 April 2020-31 March 2021				

EF Compliant	
Key Stage 4 compliant	Y
Post-16 compliant	No Sixth Form

Budgets			
Year	Available Delegated Resources £	Surplus/Deficit £	Surplus/Deficit %
2017/18	720,698	-179,128	-24.85%
2018/19	856,152	7,369	0.86%
2019/20	1,093,396	77,798	7.12%

KEY TO SYMBOLS & TEXT USED IN DATA ABOVE	
Symbol/Text	Definition
*	Relates to fewer than 5 cases
#	Means that a figure greater than or equal to 5 had been treated to prevent disclosure of a small number elsewhere
-	School not open in this academic year or closed in the previous academic year so data could not be collected and validated post exams
n/a	Not applicable, no pupils in the relevant year of study
JH	Junior High School, no year 12 or post-16 pupils

Post-Primary School Annual Area Profile 2021

DE Ref No	School Name	Status	Council Area
2230190	St Comhghall's College (closed August 2017)	Catholic Maintained	FERMANAGH AND OMAGH

Annual Census Information				
Year	Total pupils Y8-Y12	6 th Form	Total Enrolment	Pupils in IMU
2017/18	-	-	-	-
2018/19	-	-	-	-
2019/20	-	-	-	-
2020/21	-	-	-	-
Approved Enrolment Number				#N/A
Approved Admissions Number				-
Year 8 Pupils 2020/21				-
First Preference Applications 2020/21				-
% FSME				-

Educational Achievements				
Year	5+ GCSE A*-C % of year 12 pupils achieving 5+ GCSEs grades A*-C (including equivalents)	5+ GCSE A*-C inc English & Maths % of year 12 pupils achieving 5+ GCSEs grades A*-C (including equivalents) Including English and Maths	3+ A Levels A*-C % of pupils achieving 3+ A Level grades A*-C (including equivalents)	2+ A Levels A*-E % of pupils achieving 2+ A Level grades A*-E (including equivalents)
2017/18	-	-	-	-
2018/19	-	-	-	-
2019/20	Not available	Not available	Not available	Not available
In formal intervention any period 1 April 2020-31 March 2021				

EF Compliant	
Key Stage 4 compliant	
Post-16 compliant	

Budgets			
Year	Available Delegated Resources £	Surplus/Deficit £	Surplus/Deficit %
2017/18	1,450,129	0	0.00%
2018/19			
2019/20			

KEY TO SYMBOLS & TEXT USED IN DATA ABOVE	
Symbol/Text	Definition
*	Relates to fewer than 5 cases
#	Means that a figure greater than or equal to 5 had been treated to prevent disclosure of a small number elsewhere
-	School not open in this academic year or closed in the previous academic year so data could not be collected and validated post exams
n/a	Not applicable, no pupils in the relevant year of study
JH	Junior High School, no year 12 or post-16 pupils

Post-Primary School Annual Area Profile 2021

DE Ref No	School Name	Status	Council Area
2230180	St Eugene's College (closed August 2017)	Catholic Maintained	FERMANAGH AND OMAGH

Annual Census Information				
Year	Total pupils Y8-Y12	6 th Form	Total Enrolment	Pupils in IMU
2017/18	-	-	-	-
2018/19	-	-	-	-
2019/20	-	-	-	-
2020/21	-	-	-	-
Approved Enrolment Number				#N/A
Approved Admissions Number				-
Year 8 Pupils 2020/21				-
First Preference Applications 2020/21				-
% FSME				-

Educational Achievements				
Year	5+ GCSE A*-C % of year 12 pupils achieving 5+ GCSEs grades A*-C (including equivalents)	5+ GCSE A*-C inc English & Maths % of year 12 pupils achieving 5+ GCSEs grades A*-C (including equivalents) Including English and Maths	3+ A Levels A*-C % of pupils achieving 3+ A Level grades A*-C (including equivalents)	2+ A Levels A*-E % of pupils achieving 2+ A Level grades A*-E (including equivalents)
2017/18	-	-	-	-
2018/19	-	-	-	-
2019/20	Not available	Not available	Not available	Not available
In formal intervention any period 1 April 2020-31 March 2021				

EF Compliant	
Key Stage 4 compliant	
Post-16 compliant	

Budgets			
Year	Available Delegated Resources £	Surplus/Deficit £	Surplus/Deficit %
2017/18	-918,845	-1,216,954	-132.44%
2018/19			
2019/20			

KEY TO SYMBOLS & TEXT USED IN DATA ABOVE	
Symbol/Text	Definition
*	Relates to fewer than 5 cases
#	Means that a figure greater than or equal to 5 had been treated to prevent disclosure of a small number elsewhere
-	School not open in this academic year or closed in the previous academic year so data could not be collected and validated post exams
n/a	Not applicable, no pupils in the relevant year of study
JH	Junior High School, no year 12 or post-16 pupils

Post-Primary School Annual Area Profile 2021

DE Ref No	School Name	Status	Council Area
2230099	St Fanchea's College	Catholic Maintained	FERMANAGH AND OMAGH

Annual Census Information				
Year	Total pupils Y8-Y12	6 th Form	Total Enrolment	Pupils in IMU
2017/18	290	28	318	0
2018/19	288	30	318	0
2019/20	292	38	330	0
2020/21	288	22	310	0
Approved Enrolment Number				350
Approved Admissions Number				60
Year 8 Pupils 2020/21				51
First Preference Applications 2020/21				41
% FSME				38.4%

Educational Achievements				
Year	5+ GCSE A*-C % of year 12 pupils achieving 5+ GCSEs grades A*-C (including equivalents)	5+ GCSE A*-C inc English & Maths % of year 12 pupils achieving 5+ GCSEs grades A*-C (including equivalents) Including English and Maths	3+ A Levels A*-C % of pupils achieving 3+ A Level grades A*-C (including equivalents)	2+ A Levels A*-E % of pupils achieving 2+ A Level grades A*-E (including equivalents)
2017/18	85.0	62.5	*	100.0
2018/19	87.8	61.2	*	87.5
2019/20	Not available	Not available	Not available	Not available
In formal intervention any period 1 April 2020-31 March 2021				

EF Compliant	
Key Stage 4 compliant	Y
Post-16 compliant	Y

Budgets			
Year	Available Delegated Resources £	Surplus/Deficit £	Surplus/Deficit %
2017/18	1,595,184	66,532	4.17%
2018/19	1,532,041	27,095	1.77%
2019/20	1,575,313	45,250	2.87%

KEY TO SYMBOLS & TEXT USED IN DATA ABOVE	
Symbol/Text	Definition
*	Relates to fewer than 5 cases
#	Means that a figure greater than or equal to 5 had been treated to prevent disclosure of a small number elsewhere
-	School not open in this academic year or closed in the previous academic year so data could not be collected and validated post exams
n/a	Not applicable, no pupils in the relevant year of study
JH	Junior High School, no year 12 or post-16 pupils

Post-Primary School Annual Area Profile 2021

DE Ref No	School Name	Status	Council Area
2230148	St John's High School, Dromore	Catholic Maintained	FERMANAGH AND OMAGH

Annual Census Information				
Year	Total pupils Y8-Y12	6 th Form	Total Enrolment	Pupils in IMU
2017/18	174	0	174	0
2018/19	172	0	172	0
2019/20	179	0	179	0
2020/21	183	0	183	0
Approved Enrolment Number				450
Approved Admissions Number				90
Year 8 Pupils 2020/21				40
First Preference Applications 2020/21				29
% FSME				39.9%

Educational Achievements				
Year	5+ GCSE A*-C % of year 12 pupils achieving 5+ GCSEs grades A*-C (including equivalents)	5+ GCSE A*-C inc English & Maths % of year 12 pupils achieving 5+ GCSEs grades A*-C (including equivalents) Including English and Maths	3+ A Levels A*-C % of pupils achieving 3+ A Level grades A*-C (including equivalents)	2+ A Levels A*-E % of pupils achieving 2+ A Level grades A*-E (including equivalents)
2017/18	100.0	39.1	n/a	n/a
2018/19	100.0	50.0	n/a	n/a
2019/20	Not available	Not available	Not available	Not available
In formal intervention any period 1 April 2020-31 March 2021				

EF Compliant	
Key Stage 4 compliant	Y
Post-16 compliant	No Sixth Form

Budgets			
Year	Available Delegated Resources £	Surplus/Deficit £	Surplus/Deficit %
2017/18	977,767	-1,275	-0.13%
2018/19	899,878	-2,934	-0.33%
2019/20	978,153	-15,196	-1.55%

KEY TO SYMBOLS & TEXT USED IN DATA ABOVE	
Symbol/Text	Definition
*	Relates to fewer than 5 cases
#	Means that a figure greater than or equal to 5 had been treated to prevent disclosure of a small number elsewhere
-	School not open in this academic year or closed in the previous academic year so data could not be collected and validated post exams
n/a	Not applicable, no pupils in the relevant year of study
JH	Junior High School, no year 12 or post-16 pupils

Post-Primary School Annual Area Profile 2021

DE Ref No	School Name	Status	Council Area
2230100	St Joseph's College, Chanterhill Road	Catholic Maintained	FERMANAGH AND OMAGH

Annual Census Information				
Year	Total pupils Y8-Y12	6 th Form	Total Enrolment	Pupils in IMU
2017/18	211	28	239	0
2018/19	200	33	233	0
2019/20	201	36	237	0
2020/21	214	33	247	0
Approved Enrolment Number				370
Approved Admissions Number				74
Year 8 Pupils 2020/21				47
First Preference Applications 2020/21				35
% FSME				41.7%

Educational Achievements				
Year	5+ GCSE A*-C % of year 12 pupils achieving 5+ GCSEs grades A*-C (including equivalents)	5+ GCSE A*-C inc English & Maths % of year 12 pupils achieving 5+ GCSEs grades A*-C (including equivalents) Including English and Maths	3+ A Levels A*-C % of pupils achieving 3+ A Level grades A*-C (including equivalents)	2+ A Levels A*-E % of pupils achieving 2+ A Level grades A*-E (including equivalents)
2017/18	57.9	52.6	62.5	87.5
2018/19	83.3	69.0	81.8	90.9
2019/20	Not available	Not available	Not available	Not available
In formal intervention any period 1 April 2020-31 March 2021				

EF Compliant	
Key Stage 4 compliant	Y
Post-16 compliant	Y

Budgets			
Year	Available Delegated Resources £	Surplus/Deficit £	Surplus/Deficit %
2017/18	1,363,316	96,121	7.05%
2018/19	1,300,976	111,697	8.59%
2019/20	1,357,705	-344	-0.03%

KEY TO SYMBOLS & TEXT USED IN DATA ABOVE	
Symbol/Text	Definition
*	Relates to fewer than 5 cases
#	Means that a figure greater than or equal to 5 had been treated to prevent disclosure of a small number elsewhere
-	School not open in this academic year or closed in the previous academic year so data could not be collected and validated post exams
n/a	Not applicable, no pupils in the relevant year of study
JH	Junior High School, no year 12 or post-16 pupils

Post-Primary School Annual Area Profile 2021

DE Ref No	School Name	Status	Council Area
2230322	St Kevin's College (opened September 2017)	Catholic Maintained	FERMANAGH AND OMAGH

Annual Census Information				
Year	Total pupils Y8-Y12	6 th Form	Total Enrolment	Pupils in IMU
2017/18	435	154	589	0
2018/19	485	157	642	0
2019/20	495	185	680	0
2020/21	526	163	689	0
Approved Enrolment Number				635
Approved Admissions Number				100
Year 8 Pupils 2020/21				111
First Preference Applications 2020/21				90
% FSME				35.8%

Educational Achievements				
Year	5+ GCSE A*-C % of year 12 pupils achieving 5+ GCSEs grades A*-C (including equivalents)	5+ GCSE A*-C inc English & Maths % of year 12 pupils achieving 5+ GCSEs grades A*-C (including equivalents) Including English and Maths	3+ A Levels A*-C % of pupils achieving 3+ A Level grades A*-C (including equivalents)	2+ A Levels A*-E % of pupils achieving 2+ A Level grades A*-E (including equivalents)
2017/18	93.9	84.8	67.3	94.2
2018/19	93.8	90.1	68.0	100.0
2019/20	Not available	Not available	Not available	Not available
In formal intervention any period 1 April 2020-31 March 2021				

EF Compliant	
Key Stage 4 compliant	Y
Post-16 compliant	Y

Budgets			
Year	Available Delegated Resources £	Surplus/Deficit £	Surplus/Deficit %
2017/18	1,646,453	654,190	39.73%
2018/19	3,263,730	506,444	15.52%
2019/20	3,382,090	369,744	10.93%

KEY TO SYMBOLS & TEXT USED IN DATA ABOVE	
Symbol/Text	Definition
*	Relates to fewer than 5 cases
#	Means that a figure greater than or equal to 5 had been treated to prevent disclosure of a small number elsewhere
-	School not open in this academic year or closed in the previous academic year so data could not be collected and validated post exams
n/a	Not applicable, no pupils in the relevant year of study
JH	Junior High School, no year 12 or post-16 pupils

Post-Primary School Annual Area Profile 2021

DE Ref No	School Name	Status	Council Area
2230109	St Mary's College, Irvinestown	Catholic Maintained	FERMANAGH AND OMAGH

Annual Census Information				
Year	Total pupils Y8-Y12	6 th Form	Total Enrolment	Pupils in IMU
2017/18	120	0	120	0
2018/19	127	0	127	0
2019/20	139	0	139	0
2020/21	150	0	150	0
Approved Enrolment Number				310
Approved Admissions Number				62
Year 8 Pupils 2020/21				30
First Preference Applications 2020/21				23
% FSME				42.0%

Educational Achievements				
Year	5+ GCSE A*-C % of year 12 pupils achieving 5+ GCSEs grades A*-C (including equivalents)	5+ GCSE A*-C inc English & Maths % of year 12 pupils achieving 5+ GCSEs grades A*-C (including equivalents) Including English and Maths	3+ A Levels A*-C % of pupils achieving 3+ A Level grades A*-C (including equivalents)	2+ A Levels A*-E % of pupils achieving 2+ A Level grades A*-E (including equivalents)
2017/18	95.8	62.5	n/a	n/a
2018/19	94.1	58.8	n/a	n/a
2019/20	Not available	Not available	Not available	Not available
In formal intervention any period 1 April 2020-31 March 2021				

EF Compliant	
Key Stage 4 compliant	Y
Post-16 compliant	No Sixth Form

Budgets			
Year	Available Delegated Resources £	Surplus/Deficit £	Surplus/Deficit %
2017/18	510,334	-400,624	-78.50%
2018/19	315,497	-564,436	-178.90%
2019/20	222,834	-636,794	-285.77%

KEY TO SYMBOLS & TEXT USED IN DATA ABOVE	
Symbol/Text	Definition
*	Relates to fewer than 5 cases
#	Means that a figure greater than or equal to 5 had been treated to prevent disclosure of a small number elsewhere
-	School not open in this academic year or closed in the previous academic year so data could not be collected and validated post exams
n/a	Not applicable, no pupils in the relevant year of study
JH	Junior High School, no year 12 or post-16 pupils

Post-Primary School Annual Area Profile 2021

DE Ref No	School Name	Status	Council Area
2230085	St Mary's High School, Brollagh (closed August 2021)	Catholic Maintained	FERMANAGH AND OMAGH

Annual Census Information				
Year	Total pupils Y8-Y12	6 th Form	Total Enrolment	Pupils in IMU
2017/18	85	0	85	0
2018/19	98	0	98	0
2019/20	76	0	76	0
2020/21	67	0	67	0
Approved Enrolment Number				230
Approved Admissions Number				46
Year 8 Pupils 2020/21				15
First Preference Applications 2020/21				14
% FSME				40.3%

Educational Achievements				
Year	5+ GCSE A*-C % of year 12 pupils achieving 5+ GCSEs grades A*-C (including equivalents)	5+ GCSE A*-C inc English & Maths % of year 12 pupils achieving 5+ GCSEs grades A*-C (including equivalents) Including English and Maths	3+ A Levels A*-C % of pupils achieving 3+ A Level grades A*-C (including equivalents)	2+ A Levels A*-E % of pupils achieving 2+ A Level grades A*-E (including equivalents)
2017/18	71.4	71.4	n/a	n/a
2018/19	93.3	53.3	n/a	n/a
2019/20	Not available	Not available	Not available	Not available
In formal intervention any period 1 April 2020-31 March 2021				

EF Compliant	
Key Stage 4 compliant	Y
Post-16 compliant	No Sixth Form

Budgets			
Year	Available Delegated Resources £	Surplus/Deficit £	Surplus/Deficit %
2017/18	-448,767	-1,288,793	-287.19%
2018/19	-733,890	-1,590,833	-216.77%
2019/20	-964,091	-1,836,671	-190.51%

KEY TO SYMBOLS & TEXT USED IN DATA ABOVE	
Symbol/Text	Definition
*	Relates to fewer than 5 cases
#	Means that a figure greater than or equal to 5 had been treated to prevent disclosure of a small number elsewhere
-	School not open in this academic year or closed in the previous academic year so data could not be collected and validated post exams
n/a	Not applicable, no pupils in the relevant year of study
JH	Junior High School, no year 12 or post-16 pupils

Post-Primary School Annual Area Profile 2021

DE Ref No	School Name	Status	Council Area
2420043	St Michael's College, Enniskillen	Voluntary	FERMANAGH AND OMAGH

Annual Census Information				
Year	Total pupils Y8-Y12	6 th Form	Total Enrolment	Pupils in IMU
2017/18	500	176	676	0
2018/19	500	169	669	0
2019/20	499	196	695	0
2020/21	501	211	712	0
Approved Enrolment Number				770
Approved Admissions Number				100
Year 8 Pupils 2020/21				107
First Preference Applications 2020/21				106
% FSME				15.2%

Educational Achievements				
Year	5+ GCSE A*-C % of year 12 pupils achieving 5+ GCSEs grades A*-C (including equivalents)	5+ GCSE A*-C inc English & Maths % of year 12 pupils achieving 5+ GCSEs grades A*-C (including equivalents) Including English and Maths	3+ A Levels A*-C % of pupils achieving 3+ A Level grades A*-C (including equivalents)	2+ A Levels A*-E % of pupils achieving 2+ A Level grades A*-E (including equivalents)
2017/18	90.6	84.4	66.3	98.8
2018/19	92.7	91.7	73.2	100.0
2019/20	Not available	Not available	Not available	Not available
In formal intervention any period 1 April 2020-31 March 2021				

EF Compliant	
Key Stage 4 compliant	Y
Post-16 compliant	Y

Budgets			
Year	Available Delegated Resources £	Surplus/Deficit £	Surplus/Deficit %
2017/18			
2018/19			
2019/20			

KEY TO SYMBOLS & TEXT USED IN DATA ABOVE	
Symbol/Text	Definition
*	Relates to fewer than 5 cases
#	Means that a figure greater than or equal to 5 had been treated to prevent disclosure of a small number elsewhere
-	School not open in this academic year or closed in the previous academic year so data could not be collected and validated post exams
n/a	Not applicable, no pupils in the relevant year of study
JH	Junior High School, no year 12 or post-16 pupils

Lisburn and Castlereagh District Council

SUMMARY DATA FOR POST-PRIMARY SCHOOLS IN THE LISBURN AND CASTLEREAGH DISTRICT COUNCIL AREA

Management Type	Total – Enrolments	Numbers of Schools	Total Approved Enrolment
Controlled	2,732	4	3,048
Voluntary	2,192	2	2,130
Catholic Maintained	531	1	530
Controlled Integrated	876	1	850
Grant Maintained Integrated	1,424	1	1,300

Available School Places

In post-primary schools there has been a decrease of 170 in the number available places compared to the corresponding figure in the 2020 Annual Area Profiles.

School Finance and Enrolment

The chart overleaf summarises the financial position of the schools in the council area between 2017/18 and 2019/20. The Authority does not retain information for voluntary grammar and grant maintained schools and these are shown under the “no budgetary information” category.

The chart overleaf also summarises the enrolment history of the schools between 2017/18 and 2020/21.

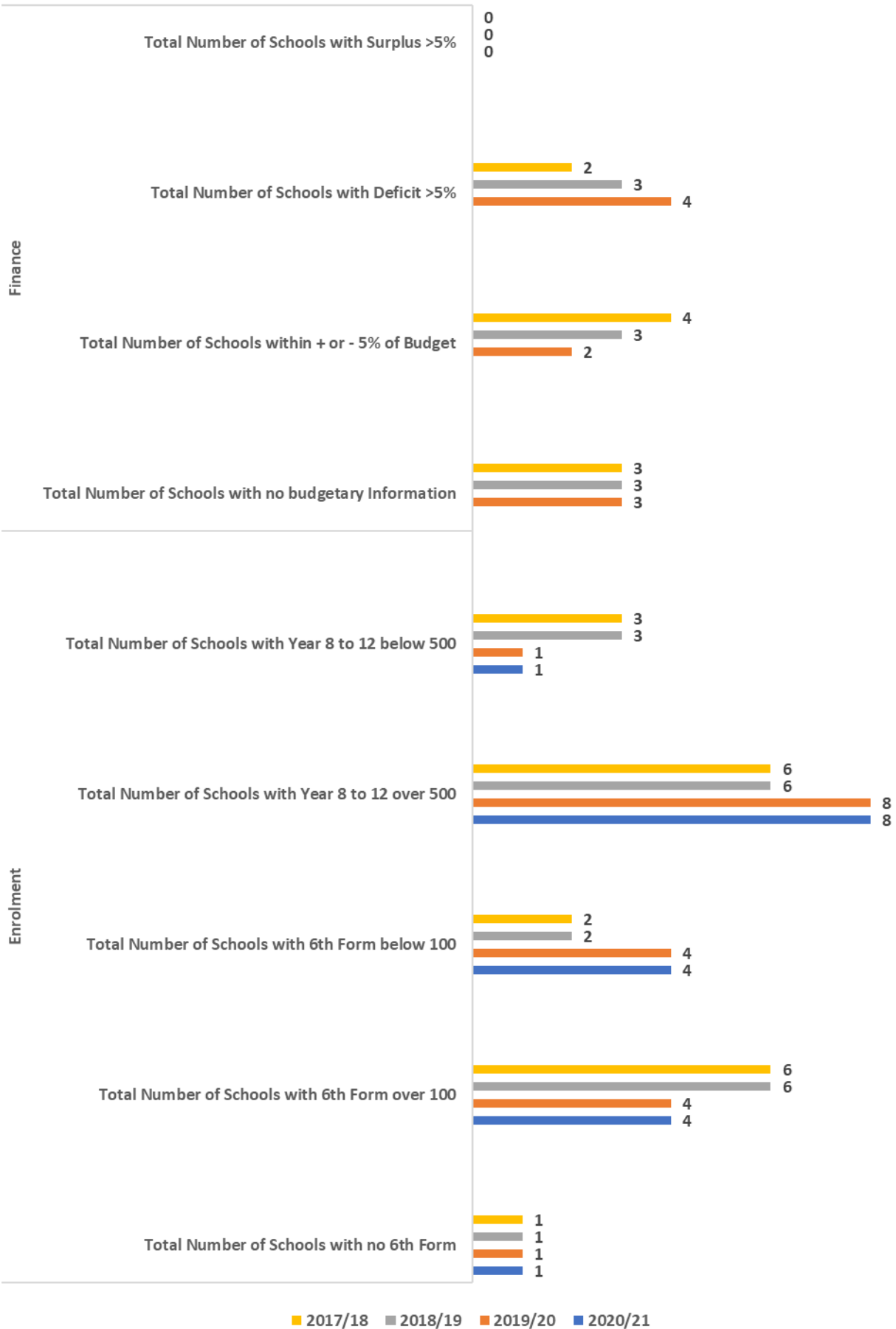
This data is assessed against the sustainable schools criteria:

- In 2020/21 there was 1 school with a year 8 to 12 enrolment below 500.
- In 2020/21 there were 4 schools with a 6th form below 100.
- The number of schools with a deficit greater than 5% increased in 2019/20 when compared to previous years.

Compliance with the Entitlement Framework Requirements (Post-Primary Schools)

In 2020/21 there were a total of 8 schools that complied with the KS4 component of the EF which was the same number as 2019/20. In addition 2 schools in 2020/21 were compliant with the post-16 component compared to 3 in 2019/20.

Lisburn and Castlereagh City Council Area Finance and Enrolment Summary



Post-Primary School Annual Area Profile 2021

DE Ref No	School Name	Status	Council Area
4210316	Breda Academy	Controlled	LISBURN AND CASTLEREAGH

Annual Census Information				
Year	Total pupils Y8-Y12	6 th Form	Total Enrolment	Pupils in IMU
2017/18	691	106	797	0
2018/19	616	122	738	0
2019/20	542	152	694	0
2020/21	539	168	707	0
Approved Enrolment Number				1000
Approved Admissions Number				170
Year 8 Pupils 2020/21				109
First Preference Applications 2020/21				41
% FSME				40.6%

Educational Achievements				
Year	5+ GCSE A*-C % of year 12 pupils achieving 5+ GCSEs grades A*-C (including equivalents)	5+ GCSE A*-C inc English & Maths % of year 12 pupils achieving 5+ GCSEs grades A*-C (including equivalents) Including English and Maths	3+ A Levels A*-C % of pupils achieving 3+ A Level grades A*-C (including equivalents)	2+ A Levels A*-E % of pupils achieving 2+ A Level grades A*-E (including equivalents)
2017/18	69.9	37.9	30.3	93.9
2018/19	78.6	42.7	*	76.2
2019/20	Not available	Not available	Not available	Not available
In formal intervention any period 1 April 2020-31 March 2021				

EF Compliant	
Key Stage 4 compliant	Y
Post-16 compliant	N

Budgets			
Year	Available Delegated Resources £	Surplus/Deficit £	Surplus/Deficit %
2017/18	3,776,252	-301,743	-7.99%
2018/19	3,320,389	-817,589	-24.62%
2019/20	2,711,421	-1,469,791	-54.21%

KEY TO SYMBOLS & TEXT USED IN DATA ABOVE	
Symbol/Text	Definition
*	Relates to fewer than 5 cases
#	Means that a figure greater than or equal to 5 had been treated to prevent disclosure of a small number elsewhere
-	School not open in this academic year or closed in the previous academic year so data could not be collected and validated post exams
n/a	Not applicable, no pupils in the relevant year of study
JH	Junior High School, no year 12 or post-16 pupils

Post-Primary School Annual Area Profile 2021

DE Ref No	School Name	Status	Council Area
4210262	Dundonald High School	Controlled	LISBURN AND CASTLEREAGH

Annual Census Information				
Year	Total pupils Y8-Y12	6 th Form	Total Enrolment	Pupils in IMU
2017/18	397	0	397	0
2018/19	485	0	485	0
2019/20	558	0	558	0
2020/21	591	0	591	0
Approved Enrolment Number				600
Approved Admissions Number				120
Year 8 Pupils 2020/21				117
First Preference Applications 2020/21				57
% FSME				53.1%

Educational Achievements				
Year	5+ GCSE A*-C % of year 12 pupils achieving 5+ GCSEs grades A*-C (including equivalents)	5+ GCSE A*-C inc English & Maths % of year 12 pupils achieving 5+ GCSEs grades A*-C (including equivalents) Including English and Maths	3+ A Levels A*-C % of pupils achieving 3+ A Level grades A*-C (including equivalents)	2+ A Levels A*-E % of pupils achieving 2+ A Level grades A*-E (including equivalents)
2017/18	67.5	30.0	n/a	n/a
2018/19	65.8	23.7	n/a	n/a
2019/20	Not available	Not available	Not available	Not available
In formal intervention any period 1 April 2020-31 March 2021				Y

EF Compliant	
Key Stage 4 compliant	Y
Post-16 compliant	No Sixth Form

Budgets			
Year	Available Delegated Resources £	Surplus/Deficit £	Surplus/Deficit %
2017/18	1,693,804	58,996	3.48%
2018/19	1,947,253	52,103	2.68%
2019/20	2,511,124	72,868	2.90%

KEY TO SYMBOLS & TEXT USED IN DATA ABOVE	
Symbol/Text	Definition
*	Relates to fewer than 5 cases
#	Means that a figure greater than or equal to 5 had been treated to prevent disclosure of a small number elsewhere
-	School not open in this academic year or closed in the previous academic year so data could not be collected and validated post exams
n/a	Not applicable, no pupils in the relevant year of study
JH	Junior High School, no year 12 or post-16 pupils

Post-Primary School Annual Area Profile 2021

DE Ref No	School Name	Status	Council Area
4250072	Fort Hill College	Controlled Integrated	LISBURN AND CASTLEREAGH

Annual Census Information				
Year	Total pupils Y8-Y12	6 th Form	Total Enrolment	Pupils in IMU
2017/18	730	115	845	0
2018/19	740	101	841	0
2019/20	785	73	858	0
2020/21	786	90	876	0
Approved Enrolment Number				850
Approved Admissions Number				160
Year 8 Pupils 2020/21				159
First Preference Applications 2020/21				93
% FSME				35.4%

Educational Achievements				
Year	5+ GCSE A*-C % of year 12 pupils achieving 5+ GCSEs grades A*-C (including equivalents)	5+ GCSE A*-C inc English & Maths % of year 12 pupils achieving 5+ GCSEs grades A*-C (including equivalents) Including English and Maths	3+ A Levels A*-C % of pupils achieving 3+ A Level grades A*-C (including equivalents)	2+ A Levels A*-E % of pupils achieving 2+ A Level grades A*-E (including equivalents)
2017/18	79.1	37.2	66.0	100.0
2018/19	77.8	46.3	76.8	100.0
2019/20	Not available	Not available	Not available	Not available
In formal intervention any period 1 April 2020-31 March 2021				

EF Compliant	
Key Stage 4 compliant	Y
Post-16 compliant	N

Budgets			
Year	Available Delegated Resources £	Surplus/Deficit £	Surplus/Deficit %
2017/18	3,649,966	-85,601	-2.35%
2018/19	3,459,137	-260,249	-7.52%
2019/20	3,471,335	-468,733	-13.50%

KEY TO SYMBOLS & TEXT USED IN DATA ABOVE	
Symbol/Text	Definition
*	Relates to fewer than 5 cases
#	Means that a figure greater than or equal to 5 had been treated to prevent disclosure of a small number elsewhere
-	School not open in this academic year or closed in the previous academic year so data could not be collected and validated post exams
n/a	Not applicable, no pupils in the relevant year of study
JH	Junior High School, no year 12 or post-16 pupils

Post-Primary School Annual Area Profile 2021

DE Ref No	School Name	Status	Council Area
4420050	Friends' School	Voluntary	LISBURN AND CASTLEREAGH

Annual Census Information				
Year	Total pupils Y8-Y12	6 th Form	Total Enrolment	Pupils in IMU
2017/18	708	275	983	0
2018/19	715	275	990	0
2019/20	715	259	974	0
2020/21	717	269	986	0
Approved Enrolment Number				970
Approved Admissions Number				140
Year 8 Pupils 2020/21				142
First Preference Applications 2020/21				180
% FSME				4.6%

Educational Achievements				
Year	5+ GCSE A*-C % of year 12 pupils achieving 5+ GCSEs grades A*-C (including equivalents)	5+ GCSE A*-C inc English & Maths % of year 12 pupils achieving 5+ GCSEs grades A*-C (including equivalents) Including English and Maths	3+ A Levels A*-C % of pupils achieving 3+ A Level grades A*-C (including equivalents)	2+ A Levels A*-E % of pupils achieving 2+ A Level grades A*-E (including equivalents)
2017/18	100.0	100.0	89.2	100.0
2018/19	96.5	96.5	87.6	100.0
2019/20	Not available	Not available	Not available	Not available
In formal intervention any period 1 April 2020-31 March 2021				

EF Compliant	
Key Stage 4 compliant	N
Post-16 compliant	Y

Budgets			
Year	Available Delegated Resources £	Surplus/Deficit £	Surplus/Deficit %
2017/18			
2018/19			
2019/20			

KEY TO SYMBOLS & TEXT USED IN DATA ABOVE	
Symbol/Text	Definition
*	Relates to fewer than 5 cases
#	Means that a figure greater than or equal to 5 had been treated to prevent disclosure of a small number elsewhere
-	School not open in this academic year or closed in the previous academic year so data could not be collected and validated post exams
n/a	Not applicable, no pupils in the relevant year of study
JH	Junior High School, no year 12 or post-16 pupils

Post-Primary School Annual Area Profile 2021

DE Ref No	School Name	Status	Council Area
4260255	Lagan College	GMI	LISBURN AND CASTLEREAGH

Annual Census Information				
Year	Total pupils Y8-Y12	6 th Form	Total Enrolment	Pupils in IMU
2017/18	1061	232	1293	0
2018/19	1079	283	1362	0
2019/20	1100	286	1386	0
2020/21	1121	303	1424	0
Approved Enrolment Number				1300
Approved Admissions Number				200
Year 8 Pupils 2020/21				230
First Preference Applications 2020/21				449
% FSME				24.4%

Educational Achievements				
Year	5+ GCSE A*-C % of year 12 pupils achieving 5+ GCSEs grades A*-C (including equivalents)	5+ GCSE A*-C inc English & Maths % of year 12 pupils achieving 5+ GCSEs grades A*-C (including equivalents) Including English and Maths	3+ A Levels A*-C % of pupils achieving 3+ A Level grades A*-C (including equivalents)	2+ A Levels A*-E % of pupils achieving 2+ A Level grades A*-E (including equivalents)
2017/18	89.1	64.5	65.4	100.0
2018/19	91.9	74.2	77.3	99.2
2019/20	Not available	Not available	Not available	Not available
In formal intervention any period 1 April 2020-31 March 2021				

EF Compliant	
Key Stage 4 compliant	Y
Post-16 compliant	Y

Budgets			
Year	Available Delegated Resources £	Surplus/Deficit £	Surplus/Deficit %
2017/18			
2018/19			
2019/20			

KEY TO SYMBOLS & TEXT USED IN DATA ABOVE	
Symbol/Text	Definition
*	Relates to fewer than 5 cases
#	Means that a figure greater than or equal to 5 had been treated to prevent disclosure of a small number elsewhere
-	School not open in this academic year or closed in the previous academic year so data could not be collected and validated post exams
n/a	Not applicable, no pupils in the relevant year of study
JH	Junior High School, no year 12 or post-16 pupils

Post-Primary School Annual Area Profile 2021

DE Ref No	School Name	Status	Council Area
4210201	Laurelhill Community College	Controlled	LISBURN AND CASTLEREAGH

Annual Census Information				
Year	Total pupils Y8-Y12	6 th Form	Total Enrolment	Pupils in IMU
2017/18	519	124	643	0
2018/19	593	104	697	0
2019/20	655	87	742	0
2020/21	723	86	809	0
Approved Enrolment Number				948
Approved Admissions Number				175
Year 8 Pupils 2020/21				180
First Preference Applications 2020/21				117
% FSME				29.8%

Educational Achievements				
Year	5+ GCSE A*-C % of year 12 pupils achieving 5+ GCSEs grades A*-C (including equivalents)	5+ GCSE A*-C inc English & Maths % of year 12 pupils achieving 5+ GCSEs grades A*-C (including equivalents) Including English and Maths	3+ A Levels A*-C % of pupils achieving 3+ A Level grades A*-C (including equivalents)	2+ A Levels A*-E % of pupils achieving 2+ A Level grades A*-E (including equivalents)
2017/18	71.9	44.8	50.9	100.0
2018/19	72.2	43.3	54.3	93.5
2019/20	Not available	Not available	Not available	Not available
In formal intervention any period 1 April 2020-31 March 2021				

EF Compliant	
Key Stage 4 compliant	Y
Post-16 compliant	N

Budgets			
Year	Available Delegated Resources £	Surplus/Deficit £	Surplus/Deficit %
2017/18	2,931,653	123,963	4.23%
2018/19	2,929,661	-5,968	-0.20%
2019/20	3,141,342	-57,556	-1.83%

KEY TO SYMBOLS & TEXT USED IN DATA ABOVE	
Symbol/Text	Definition
*	Relates to fewer than 5 cases
#	Means that a figure greater than or equal to 5 had been treated to prevent disclosure of a small number elsewhere
-	School not open in this academic year or closed in the previous academic year so data could not be collected and validated post exams
n/a	Not applicable, no pupils in the relevant year of study
JH	Junior High School, no year 12 or post-16 pupils

Post-Primary School Annual Area Profile 2021

DE Ref No	School Name	Status	Council Area
4210051	Lisnagarvey High School	Controlled	LISBURN AND CASTLEREAGH

Annual Census Information				
Year	Total pupils Y8-Y12	6 th Form	Total Enrolment	Pupils in IMU
2017/18	481	75	556	0
2018/19	488	87	575	0
2019/20	549	81	630	0
2020/21	563	62	625	0
Approved Enrolment Number				500
Approved Admissions Number				100
Year 8 Pupils 2020/21				111
First Preference Applications 2020/21				137
% FSME				36.8%

Educational Achievements				
Year	5+ GCSE A*-C % of year 12 pupils achieving 5+ GCSEs grades A*-C (including equivalents)	5+ GCSE A*-C inc English & Maths % of year 12 pupils achieving 5+ GCSEs grades A*-C (including equivalents) Including English and Maths	3+ A Levels A*-C % of pupils achieving 3+ A Level grades A*-C (including equivalents)	2+ A Levels A*-E % of pupils achieving 2+ A Level grades A*-E (including equivalents)
2017/18	89.5	58.1	61.1	100.0
2018/19	94.1	72.1	47.8	95.7
2019/20	Not available	Not available	Not available	Not available
In formal intervention any period 1 April 2020-31 March 2021				

EF Compliant	
Key Stage 4 compliant	Y
Post-16 compliant	N

Budgets			
Year	Available Delegated Resources £	Surplus/Deficit £	Surplus/Deficit %
2017/18	2,185,118	-138,349	-6.33%
2018/19	2,275,937	-216,057	-9.49%
2019/20	2,463,065	-263,414	-10.69%

KEY TO SYMBOLS & TEXT USED IN DATA ABOVE	
Symbol/Text	Definition
*	Relates to fewer than 5 cases
#	Means that a figure greater than or equal to 5 had been treated to prevent disclosure of a small number elsewhere
-	School not open in this academic year or closed in the previous academic year so data could not be collected and validated post exams
n/a	Not applicable, no pupils in the relevant year of study
JH	Junior High School, no year 12 or post-16 pupils

Post-Primary School Annual Area Profile 2021

DE Ref No	School Name	Status	Council Area
4230165	St Patrick's High School, Ballinderry Road	Catholic Maintained	LISBURN AND CASTLEREAGH

Annual Census Information				
Year	Total pupils Y8-Y12	6 th Form	Total Enrolment	Pupils in IMU
2017/18	359	62	421	0
2018/19	377	48	425	0
2019/20	440	51	491	0
2020/21	479	52	531	0
Approved Enrolment Number				530
Approved Admissions Number				106
Year 8 Pupils 2020/21				111
First Preference Applications 2020/21				79
% FSME				36.3%

Educational Achievements				
Year	5+ GCSE A*-C % of year 12 pupils achieving 5+ GCSEs grades A*-C (including equivalents)	5+ GCSE A*-C inc English & Maths % of year 12 pupils achieving 5+ GCSEs grades A*-C (including equivalents) Including English and Maths	3+ A Levels A*-C % of pupils achieving 3+ A Level grades A*-C (including equivalents)	2+ A Levels A*-E % of pupils achieving 2+ A Level grades A*-E (including equivalents)
2017/18	59.7	47.2	*	72.0
2018/19	71.9	57.8	38.1	100.0
2019/20	Not available	Not available	Not available	Not available
In formal intervention any period 1 April 2020-31 March 2021				

EF Compliant	
Key Stage 4 compliant	Y
Post-16 compliant	N

Budgets			
Year	Available Delegated Resources £	Surplus/Deficit £	Surplus/Deficit %
2017/18	1,851,267	-32,996	-1.78%
2018/19	1,843,963	-66,745	-3.62%
2019/20	2,123,080	-135,265	-6.37%

KEY TO SYMBOLS & TEXT USED IN DATA ABOVE	
Symbol/Text	Definition
*	Relates to fewer than 5 cases
#	Means that a figure greater than or equal to 5 had been treated to prevent disclosure of a small number elsewhere
-	School not open in this academic year or closed in the previous academic year so data could not be collected and validated post exams
n/a	Not applicable, no pupils in the relevant year of study
JH	Junior High School, no year 12 or post-16 pupils

Post-Primary School Annual Area Profile 2021

DE Ref No	School Name	Status	Council Area
4420051	Wallace High School	Voluntary	LISBURN AND CASTLEREAGH

Annual Census Information				
Year	Total pupils Y8-Y12	6 th Form	Total Enrolment	Pupils in IMU
2017/18	882	274	1156	0
2018/19	897	275	1172	0
2019/20	899	277	1176	0
2020/21	895	311	1206	0
Approved Enrolment Number				1160
Approved Admissions Number				170
Year 8 Pupils 2020/21				179
First Preference Applications 2020/21				260
% FSME				6.1%

Educational Achievements				
Year	5+ GCSE A*-C % of year 12 pupils achieving 5+ GCSEs grades A*-C (including equivalents)	5+ GCSE A*-C inc English & Maths % of year 12 pupils achieving 5+ GCSEs grades A*-C (including equivalents) Including English and Maths	3+ A Levels A*-C % of pupils achieving 3+ A Level grades A*-C (including equivalents)	2+ A Levels A*-E % of pupils achieving 2+ A Level grades A*-E (including equivalents)
2017/18	99.4	99.4	87.0	100.0
2018/19	95.0	95.0	87.7	100.0
2019/20	Not available	Not available	Not available	Not available
In formal intervention any period 1 April 2020-31 March 2021				

EF Compliant	
Key Stage 4 compliant	Y
Post-16 compliant	Y

Budgets			
Year	Available Delegated Resources £	Surplus/Deficit £	Surplus/Deficit %
2017/18			
2018/19			
2019/20			

KEY TO SYMBOLS & TEXT USED IN DATA ABOVE	
Symbol/Text	Definition
*	Relates to fewer than 5 cases
#	Means that a figure greater than or equal to 5 had been treated to prevent disclosure of a small number elsewhere
-	School not open in this academic year or closed in the previous academic year so data could not be collected and validated post exams
n/a	Not applicable, no pupils in the relevant year of study
JH	Junior High School, no year 12 or post-16 pupils

Mid and East Antrim District Council

SUMMARY DATA FOR POST-PRIMARY SCHOOLS IN THE MID AND EAST ANTRIM DISTRICT COUNCIL AREA

Management Type	Total – Enrolments	Numbers of Schools	Total Approved Enrolment
Controlled	5,139	6	5,240
Voluntary	3,078	3	2,895
Catholic Maintained	1,327	2	1,560
Grant Maintained Integrated	1,581	2	1,380

Available School Places

In post-primary schools there has been a decrease of 43 in the number available places compared to the corresponding figure in the 2020 Annual Area Profiles.

School Finance and Enrolment

The chart overleaf summarises the financial position of the schools in the council area between 2017/18 and 2019/20. The Authority does not retain information for voluntary grammar and grant maintained schools and these are shown under the “no budgetary information” category.

The chart overleaf also summarises the enrolment history of the schools between 2017/18 and 2020/21.

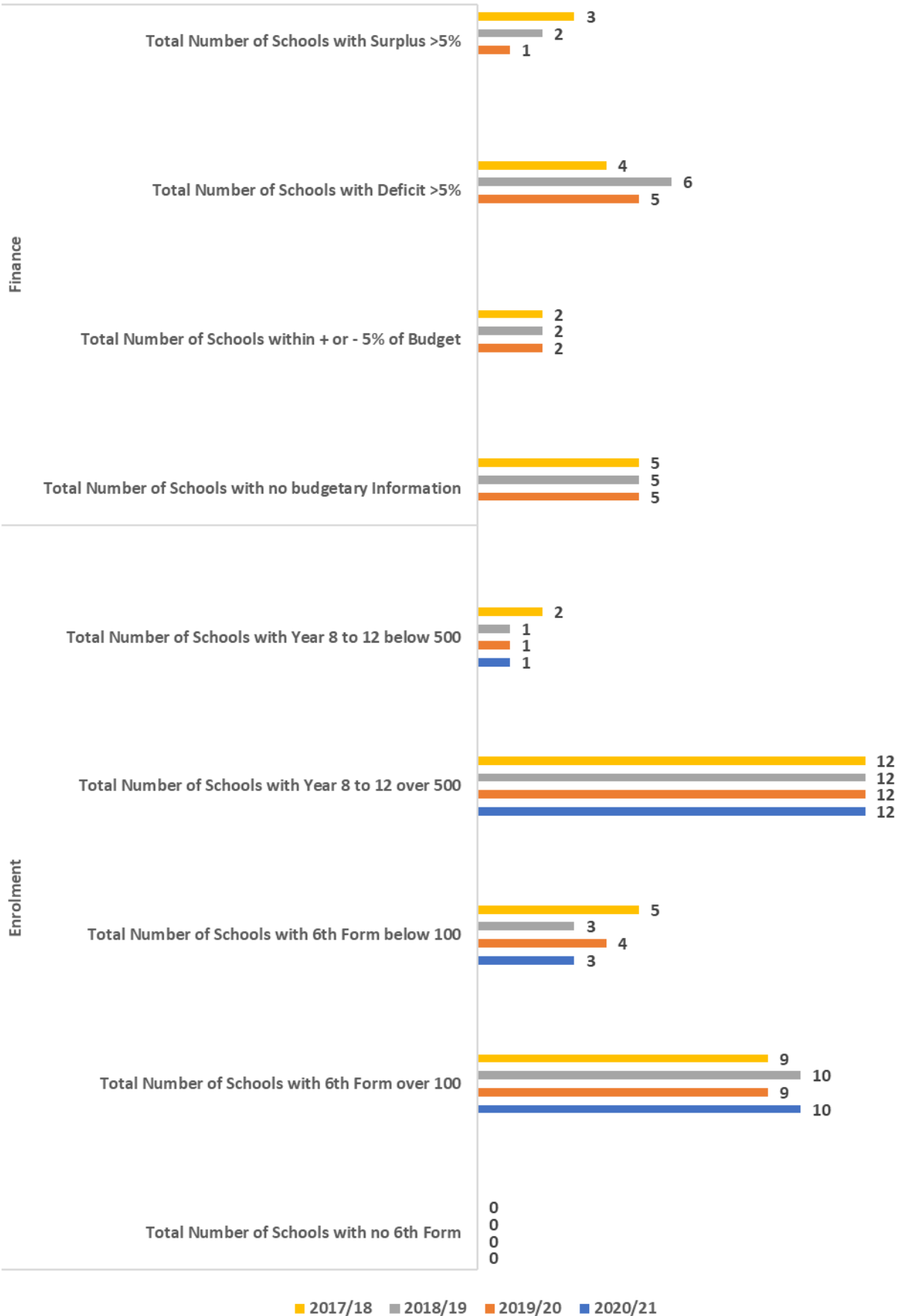
This data is assessed against the sustainable schools criteria:

- In 2020/21 there was 1 school with a year 8 to 12 enrolment below 500.
- In 2020/21 there were 3 schools with a 6th form below 100.
- The number of schools with a deficit greater than 5% decreased in 2019/20 when compared to previous years.

Compliance with the Entitlement Framework Requirements (Post-Primary Schools)

In 2020/21 there were a total of 12 schools that complied with the KS4 component of the EF which was the same number as 2019/20. In addition 7 schools in 2020/21 were compliant with the post-16 component compared to 9 in 2019/20.

Mid and East Antrim Borough Council Area Finance and Enrolment Summary



Post-Primary School Annual Area Profile 2021

DE Ref No	School Name	Status	Council Area
3420011	Ballymena Academy	Voluntary	MID AND EAST ANTRIM

Annual Census Information				
Year	Total pupils Y8-Y12	6 th Form	Total Enrolment	Pupils in IMU
2017/18	886	319	1205	0
2018/19	885	329	1214	0
2019/20	898	313	1211	0
2020/21	893	319	1212	0
Approved Enrolment Number				1200
Approved Admissions Number				176
Year 8 Pupils 2020/21				172
First Preference Applications 2020/21				147
% FSME				6.8%

Educational Achievements				
Year	5+ GCSE A*-C % of year 12 pupils achieving 5+ GCSEs grades A*-C (including equivalents)	5+ GCSE A*-C inc English & Maths % of year 12 pupils achieving 5+ GCSEs grades A*-C (including equivalents) Including English and Maths	3+ A Levels A*-C % of pupils achieving 3+ A Level grades A*-C (including equivalents)	2+ A Levels A*-E % of pupils achieving 2+ A Level grades A*-E (including equivalents)
2017/18	98.9	98.3	77.5	100.0
2018/19	99.4	98.8	81.3	100.0
2019/20	Not available	Not available	Not available	Not available
In formal intervention any period 1 April 2020-31 March 2021				

EF Compliant	
Key Stage 4 compliant	Y
Post-16 compliant	Y

Budgets			
Year	Available Delegated Resources £	Surplus/Deficit £	Surplus/Deficit %
2017/18			
2018/19			
2019/20			

KEY TO SYMBOLS & TEXT USED IN DATA ABOVE	
Symbol/Text	Definition
*	Relates to fewer than 5 cases
#	Means that a figure greater than or equal to 5 had been treated to prevent disclosure of a small number elsewhere
-	School not open in this academic year or closed in the previous academic year so data could not be collected and validated post exams
n/a	Not applicable, no pupils in the relevant year of study
JH	Junior High School, no year 12 or post-16 pupils

Post-Primary School Annual Area Profile 2021

DE Ref No	School Name	Status	Council Area
3410297	Cambridge House Grammar School	Controlled	MID AND EAST ANTRIM

Annual Census Information				
Year	Total pupils Y8-Y12	6 th Form	Total Enrolment	Pupils in IMU
2017/18	706	197	903	0
2018/19	708	188	896	0
2019/20	705	205	910	0
2020/21	703	225	928	0
Approved Enrolment Number				900
Approved Admissions Number				140
Year 8 Pupils 2020/21				140
First Preference Applications 2020/21				155
% FSME				13.1%

Educational Achievements				
Year	5+ GCSE A*-C % of year 12 pupils achieving 5+ GCSEs grades A*-C (including equivalents)	5+ GCSE A*-C inc English & Maths % of year 12 pupils achieving 5+ GCSEs grades A*-C (including equivalents) Including English and Maths	3+ A Levels A*-C % of pupils achieving 3+ A Level grades A*-C (including equivalents)	2+ A Levels A*-E % of pupils achieving 2+ A Level grades A*-E (including equivalents)
2017/18	95.7	94.3	87.0	100.0
2018/19	97.1	95.7	87.2	100.0
2019/20	Not available	Not available	Not available	Not available
In formal intervention any period 1 April 2020-31 March 2021				

EF Compliant	
Key Stage 4 compliant	Y
Post-16 compliant	Y

Budgets			
Year	Available Delegated Resources £	Surplus/Deficit £	Surplus/Deficit %
2017/18	3,816,325	98,257	2.57%
2018/19	3,763,159	234,382	6.23%
2019/20	4,055,091	151	0.00%

KEY TO SYMBOLS & TEXT USED IN DATA ABOVE	
Symbol/Text	Definition
*	Relates to fewer than 5 cases
#	Means that a figure greater than or equal to 5 had been treated to prevent disclosure of a small number elsewhere
-	School not open in this academic year or closed in the previous academic year so data could not be collected and validated post exams
n/a	Not applicable, no pupils in the relevant year of study
JH	Junior High School, no year 12 or post-16 pupils

Post-Primary School Annual Area Profile 2021

DE Ref No	School Name	Status	Council Area
3210323	Carrickfergus Academy (opened September 2018)	Controlled	MID AND EAST ANTRIM

Annual Census Information				
Year	Total pupils Y8-Y12	6 th Form	Total Enrolment	Pupils in IMU
2017/18				
2018/19	1043	147	1190	0
2019/20	1000	124	1124	0
2020/21	961	142	1103	0
Approved Enrolment Number				1250
Approved Admissions Number				210
Year 8 Pupils 2020/21				165
First Preference Applications 2020/21				86
% FSME				35.1%

Educational Achievements				
Year	5+ GCSE A*-C % of year 12 pupils achieving 5+ GCSEs grades A*-C (including equivalents)	5+ GCSE A*-C inc English & Maths % of year 12 pupils achieving 5+ GCSEs grades A*-C (including equivalents) Including English and Maths	3+ A Levels A*-C % of pupils achieving 3+ A Level grades A*-C (including equivalents)	2+ A Levels A*-E % of pupils achieving 2+ A Level grades A*-E (including equivalents)
2017/18	-	-	-	-
2018/19	56.7	36.6	21.9	75.3
2019/20	Not available	Not available	Not available	Not available
In formal intervention any period 1 April 2020-31 March 2021				

EF Compliant	
Key Stage 4 compliant	Y
Post-16 compliant	N

Budgets			
Year	Available Delegated Resources £	Surplus/Deficit £	Surplus/Deficit %
2017/18			
2018/19	3,024,863	-169,125	-5.59%
2019/20	5,513,756	-379,550	-6.88%

KEY TO SYMBOLS & TEXT USED IN DATA ABOVE	
Symbol/Text	Definition
*	Relates to fewer than 5 cases
#	Means that a figure greater than or equal to 5 had been treated to prevent disclosure of a small number elsewhere
-	School not open in this academic year or closed in the previous academic year so data could not be collected and validated post exams
n/a	Not applicable, no pupils in the relevant year of study
JH	Junior High School, no year 12 or post-16 pupils

Post-Primary School Annual Area Profile 2021

DE Ref No	School Name	Status	Council Area
3210091	Carrickfergus College (closed August 2018)	Controlled	MID AND EAST ANTRIM

Annual Census Information				
Year	Total pupils Y8-Y12	6 th Form	Total Enrolment	Pupils in IMU
2017/18	668	97	765	0
2018/19	-	-	-	-
2019/20	-	-	-	-
2020/21	-	-	-	-
Approved Enrolment Number				#N/A
Approved Admissions Number				-
Year 8 Pupils 2020/21				-
First Preference Applications 2020/21				-
% FSME				-

Educational Achievements				
Year	5+ GCSE A*-C % of year 12 pupils achieving 5+ GCSEs grades A*-C (including equivalents)	5+ GCSE A*-C inc English & Maths % of year 12 pupils achieving 5+ GCSEs grades A*-C (including equivalents) Including English and Maths	3+ A Levels A*-C % of pupils achieving 3+ A Level grades A*-C (including equivalents)	2+ A Levels A*-E % of pupils achieving 2+ A Level grades A*-E (including equivalents)
2017/18	-	-	-	-
2018/19	-	-	-	-
2019/20	Not available	Not available	Not available	Not available
In formal intervention any period 1 April 2020-31 March 2021				

EF Compliant	
Key Stage 4 compliant	
Post-16 compliant	

Budgets			
Year	Available Delegated Resources £	Surplus/Deficit £	Surplus/Deficit %
2017/18	2,756,756	-455,746	-16.53%
2018/19	942,525	-432,487	-45.89%
2019/20			

KEY TO SYMBOLS & TEXT USED IN DATA ABOVE	
Symbol/Text	Definition
*	Relates to fewer than 5 cases
#	Means that a figure greater than or equal to 5 had been treated to prevent disclosure of a small number elsewhere
-	School not open in this academic year or closed in the previous academic year so data could not be collected and validated post exams
n/a	Not applicable, no pupils in the relevant year of study
JH	Junior High School, no year 12 or post-16 pupils

Post-Primary School Annual Area Profile 2021

DE Ref No	School Name	Status	Council Area
3410098	Carrickfergus Grammar School	Controlled	MID AND EAST ANTRIM

Annual Census Information				
Year	Total pupils Y8-Y12	6 th Form	Total Enrolment	Pupils in IMU
2017/18	596	188	784	0
2018/19	592	191	783	0
2019/20	593	174	767	0
2020/21	599	170	769	0
Approved Enrolment Number				800
Approved Admissions Number				116
Year 8 Pupils 2020/21				115
First Preference Applications 2020/21				97
% FSME				13.0%

Educational Achievements				
Year	5+ GCSE A*-C % of year 12 pupils achieving 5+ GCSEs grades A*-C (including equivalents)	5+ GCSE A*-C inc English & Maths % of year 12 pupils achieving 5+ GCSEs grades A*-C (including equivalents) Including English and Maths	3+ A Levels A*-C % of pupils achieving 3+ A Level grades A*-C (including equivalents)	2+ A Levels A*-E % of pupils achieving 2+ A Level grades A*-E (including equivalents)
2017/18	97.6	97.6	74.5	100.0
2018/19	91.2	91.2	74.0	100.0
2019/20	Not available	Not available	Not available	Not available
In formal intervention any period 1 April 2020-31 March 2021				

EF Compliant	
Key Stage 4 compliant	Y
Post-16 compliant	Y

Budgets			
Year	Available Delegated Resources £	Surplus/Deficit £	Surplus/Deficit %
2017/18	3,365,502	425,981	12.66%
2018/19	3,594,589	123,666	3.44%
2019/20	3,467,407	-193,761	-5.59%

KEY TO SYMBOLS & TEXT USED IN DATA ABOVE	
Symbol/Text	Definition
*	Relates to fewer than 5 cases
#	Means that a figure greater than or equal to 5 had been treated to prevent disclosure of a small number elsewhere
-	School not open in this academic year or closed in the previous academic year so data could not be collected and validated post exams
n/a	Not applicable, no pupils in the relevant year of study
JH	Junior High School, no year 12 or post-16 pupils

Post-Primary School Annual Area Profile 2021

DE Ref No	School Name	Status	Council Area
3210172	Cullybackey High School	Controlled	MID AND EAST ANTRIM

Annual Census Information				
Year	Total pupils Y8-Y12	6 th Form	Total Enrolment	Pupils in IMU
2017/18	567	82	649	0
2018/19	613	68	681	0
2019/20	623	80	703	0
2020/21	626	94	720	0
Approved Enrolment Number				700
Approved Admissions Number				130
Year 8 Pupils 2020/21				121
First Preference Applications 2020/21				100
% FSME				32.4%

Educational Achievements				
Year	5+ GCSE A*-C % of year 12 pupils achieving 5+ GCSEs grades A*-C (including equivalents)	5+ GCSE A*-C inc English & Maths % of year 12 pupils achieving 5+ GCSEs grades A*-C (including equivalents) Including English and Maths	3+ A Levels A*-C % of pupils achieving 3+ A Level grades A*-C (including equivalents)	2+ A Levels A*-E % of pupils achieving 2+ A Level grades A*-E (including equivalents)
2017/18	63.4	31.7	29.4	91.2
2018/19	66.7	43.4	42.9	96.4
2019/20	Not available	Not available	Not available	Not available
In formal intervention any period 1 April 2020-31 March 2021				

EF Compliant	
Key Stage 4 compliant	Y
Post-16 compliant	N

Budgets			
Year	Available Delegated Resources £	Surplus/Deficit £	Surplus/Deficit %
2017/18	2,852,780	197,243	6.91%
2018/19	2,922,491	224,471	7.68%
2019/20	3,207,502	225,759	7.04%

KEY TO SYMBOLS & TEXT USED IN DATA ABOVE	
Symbol/Text	Definition
*	Relates to fewer than 5 cases
#	Means that a figure greater than or equal to 5 had been treated to prevent disclosure of a small number elsewhere
-	School not open in this academic year or closed in the previous academic year so data could not be collected and validated post exams
n/a	Not applicable, no pupils in the relevant year of study
JH	Junior High School, no year 12 or post-16 pupils

Post-Primary School Annual Area Profile 2021

DE Ref No	School Name	Status	Council Area
3210232	Downshire School (closed August 2018)	Controlled	MID AND EAST ANTRIM

Annual Census Information				
Year	Total pupils Y8-Y12	6 th Form	Total Enrolment	Pupils in IMU
2017/18	388	65	453	0
2018/19	-	-	-	-
2019/20	-	-	-	-
2020/21	-	-	-	-
Approved Enrolment Number				#N/A
Approved Admissions Number				-
Year 8 Pupils 2020/21				-
First Preference Applications 2020/21				-
% FSME				-

Educational Achievements				
Year	5+ GCSE A*-C % of year 12 pupils achieving 5+ GCSEs grades A*-C (including equivalents)	5+ GCSE A*-C inc English & Maths % of year 12 pupils achieving 5+ GCSEs grades A*-C (including equivalents) Including English and Maths	3+ A Levels A*-C % of pupils achieving 3+ A Level grades A*-C (including equivalents)	2+ A Levels A*-E % of pupils achieving 2+ A Level grades A*-E (including equivalents)
2017/18	-	-	-	-
2018/19	-	-	-	-
2019/20	Not available	Not available	Not available	Not available
In formal intervention any period 1 April 2020-31 March 2021				

EF Compliant	
Key Stage 4 compliant	
Post-16 compliant	

Budgets			
Year	Available Delegated Resources £	Surplus/Deficit £	Surplus/Deficit %
2017/18	2,023,886	-271,474	-13.41%
2018/19	546,304	-419,659	-76.82%
2019/20			

KEY TO SYMBOLS & TEXT USED IN DATA ABOVE	
Symbol/Text	Definition
*	Relates to fewer than 5 cases
#	Means that a figure greater than or equal to 5 had been treated to prevent disclosure of a small number elsewhere
-	School not open in this academic year or closed in the previous academic year so data could not be collected and validated post exams
n/a	Not applicable, no pupils in the relevant year of study
JH	Junior High School, no year 12 or post-16 pupils

Post-Primary School Annual Area Profile 2021

DE Ref No	School Name	Status	Council Area
3210208	Dunclug College	Controlled	MID AND EAST ANTRIM

Annual Census Information				
Year	Total pupils Y8-Y12	6 th Form	Total Enrolment	Pupils in IMU
2017/18	716	135	851	0
2018/19	729	112	841	0
2019/20	746	121	867	0
2020/21	748	139	887	0
Approved Enrolment Number				840
Approved Admissions Number				140
Year 8 Pupils 2020/21				147
First Preference Applications 2020/21				123
% FSME				40.8%

Educational Achievements				
Year	5+ GCSE A*-C % of year 12 pupils achieving 5+ GCSEs grades A*-C (including equivalents)	5+ GCSE A*-C inc English & Maths % of year 12 pupils achieving 5+ GCSEs grades A*-C (including equivalents) Including English and Maths	3+ A Levels A*-C % of pupils achieving 3+ A Level grades A*-C (including equivalents)	2+ A Levels A*-E % of pupils achieving 2+ A Level grades A*-E (including equivalents)
2017/18	75.4	54.4	49.1	100.0
2018/19	72.9	51.1	36.5	96.2
2019/20	Not available	Not available	Not available	Not available
In formal intervention any period 1 April 2020-31 March 2021				

EF Compliant	
Key Stage 4 compliant	Y
Post-16 compliant	N

Budgets			
Year	Available Delegated Resources £	Surplus/Deficit £	Surplus/Deficit %
2017/18	3,794,501	205,066	5.40%
2018/19	3,778,529	-42,119	-1.11%
2019/20	3,785,560	-37,962	-1.00%

KEY TO SYMBOLS & TEXT USED IN DATA ABOVE	
Symbol/Text	Definition
*	Relates to fewer than 5 cases
#	Means that a figure greater than or equal to 5 had been treated to prevent disclosure of a small number elsewhere
-	School not open in this academic year or closed in the previous academic year so data could not be collected and validated post exams
n/a	Not applicable, no pupils in the relevant year of study
JH	Junior High School, no year 12 or post-16 pupils

Post-Primary School Annual Area Profile 2021

DE Ref No	School Name	Status	Council Area
3420046	Larne Grammar School	Voluntary	MID AND EAST ANTRIM

Annual Census Information				
Year	Total pupils Y8-Y12	6 th Form	Total Enrolment	Pupils in IMU
2017/18	562	181	743	0
2018/19	560	181	741	0
2019/20	566	172	738	0
2020/21	567	176	743	0
Approved Enrolment Number				735
Approved Admissions Number				110
Year 8 Pupils 2020/21				111
First Preference Applications 2020/21				104
% FSME				12.9%

Educational Achievements				
Year	5+ GCSE A*-C % of year 12 pupils achieving 5+ GCSEs grades A*-C (including equivalents)	5+ GCSE A*-C inc English & Maths % of year 12 pupils achieving 5+ GCSEs grades A*-C (including equivalents) Including English and Maths	3+ A Levels A*-C % of pupils achieving 3+ A Level grades A*-C (including equivalents)	2+ A Levels A*-E % of pupils achieving 2+ A Level grades A*-E (including equivalents)
2017/18	100.0	99.1	85.5	100.0
2018/19	95.4	95.4	83.1	100.0
2019/20	Not available	Not available	Not available	Not available
In formal intervention any period 1 April 2020-31 March 2021				

EF Compliant	
Key Stage 4 compliant	Y
Post-16 compliant	Y

Budgets			
Year	Available Delegated Resources £	Surplus/Deficit £	Surplus/Deficit %
2017/18			
2018/19			
2019/20			

KEY TO SYMBOLS & TEXT USED IN DATA ABOVE	
Symbol/Text	Definition
*	Relates to fewer than 5 cases
#	Means that a figure greater than or equal to 5 had been treated to prevent disclosure of a small number elsewhere
-	School not open in this academic year or closed in the previous academic year so data could not be collected and validated post exams
n/a	Not applicable, no pupils in the relevant year of study
JH	Junior High School, no year 12 or post-16 pupils

Post-Primary School Annual Area Profile 2021

DE Ref No	School Name	Status	Council Area
3210038	Larne High School	Controlled	MID AND EAST ANTRIM

Annual Census Information				
Year	Total pupils Y8-Y12	6 th Form	Total Enrolment	Pupils in IMU
2017/18	517	66	583	0
2018/19	543	92	635	0
2019/20	575	97	672	0
2020/21	611	121	732	0
Approved Enrolment Number				750
Approved Admissions Number				135
Year 8 Pupils 2020/21				127
First Preference Applications 2020/21				107
% FSME				37.6%

Educational Achievements				
Year	5+ GCSE A*-C % of year 12 pupils achieving 5+ GCSEs grades A*-C (including equivalents)	5+ GCSE A*-C inc English & Maths % of year 12 pupils achieving 5+ GCSEs grades A*-C (including equivalents) Including English and Maths	3+ A Levels A*-C % of pupils achieving 3+ A Level grades A*-C (including equivalents)	2+ A Levels A*-E % of pupils achieving 2+ A Level grades A*-E (including equivalents)
2017/18	79.5	35.9	52.9	100.0
2018/19	83.7	40.2	70.3	100.0
2019/20	Not available	Not available	Not available	Not available
In formal intervention any period 1 April 2020-31 March 2021				

EF Compliant	
Key Stage 4 compliant	Y
Post-16 compliant	N

Budgets			
Year	Available Delegated Resources £	Surplus/Deficit £	Surplus/Deficit %
2017/18	2,185,558	-244,860	-11.20%
2018/19	2,427,234	-280,230	-11.55%
2019/20	2,708,459	-334,560	-12.35%

KEY TO SYMBOLS & TEXT USED IN DATA ABOVE	
Symbol/Text	Definition
*	Relates to fewer than 5 cases
#	Means that a figure greater than or equal to 5 had been treated to prevent disclosure of a small number elsewhere
-	School not open in this academic year or closed in the previous academic year so data could not be collected and validated post exams
n/a	Not applicable, no pupils in the relevant year of study
JH	Junior High School, no year 12 or post-16 pupils

Post-Primary School Annual Area Profile 2021

DE Ref No	School Name	Status	Council Area
3260289	Slemish College	GMI	MID AND EAST ANTRIM

Annual Census Information				
Year	Total pupils Y8-Y12	6 th Form	Total Enrolment	Pupils in IMU
2017/18	669	129	798	0
2018/19	686	124	810	0
2019/20	726	120	846	0
2020/21	755	152	907	0
Approved Enrolment Number				810
Approved Admissions Number				140
Year 8 Pupils 2020/21				156
First Preference Applications 2020/21				205
% FSME				24.8%

Educational Achievements				
Year	5+ GCSE A*-C % of year 12 pupils achieving 5+ GCSEs grades A*-C (including equivalents)	5+ GCSE A*-C inc English & Maths % of year 12 pupils achieving 5+ GCSEs grades A*-C (including equivalents) Including English and Maths	3+ A Levels A*-C % of pupils achieving 3+ A Level grades A*-C (including equivalents)	2+ A Levels A*-E % of pupils achieving 2+ A Level grades A*-E (including equivalents)
2017/18	75.9	52.6	70.3	100.0
2018/19	78.2	59.1	65.5	100.0
2019/20	Not available	Not available	Not available	Not available
In formal intervention any period 1 April 2020-31 March 2021				

EF Compliant	
Key Stage 4 compliant	Y
Post-16 compliant	Y

Budgets			
Year	Available Delegated Resources £	Surplus/Deficit £	Surplus/Deficit %
2017/18			
2018/19			
2019/20			

KEY TO SYMBOLS & TEXT USED IN DATA ABOVE	
Symbol/Text	Definition
*	Relates to fewer than 5 cases
#	Means that a figure greater than or equal to 5 had been treated to prevent disclosure of a small number elsewhere
-	School not open in this academic year or closed in the previous academic year so data could not be collected and validated post exams
n/a	Not applicable, no pupils in the relevant year of study
JH	Junior High School, no year 12 or post-16 pupils

Post-Primary School Annual Area Profile 2021

DE Ref No	School Name	Status	Council Area
3230310	St Killian's College	Catholic Maintained	MID AND EAST ANTRIM

Annual Census Information				
Year	Total pupils Y8-Y12	6 th Form	Total Enrolment	Pupils in IMU
2017/18	660	157	817	0
2018/19	681	129	810	0
2019/20	690	160	850	0
2020/21	685	182	867	0
Approved Enrolment Number				800
Approved Admissions Number				135
Year 8 Pupils 2020/21				136
First Preference Applications 2020/21				124
% FSME				23.9%

Educational Achievements				
Year	5+ GCSE A*-C % of year 12 pupils achieving 5+ GCSEs grades A*-C (including equivalents)	5+ GCSE A*-C inc English & Maths % of year 12 pupils achieving 5+ GCSEs grades A*-C (including equivalents) Including English and Maths	3+ A Levels A*-C % of pupils achieving 3+ A Level grades A*-C (including equivalents)	2+ A Levels A*-E % of pupils achieving 2+ A Level grades A*-E (including equivalents)
2017/18	72.3	67.0	92.0	100.0
2018/19	90.4	83.2	62.1	98.3
2019/20	Not available	Not available	Not available	Not available
In formal intervention any period 1 April 2020-31 March 2021				

EF Compliant	
Key Stage 4 compliant	Y
Post-16 compliant	Y

Budgets			
Year	Available Delegated Resources £	Surplus/Deficit £	Surplus/Deficit %
2017/18	3,435,477	-51,003	-1.48%
2018/19	3,282,029	-272,338	-8.30%
2019/20	3,260,522	-430,409	-13.20%

KEY TO SYMBOLS & TEXT USED IN DATA ABOVE	
Symbol/Text	Definition
*	Relates to fewer than 5 cases
#	Means that a figure greater than or equal to 5 had been treated to prevent disclosure of a small number elsewhere
-	School not open in this academic year or closed in the previous academic year so data could not be collected and validated post exams
n/a	Not applicable, no pupils in the relevant year of study
JH	Junior High School, no year 12 or post-16 pupils

Post-Primary School Annual Area Profile 2021

DE Ref No	School Name	Status	Council Area
3420010	St Louis Grammar School, Ballymena	Voluntary	MID AND EAST ANTRIM

Annual Census Information				
Year	Total pupils Y8-Y12	6 th Form	Total Enrolment	Pupils in IMU
2017/18	746	359	1105	0
2018/19	741	348	1089	0
2019/20	763	320	1083	0
2020/21	791	332	1123	0
Approved Enrolment Number				960
Approved Admissions Number				139
Year 8 Pupils 2020/21				171
First Preference Applications 2020/21				181
% FSME				9.7%

Educational Achievements				
Year	5+ GCSE A*-C % of year 12 pupils achieving 5+ GCSEs grades A*-C (including equivalents)	5+ GCSE A*-C inc English & Maths % of year 12 pupils achieving 5+ GCSEs grades A*-C (including equivalents) Including English and Maths	3+ A Levels A*-C % of pupils achieving 3+ A Level grades A*-C (including equivalents)	2+ A Levels A*-E % of pupils achieving 2+ A Level grades A*-E (including equivalents)
2017/18	100.0	99.3	95.3	100.0
2018/19	100.0	100.0	100.0	100.0
2019/20	Not available	Not available	Not available	Not available
In formal intervention any period 1 April 2020-31 March 2021				

EF Compliant	
Key Stage 4 compliant	N
Post-16 compliant	Y

Budgets			
Year	Available Delegated Resources £	Surplus/Deficit £	Surplus/Deficit %
2017/18			
2018/19			
2019/20			

KEY TO SYMBOLS & TEXT USED IN DATA ABOVE	
Symbol/Text	Definition
*	Relates to fewer than 5 cases
#	Means that a figure greater than or equal to 5 had been treated to prevent disclosure of a small number elsewhere
-	School not open in this academic year or closed in the previous academic year so data could not be collected and validated post exams
n/a	Not applicable, no pupils in the relevant year of study
JH	Junior High School, no year 12 or post-16 pupils

Post-Primary School Annual Area Profile 2021

DE Ref No	School Name	Status	Council Area
3230084	St Patrick's College, Ballymena	Catholic Maintained	MID AND EAST ANTRIM

Annual Census Information				
Year	Total pupils Y8-Y12	6 th Form	Total Enrolment	Pupils in IMU
2017/18	404	94	498	0
2018/19	414	75	489	0
2019/20	422	55	477	0
2020/21	396	64	460	0
Approved Enrolment Number				760
Approved Admissions Number				150
Year 8 Pupils 2020/21				63
First Preference Applications 2020/21				37
% FSME				36.1%

Educational Achievements				
Year	5+ GCSE A*-C % of year 12 pupils achieving 5+ GCSEs grades A*-C (including equivalents)	5+ GCSE A*-C inc English & Maths % of year 12 pupils achieving 5+ GCSEs grades A*-C (including equivalents) Including English and Maths	3+ A Levels A*-C % of pupils achieving 3+ A Level grades A*-C (including equivalents)	2+ A Levels A*-E % of pupils achieving 2+ A Level grades A*-E (including equivalents)
2017/18	64.0	37.3	43.6	84.6
2018/19	58.7	20.6	48.1	85.2
2019/20	Not available	Not available	Not available	Not available
In formal intervention any period 1 April 2020-31 March 2021				

EF Compliant	
Key Stage 4 compliant	Y
Post-16 compliant	N

Budgets			
Year	Available Delegated Resources £	Surplus/Deficit £	Surplus/Deficit %
2017/18	2,049,438	-576,886	-28.15%
2018/19	1,884,723	-720,620	-38.23%
2019/20	1,868,840	-786,770	-42.10%

KEY TO SYMBOLS & TEXT USED IN DATA ABOVE	
Symbol/Text	Definition
*	Relates to fewer than 5 cases
#	Means that a figure greater than or equal to 5 had been treated to prevent disclosure of a small number elsewhere
-	School not open in this academic year or closed in the previous academic year so data could not be collected and validated post exams
n/a	Not applicable, no pupils in the relevant year of study
JH	Junior High School, no year 12 or post-16 pupils

Post-Primary School Annual Area Profile 2021

DE Ref No	School Name	Status	Council Area
3260299	Ulidia Integrated College	GMI	MID AND EAST ANTRIM

Annual Census Information				
Year	Total pupils Y8-Y12	6 th Form	Total Enrolment	Pupils in IMU
2017/18	522	103	625	0
2018/19	547	100	647	0
2019/20	566	89	655	0
2020/21	578	96	674	0
Approved Enrolment Number				620
Approved Admissions Number				100
Year 8 Pupils 2020/21				121
First Preference Applications 2020/21				176
% FSME				26.3%

Educational Achievements				
Year	5+ GCSE A*-C % of year 12 pupils achieving 5+ GCSEs grades A*-C (including equivalents)	5+ GCSE A*-C inc English & Maths % of year 12 pupils achieving 5+ GCSEs grades A*-C (including equivalents) Including English and Maths	3+ A Levels A*-C % of pupils achieving 3+ A Level grades A*-C (including equivalents)	2+ A Levels A*-E % of pupils achieving 2+ A Level grades A*-E (including equivalents)
2017/18	64.5	59.2	86.5	100.0
2018/19	67.1	60.0	64.7	98.0
2019/20	Not available	Not available	Not available	Not available
In formal intervention any period 1 April 2020-31 March 2021				

EF Compliant	
Key Stage 4 compliant	Y
Post-16 compliant	Y

Budgets			
Year	Available Delegated Resources £	Surplus/Deficit £	Surplus/Deficit %
2017/18			
2018/19			
2019/20			

KEY TO SYMBOLS & TEXT USED IN DATA ABOVE	
Symbol/Text	Definition
*	Relates to fewer than 5 cases
#	Means that a figure greater than or equal to 5 had been treated to prevent disclosure of a small number elsewhere
-	School not open in this academic year or closed in the previous academic year so data could not be collected and validated post exams
n/a	Not applicable, no pupils in the relevant year of study
JH	Junior High School, no year 12 or post-16 pupils

**Mid Ulster
District Council**

SUMMARY DATA FOR POST-PRIMARY SCHOOLS IN THE MID ULSTER DISTRICT COUNCIL AREA

Management Type	Total – Enrolments	Numbers of Schools	Total Approved Enrolment
Controlled	2,350	5	2,857
Voluntary	4,674	5	4,365
Catholic Maintained	6,327	8	6,230
Grant Maintained Integrated	1,236	2	1,110

Available School Places

In post-primary schools there has been a decrease of 132 in the number available places compared to the corresponding figure in the 2020 Annual Area Profiles.

School Finance and Enrolment

The chart overleaf summarises the financial position of the schools in the council area between 2017/18 and 2019/20. The Authority does not retain information for voluntary grammar and grant maintained schools and these are shown under the “no budgetary information” category.

The chart overleaf also summarises the enrolment history of the schools between 2017/18 and 2020/21.

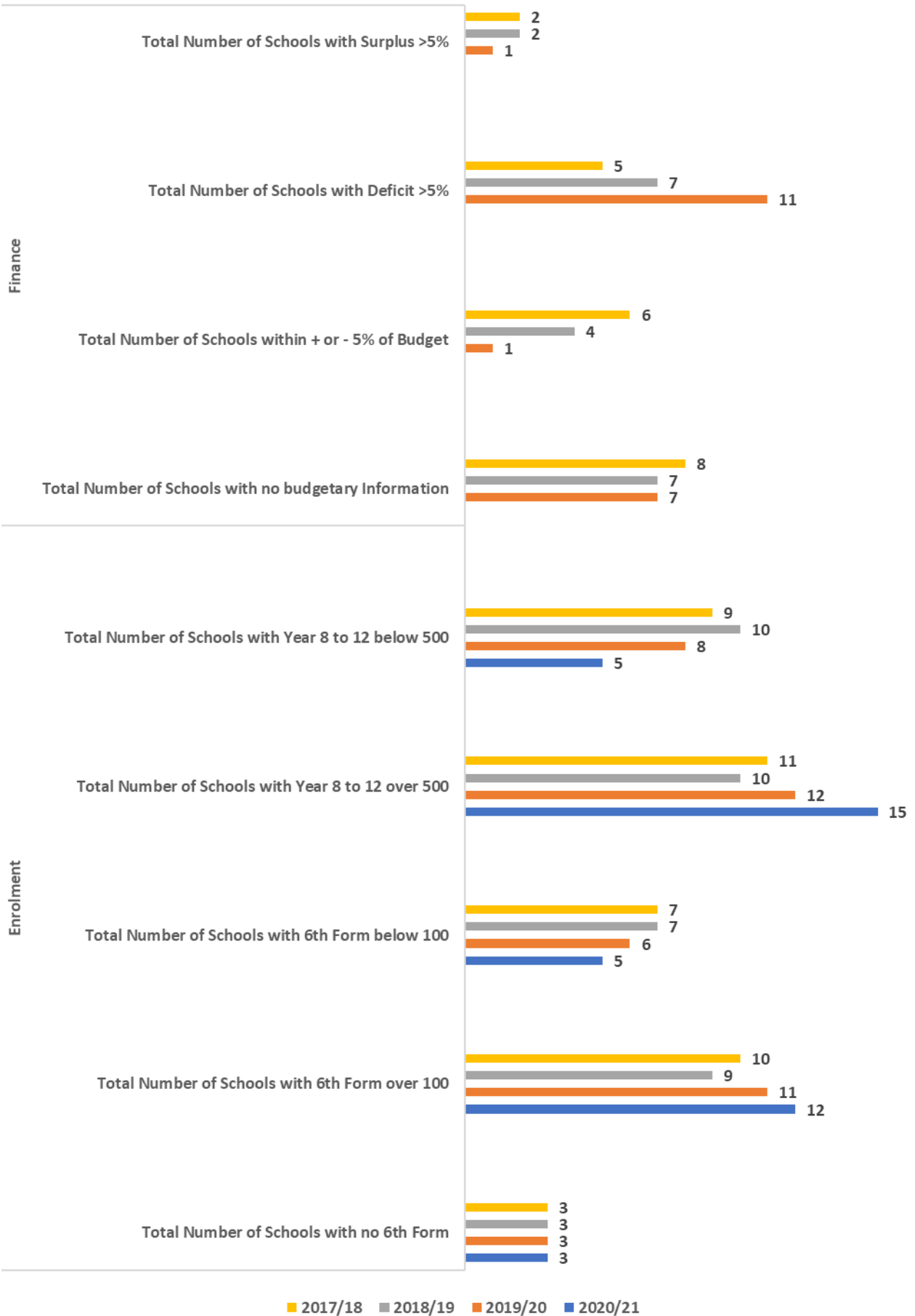
This data is assessed against the sustainable schools criteria:

- In 2020/21 there were 5 schools with a year 8 to 12 enrolment below 500.
- In 2020/21 there were 5 schools with a 6th form below 100.
- The number of schools with a deficit greater than 5% increased in 2019/20 when compared to previous years.

Compliance with the Entitlement Framework Requirements (Post-Primary Schools)

In 2020/21 there were a total of 19 schools that complied with the KS4 component of the EF which was the same number as 2019/20. In addition 12 schools in 2020/21 were compliant with the post-16 component compared to 15 in 2019/20.

Mid Ulster District Council Area Finance and Enrolment Summary



Post-Primary School Annual Area Profile 2021

DE Ref No	School Name	Status	Council Area
5210153	Aughnacloy High School	Controlled	MID ULSTER

Annual Census Information				
Year	Total pupils Y8-Y12	6 th Form	Total Enrolment	Pupils in IMU
2017/18	166	0	166	0
2018/19	163	0	163	0
2019/20	175	0	175	0
2020/21	181	0	181	0
Approved Enrolment Number				232
Approved Admissions Number				46
Year 8 Pupils 2020/21				43
First Preference Applications 2020/21				36
% FSME				17.7%

Educational Achievements				
Year	5+ GCSE A*-C % of year 12 pupils achieving 5+ GCSEs grades A*-C (including equivalents)	5+ GCSE A*-C inc English & Maths % of year 12 pupils achieving 5+ GCSEs grades A*-C (including equivalents) Including English and Maths	3+ A Levels A*-C % of pupils achieving 3+ A Level grades A*-C (including equivalents)	2+ A Levels A*-E % of pupils achieving 2+ A Level grades A*-E (including equivalents)
2017/18	96.6	79.3	n/a	n/a
2018/19	84.2	57.9	n/a	n/a
2019/20	Not available	Not available	Not available	Not available
In formal intervention any period 1 April 2020-31 March 2021				

EF Compliant	
Key Stage 4 compliant	Y
Post-16 compliant	No Sixth Form

Budgets			
Year	Available Delegated Resources £	Surplus/Deficit £	Surplus/Deficit %
2017/18	677,824	-116,897	-17.25%
2018/19	707,689	-128,971	-18.22%
2019/20	727,967	-138,606	-19.04%

KEY TO SYMBOLS & TEXT USED IN DATA ABOVE	
Symbol/Text	Definition
*	Relates to fewer than 5 cases
#	Means that a figure greater than or equal to 5 had been treated to prevent disclosure of a small number elsewhere
-	School not open in this academic year or closed in the previous academic year so data could not be collected and validated post exams
n/a	Not applicable, no pupils in the relevant year of study
JH	Junior High School, no year 12 or post-16 pupils

Post-Primary School Annual Area Profile 2021

DE Ref No	School Name	Status	Council Area
5210230	Cookstown High School	Controlled	MID ULSTER

Annual Census Information				
Year	Total pupils Y8-Y12	6 th Form	Total Enrolment	Pupils in IMU
2017/18	641	137	778	0
2018/19	649	147	796	0
2019/20	673	136	809	0
2020/21	699	137	836	0
Approved Enrolment Number				1100
Approved Admissions Number				180
Year 8 Pupils 2020/21				160
First Preference Applications 2020/21				144
% FSME				24.9%

Educational Achievements				
Year	5+ GCSE A*-C % of year 12 pupils achieving 5+ GCSEs grades A*-C (including equivalents)	5+ GCSE A*-C inc English & Maths % of year 12 pupils achieving 5+ GCSEs grades A*-C (including equivalents) Including English and Maths	3+ A Levels A*-C % of pupils achieving 3+ A Level grades A*-C (including equivalents)	2+ A Levels A*-E % of pupils achieving 2+ A Level grades A*-E (including equivalents)
2017/18	82.0	61.5	71.4	98.4
2018/19	78.4	68.0	81.1	100.0
2019/20	Not available	Not available	Not available	Not available
In formal intervention any period 1 April 2020-31 March 2021				

EF Compliant	
Key Stage 4 compliant	Y
Post-16 compliant	Y

Budgets			
Year	Available Delegated Resources £	Surplus/Deficit £	Surplus/Deficit %
2017/18	2,984,264	-565,532	-18.95%
2018/19	2,670,538	-1,058,813	-39.65%
2019/20	2,416,934	-1,566,688	-64.82%

KEY TO SYMBOLS & TEXT USED IN DATA ABOVE	
Symbol/Text	Definition
*	Relates to fewer than 5 cases
#	Means that a figure greater than or equal to 5 had been treated to prevent disclosure of a small number elsewhere
-	School not open in this academic year or closed in the previous academic year so data could not be collected and validated post exams
n/a	Not applicable, no pupils in the relevant year of study
JH	Junior High School, no year 12 or post-16 pupils

Post-Primary School Annual Area Profile 2021

DE Ref No	School Name	Status	Council Area
5210231	Drumglass High School	Controlled	MID ULSTER

Annual Census Information				
Year	Total pupils Y8-Y12	6 th Form	Total Enrolment	Pupils in IMU
2017/18	321	0	321	0
2018/19	347	0	347	0
2019/20	377	0	377	0
2020/21	399	0	399	0
Approved Enrolment Number				500
Approved Admissions Number				90
Year 8 Pupils 2020/21				85
First Preference Applications 2020/21				62
% FSME				25.6%

Educational Achievements				
Year	5+ GCSE A*-C % of year 12 pupils achieving 5+ GCSEs grades A*-C (including equivalents)	5+ GCSE A*-C inc English & Maths % of year 12 pupils achieving 5+ GCSEs grades A*-C (including equivalents) Including English and Maths	3+ A Levels A*-C % of pupils achieving 3+ A Level grades A*-C (including equivalents)	2+ A Levels A*-E % of pupils achieving 2+ A Level grades A*-E (including equivalents)
2017/18	77.4	54.7	n/a	n/a
2018/19	73.7	39.5	n/a	n/a
2019/20	Not available	Not available	Not available	Not available
In formal intervention any period 1 April 2020-31 March 2021				

EF Compliant	
Key Stage 4 compliant	Y
Post-16 compliant	No Sixth Form

Budgets			
Year	Available Delegated Resources £	Surplus/Deficit £	Surplus/Deficit %
2017/18	1,781,550	284,743	15.98%
2018/19	1,760,701	133,241	7.57%
2019/20	1,804,793	118,850	6.59%

KEY TO SYMBOLS & TEXT USED IN DATA ABOVE	
Symbol/Text	Definition
*	Relates to fewer than 5 cases
#	Means that a figure greater than or equal to 5 had been treated to prevent disclosure of a small number elsewhere
-	School not open in this academic year or closed in the previous academic year so data could not be collected and validated post exams
n/a	Not applicable, no pupils in the relevant year of study
JH	Junior High School, no year 12 or post-16 pupils

Post-Primary School Annual Area Profile 2021

DE Ref No	School Name	Status	Council Area
5210097	Fivemiletown College	Controlled	MID ULSTER

Annual Census Information				
Year	Total pupils Y8-Y12	6 th Form	Total Enrolment	Pupils in IMU
2017/18	290	63	353	0
2018/19	293	65	358	0
2019/20	297	79	376	0
2020/21	301	64	365	0
Approved Enrolment Number				425
Approved Admissions Number				69
Year 8 Pupils 2020/21				74
First Preference Applications 2020/21				65
% FSME				27.1%

Educational Achievements				
Year	5+ GCSE A*-C % of year 12 pupils achieving 5+ GCSEs grades A*-C (including equivalents)	5+ GCSE A*-C inc English & Maths % of year 12 pupils achieving 5+ GCSEs grades A*-C (including equivalents) Including English and Maths	3+ A Levels A*-C % of pupils achieving 3+ A Level grades A*-C (including equivalents)	2+ A Levels A*-E % of pupils achieving 2+ A Level grades A*-E (including equivalents)
2017/18	86.6	67.2	68.6	94.3
2018/19	94.1	74.5	*	100.0
2019/20	Not available	Not available	Not available	Not available
In formal intervention any period 1 April 2020-31 March 2021				Y

EF Compliant	
Key Stage 4 compliant	Y
Post-16 compliant	Y

Budgets			
Year	Available Delegated Resources £	Surplus/Deficit £	Surplus/Deficit %
2017/18	1,563,542	141,007	9.02%
2018/19	1,741,246	-6,415	-0.37%
2019/20	1,711,754	-225,245	-13.16%

KEY TO SYMBOLS & TEXT USED IN DATA ABOVE	
Symbol/Text	Definition
*	Relates to fewer than 5 cases
#	Means that a figure greater than or equal to 5 had been treated to prevent disclosure of a small number elsewhere
-	School not open in this academic year or closed in the previous academic year so data could not be collected and validated post exams
n/a	Not applicable, no pupils in the relevant year of study
JH	Junior High School, no year 12 or post-16 pupils

Post-Primary School Annual Area Profile 2021

DE Ref No	School Name	Status	Council Area
5230278	Holy Trinity College	Catholic Maintained	MID ULSTER

Annual Census Information				
Year	Total pupils Y8-Y12	6 th Form	Total Enrolment	Pupils in IMU
2017/18	822	199	1021	0
2018/19	818	187	1005	0
2019/20	816	194	1010	0
2020/21	792	225	1017	0
Approved Enrolment Number				1070
Approved Admissions Number				195
Year 8 Pupils 2020/21				143
First Preference Applications 2020/21				127
% FSME				37.3%

Educational Achievements				
Year	5+ GCSE A*-C % of year 12 pupils achieving 5+ GCSEs grades A*-C (including equivalents)	5+ GCSE A*-C inc English & Maths % of year 12 pupils achieving 5+ GCSEs grades A*-C (including equivalents) Including English and Maths	3+ A Levels A*-C % of pupils achieving 3+ A Level grades A*-C (including equivalents)	2+ A Levels A*-E % of pupils achieving 2+ A Level grades A*-E (including equivalents)
2017/18	84.9	61.0	31.9	90.3
2018/19	89.0	58.7	61.8	98.7
2019/20	Not available	Not available	Not available	Not available
In formal intervention any period 1 April 2020-31 March 2021				

EF Compliant	
Key Stage 4 compliant	Y
Post-16 compliant	Y

Budgets			
Year	Available Delegated Resources £	Surplus/Deficit £	Surplus/Deficit %
2017/18	4,785,080	-135,566	-2.83%
2018/19	4,360,274	-349,785	-8.02%
2019/20	4,263,579	-625,989	-14.68%

KEY TO SYMBOLS & TEXT USED IN DATA ABOVE	
Symbol/Text	Definition
*	Relates to fewer than 5 cases
#	Means that a figure greater than or equal to 5 had been treated to prevent disclosure of a small number elsewhere
-	School not open in this academic year or closed in the previous academic year so data could not be collected and validated post exams
n/a	Not applicable, no pupils in the relevant year of study
JH	Junior High School, no year 12 or post-16 pupils

Post-Primary School Annual Area Profile 2021

DE Ref No	School Name	Status	Council Area
5260286	Integrated College Dungannon	GMI	MID ULSTER

Annual Census Information				
Year	Total pupils Y8-Y12	6 th Form	Total Enrolment	Pupils in IMU
2017/18	502	90	592	0
2018/19	517	83	600	0
2019/20	545	106	651	0
2020/21	563	104	667	0
Approved Enrolment Number				640
Approved Admissions Number				110
Year 8 Pupils 2020/21				119
First Preference Applications 2020/21				111
% FSME				28.8%

Educational Achievements				
Year	5+ GCSE A*-C % of year 12 pupils achieving 5+ GCSEs grades A*-C (including equivalents)	5+ GCSE A*-C inc English & Maths % of year 12 pupils achieving 5+ GCSEs grades A*-C (including equivalents) Including English and Maths	3+ A Levels A*-C % of pupils achieving 3+ A Level grades A*-C (including equivalents)	2+ A Levels A*-E % of pupils achieving 2+ A Level grades A*-E (including equivalents)
2017/18	64.6	47.6	46.5	97.7
2018/19	85.1	58.6	36.4	100.0
2019/20	Not available	Not available	Not available	Not available
In formal intervention any period 1 April 2020-31 March 2021				

EF Compliant	
Key Stage 4 compliant	Y
Post-16 compliant	Y

Budgets			
Year	Available Delegated Resources £	Surplus/Deficit £	Surplus/Deficit %
2017/18			
2018/19			
2019/20			

KEY TO SYMBOLS & TEXT USED IN DATA ABOVE	
Symbol/Text	Definition
*	Relates to fewer than 5 cases
#	Means that a figure greater than or equal to 5 had been treated to prevent disclosure of a small number elsewhere
-	School not open in this academic year or closed in the previous academic year so data could not be collected and validated post exams
n/a	Not applicable, no pupils in the relevant year of study
JH	Junior High School, no year 12 or post-16 pupils

Post-Primary School Annual Area Profile 2021

DE Ref No	School Name	Status	Council Area
3210035	Magherafelt High School	Controlled	MID ULSTER

Annual Census Information				
Year	Total pupils Y8-Y12	6 th Form	Total Enrolment	Pupils in IMU
2017/18	473	69	542	0
2018/19	467	72	539	0
2019/20	473	68	541	0
2020/21	508	61	569	0
Approved Enrolment Number				600
Approved Admissions Number				100
Year 8 Pupils 2020/21				114
First Preference Applications 2020/21				97
% FSME				31.1%

Educational Achievements				
Year	5+ GCSE A*-C % of year 12 pupils achieving 5+ GCSEs grades A*-C (including equivalents)	5+ GCSE A*-C inc English & Maths % of year 12 pupils achieving 5+ GCSEs grades A*-C (including equivalents) Including English and Maths	3+ A Levels A*-C % of pupils achieving 3+ A Level grades A*-C (including equivalents)	2+ A Levels A*-E % of pupils achieving 2+ A Level grades A*-E (including equivalents)
2017/18	80.9	64.9	27.3	86.4
2018/19	77.8	45.6	55.2	100.0
2019/20	Not available	Not available	Not available	Not available
In formal intervention any period 1 April 2020-31 March 2021				

EF Compliant	
Key Stage 4 compliant	Y
Post-16 compliant	Y

Budgets			
Year	Available Delegated Resources £	Surplus/Deficit £	Surplus/Deficit %
2017/18	2,249,603	-83,015	-3.69%
2018/19	2,175,894	-273,428	-12.57%
2019/20	2,117,159	-360,632	-17.03%

KEY TO SYMBOLS & TEXT USED IN DATA ABOVE	
Symbol/Text	Definition
*	Relates to fewer than 5 cases
#	Means that a figure greater than or equal to 5 had been treated to prevent disclosure of a small number elsewhere
-	School not open in this academic year or closed in the previous academic year so data could not be collected and validated post exams
n/a	Not applicable, no pupils in the relevant year of study
JH	Junior High School, no year 12 or post-16 pupils

Post-Primary School Annual Area Profile 2021

DE Ref No	School Name	Status	Council Area
3420058	Rainey Endowed School	Voluntary	MID ULSTER

Annual Census Information				
Year	Total pupils Y8-Y12	6 th Form	Total Enrolment	Pupils in IMU
2017/18	521	216	737	0
2018/19	539	193	732	0
2019/20	551	178	729	0
2020/21	554	174	728	0
Approved Enrolment Number				700
Approved Admissions Number				100
Year 8 Pupils 2020/21				104
First Preference Applications 2020/21				127
% FSME				12.5%

Educational Achievements				
Year	5+ GCSE A*-C % of year 12 pupils achieving 5+ GCSEs grades A*-C (including equivalents)	5+ GCSE A*-C inc English & Maths % of year 12 pupils achieving 5+ GCSEs grades A*-C (including equivalents) Including English and Maths	3+ A Levels A*-C % of pupils achieving 3+ A Level grades A*-C (including equivalents)	2+ A Levels A*-E % of pupils achieving 2+ A Level grades A*-E (including equivalents)
2017/18	100.0	100.0	86.8	100.0
2018/19	100.0	100.0	90.2	100.0
2019/20	Not available	Not available	Not available	Not available
In formal intervention any period 1 April 2020-31 March 2021				

EF Compliant	
Key Stage 4 compliant	Y
Post-16 compliant	Y

Budgets			
Year	Available Delegated Resources £	Surplus/Deficit £	Surplus/Deficit %
2017/18			
2018/19			
2019/20			

KEY TO SYMBOLS & TEXT USED IN DATA ABOVE	
Symbol/Text	Definition
*	Relates to fewer than 5 cases
#	Means that a figure greater than or equal to 5 had been treated to prevent disclosure of a small number elsewhere
-	School not open in this academic year or closed in the previous academic year so data could not be collected and validated post exams
n/a	Not applicable, no pupils in the relevant year of study
JH	Junior High School, no year 12 or post-16 pupils

Post-Primary School Annual Area Profile 2021

DE Ref No	School Name	Status	Council Area
3260303	Sperrin Integrated College	GMI	MID ULSTER

Annual Census Information				
Year	Total pupils Y8-Y12	6 th Form	Total Enrolment	Pupils in IMU
2017/18	439	81	520	0
2018/19	451	79	530	0
2019/20	472	69	541	0
2020/21	507	62	569	0
Approved Enrolment Number				530
Approved Admissions Number				100
Year 8 Pupils 2020/21				117
First Preference Applications 2020/21				100
% FSME				27.8%

Educational Achievements				
Year	5+ GCSE A*-C % of year 12 pupils achieving 5+ GCSEs grades A*-C (including equivalents)	5+ GCSE A*-C inc English & Maths % of year 12 pupils achieving 5+ GCSEs grades A*-C (including equivalents) Including English and Maths	3+ A Levels A*-C % of pupils achieving 3+ A Level grades A*-C (including equivalents)	2+ A Levels A*-E % of pupils achieving 2+ A Level grades A*-E (including equivalents)
2017/18	82.1	62.8	56.8	100.0
2018/19	83.8	64.9	75.0	100.0
2019/20	Not available	Not available	Not available	Not available
In formal intervention any period 1 April 2020-31 March 2021				

EF Compliant	
Key Stage 4 compliant	Y
Post-16 compliant	N

Budgets			
Year	Available Delegated Resources £	Surplus/Deficit £	Surplus/Deficit %
2017/18			
2018/19			
2019/20			

KEY TO SYMBOLS & TEXT USED IN DATA ABOVE	
Symbol/Text	Definition
*	Relates to fewer than 5 cases
#	Means that a figure greater than or equal to 5 had been treated to prevent disclosure of a small number elsewhere
-	School not open in this academic year or closed in the previous academic year so data could not be collected and validated post exams
n/a	Not applicable, no pupils in the relevant year of study
JH	Junior High School, no year 12 or post-16 pupils

Post-Primary School Annual Area Profile 2021

DE Ref No	School Name	Status	Council Area
5230152	St Ciaran's High School, Ballygawley	Catholic Maintained	MID ULSTER

Annual Census Information				
Year	Total pupils Y8-Y12	6 th Form	Total Enrolment	Pupils in IMU
2017/18	626	169	795	0
2018/19	626	134	760	0
2019/20	659	115	774	0
2020/21	665	119	784	0
Approved Enrolment Number				760
Approved Admissions Number				125
Year 8 Pupils 2020/21				120
First Preference Applications 2020/21				112
% FSME				22.8%

Educational Achievements				
Year	5+ GCSE A*-C % of year 12 pupils achieving 5+ GCSEs grades A*-C (including equivalents)	5+ GCSE A*-C inc English & Maths % of year 12 pupils achieving 5+ GCSEs grades A*-C (including equivalents) Including English and Maths	3+ A Levels A*-C % of pupils achieving 3+ A Level grades A*-C (including equivalents)	2+ A Levels A*-E % of pupils achieving 2+ A Level grades A*-E (including equivalents)
2017/18	96.0	64.8	73.2	100.0
2018/19	79.6	63.1	77.4	100.0
2019/20	Not available	Not available	Not available	Not available
In formal intervention any period 1 April 2020-31 March 2021				

EF Compliant	
Key Stage 4 compliant	Y
Post-16 compliant	Y

Budgets			
Year	Available Delegated Resources £	Surplus/Deficit £	Surplus/Deficit %
2017/18	3,148,792	-65,928	-2.09%
2018/19	3,271,060	-56,884	-1.74%
2019/20	3,299,602	-294,125	-8.91%

KEY TO SYMBOLS & TEXT USED IN DATA ABOVE	
Symbol/Text	Definition
*	Relates to fewer than 5 cases
#	Means that a figure greater than or equal to 5 had been treated to prevent disclosure of a small number elsewhere
-	School not open in this academic year or closed in the previous academic year so data could not be collected and validated post exams
n/a	Not applicable, no pupils in the relevant year of study
JH	Junior High School, no year 12 or post-16 pupils

Post-Primary School Annual Area Profile 2021

DE Ref No	School Name	Status	Council Area
3230132	St Colm's High School, Draperstown	Catholic Maintained	MID ULSTER

Annual Census Information				
Year	Total pupils Y8-Y12	6 th Form	Total Enrolment	Pupils in IMU
2017/18	369	85	454	0
2018/19	381	74	455	0
2019/20	395	51	446	0
2020/21	407	56	463	0
Approved Enrolment Number				340
Approved Admissions Number				68
Year 8 Pupils 2020/21				84
First Preference Applications 2020/21				74
% FSME				18.1%

Educational Achievements				
Year	5+ GCSE A*-C % of year 12 pupils achieving 5+ GCSEs grades A*-C (including equivalents)	5+ GCSE A*-C inc English & Maths % of year 12 pupils achieving 5+ GCSEs grades A*-C (including equivalents) Including English and Maths	3+ A Levels A*-C % of pupils achieving 3+ A Level grades A*-C (including equivalents)	2+ A Levels A*-E % of pupils achieving 2+ A Level grades A*-E (including equivalents)
2017/18	77.5	62.0	65.9	100.0
2018/19	82.3	77.4	67.6	97.3
2019/20	Not available	Not available	Not available	Not available
In formal intervention any period 1 April 2020-31 March 2021				

EF Compliant	
Key Stage 4 compliant	Y
Post-16 compliant	N

Budgets			
Year	Available Delegated Resources £	Surplus/Deficit £	Surplus/Deficit %
2017/18	1,862,379	-10,304	-0.55%
2018/19	1,929,907	60,467	3.13%
2019/20	2,089,287	95,520	4.57%

KEY TO SYMBOLS & TEXT USED IN DATA ABOVE	
Symbol/Text	Definition
*	Relates to fewer than 5 cases
#	Means that a figure greater than or equal to 5 had been treated to prevent disclosure of a small number elsewhere
-	School not open in this academic year or closed in the previous academic year so data could not be collected and validated post exams
n/a	Not applicable, no pupils in the relevant year of study
JH	Junior High School, no year 12 or post-16 pupils

Post-Primary School Annual Area Profile 2021

DE Ref No	School Name	Status	Council Area
3230318	St Conor's College (opened September 2018)	Catholic Maintained	MID ULSTER

Annual Census Information				
Year	Total pupils Y8-Y12	6 th Form	Total Enrolment	Pupils in IMU
2017/18				
2018/19	494	51	545	0
2019/20	498	70	568	0
2020/21	504	104	608	0
Approved Enrolment Number				600
Approved Admissions Number				115
Year 8 Pupils 2020/21				106
First Preference Applications 2020/21				92
% FSME				30.9%

Educational Achievements				
Year	5+ GCSE A*-C % of year 12 pupils achieving 5+ GCSEs grades A*-C (including equivalents)	5+ GCSE A*-C inc English & Maths % of year 12 pupils achieving 5+ GCSEs grades A*-C (including equivalents) Including English and Maths	3+ A Levels A*-C % of pupils achieving 3+ A Level grades A*-C (including equivalents)	2+ A Levels A*-E % of pupils achieving 2+ A Level grades A*-E (including equivalents)
2017/18	-	-	-	-
2018/19	83.3	67.7	73.7	100.0
2019/20	Not available	Not available	Not available	Not available
In formal intervention any period 1 April 2020-31 March 2021				

EF Compliant	
Key Stage 4 compliant	Y
Post-16 compliant	N

Budgets			
Year	Available Delegated Resources £	Surplus/Deficit £	Surplus/Deficit %
2017/18			
2018/19	1,505,978	113,086	7.51%
2019/20	2,519,301	-359,108	-14.25%

KEY TO SYMBOLS & TEXT USED IN DATA ABOVE	
Symbol/Text	Definition
*	Relates to fewer than 5 cases
#	Means that a figure greater than or equal to 5 had been treated to prevent disclosure of a small number elsewhere
-	School not open in this academic year or closed in the previous academic year so data could not be collected and validated post exams
n/a	Not applicable, no pupils in the relevant year of study
JH	Junior High School, no year 12 or post-16 pupils

Post-Primary School Annual Area Profile 2021

DE Ref No	School Name	Status	Council Area
5230192	St Joseph's College, Coalisland	Catholic Maintained	MID ULSTER

Annual Census Information				
Year	Total pupils Y8-Y12	6 th Form	Total Enrolment	Pupils in IMU
2017/18	362	0	362	0
2018/19	392	0	392	0
2019/20	451	0	451	0
2020/21	450	0	450	0
Approved Enrolment Number				680
Approved Admissions Number				135
Year 8 Pupils 2020/21				77
First Preference Applications 2020/21				57
% FSME				40.4%

Educational Achievements				
Year	5+ GCSE A*-C % of year 12 pupils achieving 5+ GCSEs grades A*-C (including equivalents)	5+ GCSE A*-C inc English & Maths % of year 12 pupils achieving 5+ GCSEs grades A*-C (including equivalents) Including English and Maths	3+ A Levels A*-C % of pupils achieving 3+ A Level grades A*-C (including equivalents)	2+ A Levels A*-E % of pupils achieving 2+ A Level grades A*-E (including equivalents)
2017/18	58.3	44.4	n/a	n/a
2018/19	71.7	54.3	n/a	n/a
2019/20	Not available	Not available	Not available	Not available
In formal intervention any period 1 April 2020-31 March 2021				

EF Compliant	
Key Stage 4 compliant	Y
Post-16 compliant	No Sixth Form

Budgets			
Year	Available Delegated Resources £	Surplus/Deficit £	Surplus/Deficit %
2017/18	1,456,600	-250,576	-17.20%
2018/19	1,566,869	-166,950	-10.66%
2019/20	1,823,358	-155,276	-8.52%

KEY TO SYMBOLS & TEXT USED IN DATA ABOVE	
Symbol/Text	Definition
*	Relates to fewer than 5 cases
#	Means that a figure greater than or equal to 5 had been treated to prevent disclosure of a small number elsewhere
-	School not open in this academic year or closed in the previous academic year so data could not be collected and validated post exams
n/a	Not applicable, no pupils in the relevant year of study
JH	Junior High School, no year 12 or post-16 pupils

Post-Primary School Annual Area Profile 2021

DE Ref No	School Name	Status	Council Area
5420073	St Joseph's Grammar School, Donaghmore	Voluntary	MID ULSTER

Annual Census Information				
Year	Total pupils Y8-Y12	6 th Form	Total Enrolment	Pupils in IMU
2017/18	500	186	686	154
2018/19	490	203	693	155
2019/20	509	191	700	169
2020/21	578	196	774	166
Approved Enrolment Number				625
Approved Admissions Number				95
Year 8 Pupils 2020/21				170
First Preference Applications 2020/21				147
% FSME				21.7%

Educational Achievements				
Year	5+ GCSE A*-C % of year 12 pupils achieving 5+ GCSEs grades A*-C (including equivalents)	5+ GCSE A*-C inc English & Maths % of year 12 pupils achieving 5+ GCSEs grades A*-C (including equivalents) Including English and Maths	3+ A Levels A*-C % of pupils achieving 3+ A Level grades A*-C (including equivalents)	2+ A Levels A*-E % of pupils achieving 2+ A Level grades A*-E (including equivalents)
2017/18	100.0	99.0	86.1	100.0
2018/19	100.0	98.9	77.3	100.0
2019/20	Not available	Not available	Not available	Not available
In formal intervention any period 1 April 2020-31 March 2021				

EF Compliant	
Key Stage 4 compliant	Y
Post-16 compliant	Y

Budgets			
Year	Available Delegated Resources £	Surplus/Deficit £	Surplus/Deficit %
2017/18			
2018/19			
2019/20			

KEY TO SYMBOLS & TEXT USED IN DATA ABOVE	
Symbol/Text	Definition
*	Relates to fewer than 5 cases
#	Means that a figure greater than or equal to 5 had been treated to prevent disclosure of a small number elsewhere
-	School not open in this academic year or closed in the previous academic year so data could not be collected and validated post exams
n/a	Not applicable, no pupils in the relevant year of study
JH	Junior High School, no year 12 or post-16 pupils

Post-Primary School Annual Area Profile 2021

DE Ref No	School Name	Status	Council Area
3230142	St Mary's College (closed August 2018)	Catholic Maintained	MID ULSTER

Annual Census Information				
Year	Total pupils Y8-Y12	6 th Form	Total Enrolment	Pupils in IMU
2017/18	235	53	288	0
2018/19	-	-	-	-
2019/20	-	-	-	-
2020/21	-	-	-	-
Approved Enrolment Number				#N/A
Approved Admissions Number				-
Year 8 Pupils 2020/21				-
First Preference Applications 2020/21				-
% FSME				-

Educational Achievements				
Year	5+ GCSE A*-C % of year 12 pupils achieving 5+ GCSEs grades A*-C (including equivalents)	5+ GCSE A*-C inc English & Maths % of year 12 pupils achieving 5+ GCSEs grades A*-C (including equivalents) Including English and Maths	3+ A Levels A*-C % of pupils achieving 3+ A Level grades A*-C (including equivalents)	2+ A Levels A*-E % of pupils achieving 2+ A Level grades A*-E (including equivalents)
2017/18	-	-	-	-
2018/19	-	-	-	-
2019/20	Not available	Not available	Not available	Not available
In formal intervention any period 1 April 2020-31 March 2021				

EF Compliant	
Key Stage 4 compliant	
Post-16 compliant	

Budgets			
Year	Available Delegated Resources £	Surplus/Deficit £	Surplus/Deficit %
2017/18	1,261,452	-223,048	-17.68%
2018/19	326,096	-360,413	-110.52%
2019/20			

KEY TO SYMBOLS & TEXT USED IN DATA ABOVE	
Symbol/Text	Definition
*	Relates to fewer than 5 cases
#	Means that a figure greater than or equal to 5 had been treated to prevent disclosure of a small number elsewhere
-	School not open in this academic year or closed in the previous academic year so data could not be collected and validated post exams
n/a	Not applicable, no pupils in the relevant year of study
JH	Junior High School, no year 12 or post-16 pupils

Post-Primary School Annual Area Profile 2021

DE Ref No	School Name	Status	Council Area
3420080	St Mary's Grammar School, Magherafelt	Voluntary	MID ULSTER

Annual Census Information				
Year	Total pupils Y8-Y12	6 th Form	Total Enrolment	Pupils in IMU
2017/18	797	307	1104	0
2018/19	801	288	1089	0
2019/20	808	299	1107	0
2020/21	809	307	1116	0
Approved Enrolment Number				1070
Approved Admissions Number				165
Year 8 Pupils 2020/21				166
First Preference Applications 2020/21				183
% FSME				8.6%

Educational Achievements				
Year	5+ GCSE A*-C % of year 12 pupils achieving 5+ GCSEs grades A*-C (including equivalents)	5+ GCSE A*-C inc English & Maths % of year 12 pupils achieving 5+ GCSEs grades A*-C (including equivalents) Including English and Maths	3+ A Levels A*-C % of pupils achieving 3+ A Level grades A*-C (including equivalents)	2+ A Levels A*-E % of pupils achieving 2+ A Level grades A*-E (including equivalents)
2017/18	99.4	98.7	91.1	100.0
2018/19	99.4	99.4	89.6	100.0
2019/20	Not available	Not available	Not available	Not available
In formal intervention any period 1 April 2020-31 March 2021				

EF Compliant	
Key Stage 4 compliant	N
Post-16 compliant	Y

Budgets			
Year	Available Delegated Resources £	Surplus/Deficit £	Surplus/Deficit %
2017/18			
2018/19			
2019/20			

KEY TO SYMBOLS & TEXT USED IN DATA ABOVE	
Symbol/Text	Definition
*	Relates to fewer than 5 cases
#	Means that a figure greater than or equal to 5 had been treated to prevent disclosure of a small number elsewhere
-	School not open in this academic year or closed in the previous academic year so data could not be collected and validated post exams
n/a	Not applicable, no pupils in the relevant year of study
JH	Junior High School, no year 12 or post-16 pupils

Post-Primary School Annual Area Profile 2021

DE Ref No	School Name	Status	Council Area
5420304	St Patrick's Academy, Dungannon	Voluntary	MID ULSTER

Annual Census Information				
Year	Total pupils Y8-Y12	6 th Form	Total Enrolment	Pupils in IMU
2017/18	982	358	1340	0
2018/19	979	357	1336	0
2019/20	1006	360	1366	0
2020/21	1027	367	1394	0
Approved Enrolment Number				1320
Approved Admissions Number				208
Year 8 Pupils 2020/21				215
First Preference Applications 2020/21				246
% FSME				12.8%

Educational Achievements				
Year	5+ GCSE A*-C % of year 12 pupils achieving 5+ GCSEs grades A*-C (including equivalents)	5+ GCSE A*-C inc English & Maths % of year 12 pupils achieving 5+ GCSEs grades A*-C (including equivalents) Including English and Maths	3+ A Levels A*-C % of pupils achieving 3+ A Level grades A*-C (including equivalents)	2+ A Levels A*-E % of pupils achieving 2+ A Level grades A*-E (including equivalents)
2017/18	99.0	95.4	82.2	99.4
2018/19	97.3	96.2	75.9	100.0
2019/20	Not available	Not available	Not available	Not available
In formal intervention any period 1 April 2020-31 March 2021				

EF Compliant	
Key Stage 4 compliant	Y
Post-16 compliant	Y

Budgets			
Year	Available Delegated Resources £	Surplus/Deficit £	Surplus/Deficit %
2017/18			
2018/19			
2019/20			

KEY TO SYMBOLS & TEXT USED IN DATA ABOVE	
Symbol/Text	Definition
*	Relates to fewer than 5 cases
#	Means that a figure greater than or equal to 5 had been treated to prevent disclosure of a small number elsewhere
-	School not open in this academic year or closed in the previous academic year so data could not be collected and validated post exams
n/a	Not applicable, no pupils in the relevant year of study
JH	Junior High School, no year 12 or post-16 pupils

Post-Primary School Annual Area Profile 2021

DE Ref No	School Name	Status	Council Area
3230234	St Patrick's Co-ed Comprehensive College, Maghera	Catholic Maintained	MID ULSTER

Annual Census Information				
Year	Total pupils Y8-Y12	6 th Form	Total Enrolment	Pupils in IMU
2017/18	974	330	1304	0
2018/19	975	299	1274	0
2019/20	988	300	1288	0
2020/21	1007	302	1309	0
Approved Enrolment Number				1355
Approved Admissions Number				190
Year 8 Pupils 2020/21				220
First Preference Applications 2020/21				230
% FSME				16.4%

Educational Achievements				
Year	5+ GCSE A*-C % of year 12 pupils achieving 5+ GCSEs grades A*-C (including equivalents)	5+ GCSE A*-C inc English & Maths % of year 12 pupils achieving 5+ GCSEs grades A*-C (including equivalents) Including English and Maths	3+ A Levels A*-C % of pupils achieving 3+ A Level grades A*-C (including equivalents)	2+ A Levels A*-E % of pupils achieving 2+ A Level grades A*-E (including equivalents)
2017/18	85.0	79.7	70.1	99.4
2018/19	89.0	83.2	73.6	100.0
2019/20	Not available	Not available	Not available	Not available
In formal intervention any period 1 April 2020-31 March 2021				

EF Compliant	
Key Stage 4 compliant	Y
Post-16 compliant	Y

Budgets			
Year	Available Delegated Resources £	Surplus/Deficit £	Surplus/Deficit %
2017/18	5,572,779	-106,722	-1.92%
2018/19	5,343,189	-336,956	-6.31%
2019/20	5,190,220	-667,597	-12.86%

KEY TO SYMBOLS & TEXT USED IN DATA ABOVE	
Symbol/Text	Definition
*	Relates to fewer than 5 cases
#	Means that a figure greater than or equal to 5 had been treated to prevent disclosure of a small number elsewhere
-	School not open in this academic year or closed in the previous academic year so data could not be collected and validated post exams
n/a	Not applicable, no pupils in the relevant year of study
JH	Junior High School, no year 12 or post-16 pupils

Post-Primary School Annual Area Profile 2021

DE Ref No	School Name	Status	Council Area
5230293	St Patrick's College, Dungannon	Catholic Maintained	MID ULSTER

Annual Census Information				
Year	Total pupils Y8-Y12	6 th Form	Total Enrolment	Pupils in IMU
2017/18	506	84	590	0
2018/19	525	97	622	0
2019/20	562	88	650	0
2020/21	595	99	694	0
Approved Enrolment Number				575
Approved Admissions Number				122
Year 8 Pupils 2020/21				130
First Preference Applications 2020/21				133
% FSME				30.5%

Educational Achievements				
Year	5+ GCSE A*-C % of year 12 pupils achieving 5+ GCSEs grades A*-C (including equivalents)	5+ GCSE A*-C inc English & Maths % of year 12 pupils achieving 5+ GCSEs grades A*-C (including equivalents) Including English and Maths	3+ A Levels A*-C % of pupils achieving 3+ A Level grades A*-C (including equivalents)	2+ A Levels A*-E % of pupils achieving 2+ A Level grades A*-E (including equivalents)
2017/18	80.4	56.7	38.2	100.0
2018/19	66.3	46.3	23.7	100.0
2019/20	Not available	Not available	Not available	Not available
In formal intervention any period 1 April 2020-31 March 2021				

EF Compliant	
Key Stage 4 compliant	Y
Post-16 compliant	N

Budgets			
Year	Available Delegated Resources £	Surplus/Deficit £	Surplus/Deficit %
2017/18	2,620,352	-480,654	-18.34%
2018/19	2,190,500	-700,679	-31.99%
2019/20	2,283,774	-712,597	-31.20%

KEY TO SYMBOLS & TEXT USED IN DATA ABOVE	
Symbol/Text	Definition
*	Relates to fewer than 5 cases
#	Means that a figure greater than or equal to 5 had been treated to prevent disclosure of a small number elsewhere
-	School not open in this academic year or closed in the previous academic year so data could not be collected and validated post exams
n/a	Not applicable, no pupils in the relevant year of study
JH	Junior High School, no year 12 or post-16 pupils

Post-Primary School Annual Area Profile 2021

DE Ref No	School Name	Status	Council Area
3230168	St Pius X College, Magherafelt	Catholic Maintained	MID ULSTER

Annual Census Information				
Year	Total pupils Y8-Y12	6 th Form	Total Enrolment	Pupils in IMU
2017/18	742	178	920	0
2018/19	754	182	936	0
2019/20	775	188	963	0
2020/21	804	198	1002	0
Approved Enrolment Number				850
Approved Admissions Number				170
Year 8 Pupils 2020/21				183
First Preference Applications 2020/21				162
% FSME				24.0%

Educational Achievements				
Year	5+ GCSE A*-C % of year 12 pupils achieving 5+ GCSEs grades A*-C (including equivalents)	5+ GCSE A*-C inc English & Maths % of year 12 pupils achieving 5+ GCSEs grades A*-C (including equivalents) Including English and Maths	3+ A Levels A*-C % of pupils achieving 3+ A Level grades A*-C (including equivalents)	2+ A Levels A*-E % of pupils achieving 2+ A Level grades A*-E (including equivalents)
2017/18	86.9	68.6	36.8	94.7
2018/19	92.5	73.9	50.6	96.5
2019/20	Not available	Not available	Not available	Not available
In formal intervention any period 1 April 2020-31 March 2021				

EF Compliant	
Key Stage 4 compliant	Y
Post-16 compliant	Y

Budgets			
Year	Available Delegated Resources £	Surplus/Deficit £	Surplus/Deficit %
2017/18	3,929,192	-28,355	-0.72%
2018/19	3,822,103	-113,504	-2.97%
2019/20	4,029,993	-359,494	-8.92%

KEY TO SYMBOLS & TEXT USED IN DATA ABOVE	
Symbol/Text	Definition
*	Relates to fewer than 5 cases
#	Means that a figure greater than or equal to 5 had been treated to prevent disclosure of a small number elsewhere
-	School not open in this academic year or closed in the previous academic year so data could not be collected and validated post exams
n/a	Not applicable, no pupils in the relevant year of study
JH	Junior High School, no year 12 or post-16 pupils

Post-Primary School Annual Area Profile 2021

DE Ref No	School Name	Status	Council Area
5420260	The Royal School Dungannon	Voluntary	MID ULSTER

Annual Census Information				
Year	Total pupils Y8-Y12	6 th Form	Total Enrolment	Pupils in IMU
2017/18	494	144	638	0
2018/19	496	158	654	0
2019/20	513	155	668	0
2020/21	507	155	662	0
Approved Enrolment Number				650
Approved Admissions Number				93
Year 8 Pupils 2020/21				101
First Preference Applications 2020/21				103
% FSME				10.3%

Educational Achievements				
Year	5+ GCSE A*-C % of year 12 pupils achieving 5+ GCSEs grades A*-C (including equivalents)	5+ GCSE A*-C inc English & Maths % of year 12 pupils achieving 5+ GCSEs grades A*-C (including equivalents) Including English and Maths	3+ A Levels A*-C % of pupils achieving 3+ A Level grades A*-C (including equivalents)	2+ A Levels A*-E % of pupils achieving 2+ A Level grades A*-E (including equivalents)
2017/18	95.2	90.4	67.1	98.6
2018/19	96.8	93.6	67.2	90.6
2019/20	Not available	Not available	Not available	Not available
In formal intervention any period 1 April 2020-31 March 2021				

EF Compliant	
Key Stage 4 compliant	Y
Post-16 compliant	Y

Budgets			
Year	Available Delegated Resources £	Surplus/Deficit £	Surplus/Deficit %
2017/18			
2018/19			
2019/20			

KEY TO SYMBOLS & TEXT USED IN DATA ABOVE	
Symbol/Text	Definition
*	Relates to fewer than 5 cases
#	Means that a figure greater than or equal to 5 had been treated to prevent disclosure of a small number elsewhere
-	School not open in this academic year or closed in the previous academic year so data could not be collected and validated post exams
n/a	Not applicable, no pupils in the relevant year of study
JH	Junior High School, no year 12 or post-16 pupils

**Newry, Mourne
and Down
District Council**

SUMMARY DATA FOR POST-PRIMARY SCHOOLS IN THE NEWRY, MOURNE AND DOWN DISTRICT COUNCIL AREA

Management Type	Total – Enrolments	Numbers of Schools	Total Approved Enrolment
Controlled	2,963	6	3,239
Voluntary	5,846	7	5,720
Catholic Maintained	6,970	10	6,865
Grant Maintained Integrated	888	2	1,020

Available School Places

In post-primary schools there has been a decrease of 272 in the number available places compared to the corresponding figure in the 2020 Annual Area Profiles.

School Finance and Enrolment

The chart overleaf summarises the financial position of the schools in the council area between 2017/18 and 2019/20. The Authority does not retain information for voluntary grammar and grant maintained schools and these are shown under the “no budgetary information” category.

The chart overleaf also summarises the enrolment history of the schools between 2017/18 and 2020/21.

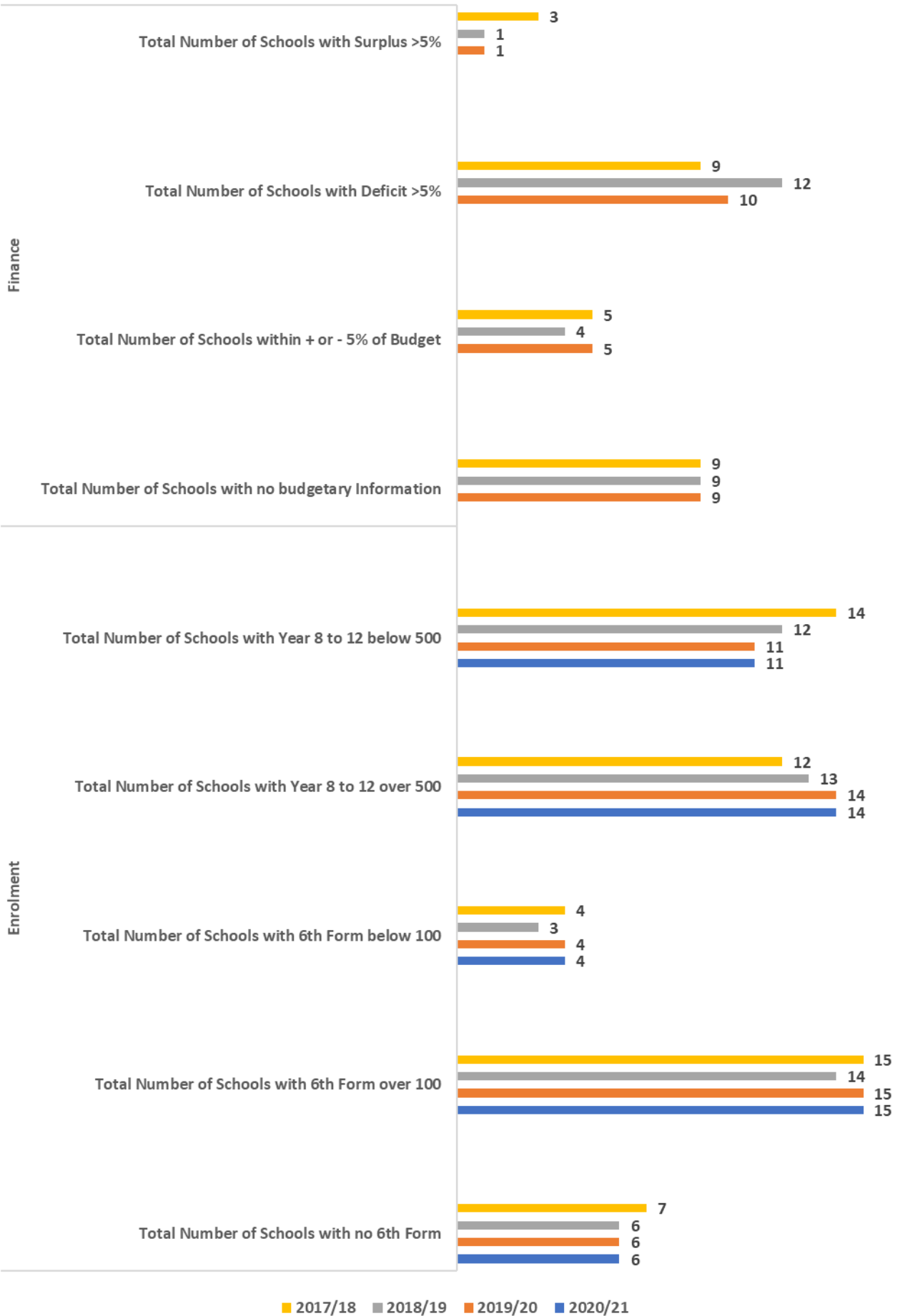
This data is assessed against the sustainable schools criteria:

- In 2020/21 there were 11 schools with a year 8 to 12 enrolment below 500.
- In 2020/21 there were 4 schools with a 6th form below 100.
- The number of schools with a deficit greater than 5% decreased in 2019/20 when compared to previous years.

Compliance with the Entitlement Framework Requirements (Post-Primary Schools)

In 2020/21 there were a total of 22 schools that complied with the KS4 component of the EF compared to 24 in 2019/20. In addition 12 schools in 2020/21 were compliant with the post-16 component compared to 13 in 2019/20.

Newry, Mourne and Down District Council Area Finance and Enrolment Summary



Post-Primary School Annual Area Profile 2021

DE Ref No	School Name	Status	Council Area
5420059	Abbey Christian Brothers Grammar School, Newry	Voluntary	NEWRY MOURNE AND DOWN

Annual Census Information				
Year	Total pupils Y8-Y12	6 th Form	Total Enrolment	Pupils in IMU
2017/18	655	230	885	0
2018/19	653	235	888	0
2019/20	660	234	894	0
2020/21	664	239	903	0
Approved Enrolment Number				850
Approved Admissions Number				125
Year 8 Pupils 2020/21				132
First Preference Applications 2020/21				162
% FSME				11.7%

Educational Achievements				
Year	5+ GCSE A*-C % of year 12 pupils achieving 5+ GCSEs grades A*-C (including equivalents)	5+ GCSE A*-C inc English & Maths % of year 12 pupils achieving 5+ GCSEs grades A*-C (including equivalents) Including English and Maths	3+ A Levels A*-C % of pupils achieving 3+ A Level grades A*-C (including equivalents)	2+ A Levels A*-E % of pupils achieving 2+ A Level grades A*-E (including equivalents)
2017/18	98.5	95.5	77.2	99.0
2018/19	100.0	99.2	84.0	100.0
2019/20	Not available	Not available	Not available	Not available
In formal intervention any period 1 April 2020-31 March 2021				

EF Compliant	
Key Stage 4 compliant	Y
Post-16 compliant	Y

Budgets			
Year	Available Delegated Resources £	Surplus/Deficit £	Surplus/Deficit %
2017/18			
2018/19			
2019/20			

KEY TO SYMBOLS & TEXT USED IN DATA ABOVE	
Symbol/Text	Definition
*	Relates to fewer than 5 cases
#	Means that a figure greater than or equal to 5 had been treated to prevent disclosure of a small number elsewhere
-	School not open in this academic year or closed in the previous academic year so data could not be collected and validated post exams
n/a	Not applicable, no pupils in the relevant year of study
JH	Junior High School, no year 12 or post-16 pupils

Post-Primary School Annual Area Profile 2021

DE Ref No	School Name	Status	Council Area
4420086	Assumption Grammar School	Voluntary	NEWRY MOURNE AND DOWN

Annual Census Information				
Year	Total pupils Y8-Y12	6 th Form	Total Enrolment	Pupils in IMU
2017/18	614	225	839	0
2018/19	610	225	835	0
2019/20	621	213	834	0
2020/21	648	196	844	0
Approved Enrolment Number				840
Approved Admissions Number				120
Year 8 Pupils 2020/21				134
First Preference Applications 2020/21				145
% FSME				8.6%

Educational Achievements				
Year	5+ GCSE A*-C % of year 12 pupils achieving 5+ GCSEs grades A*-C (including equivalents)	5+ GCSE A*-C inc English & Maths % of year 12 pupils achieving 5+ GCSEs grades A*-C (including equivalents) Including English and Maths	3+ A Levels A*-C % of pupils achieving 3+ A Level grades A*-C (including equivalents)	2+ A Levels A*-E % of pupils achieving 2+ A Level grades A*-E (including equivalents)
2017/18	99.2	99.2	85.4	99.0
2018/19	100.0	95.7	82.5	100.0
2019/20	Not available	Not available	Not available	Not available
In formal intervention any period 1 April 2020-31 March 2021				

EF Compliant	
Key Stage 4 compliant	Y
Post-16 compliant	Y

Budgets			
Year	Available Delegated Resources £	Surplus/Deficit £	Surplus/Deficit %
2017/18			
2018/19			
2019/20			

KEY TO SYMBOLS & TEXT USED IN DATA ABOVE	
Symbol/Text	Definition
*	Relates to fewer than 5 cases
#	Means that a figure greater than or equal to 5 had been treated to prevent disclosure of a small number elsewhere
-	School not open in this academic year or closed in the previous academic year so data could not be collected and validated post exams
n/a	Not applicable, no pupils in the relevant year of study
JH	Junior High School, no year 12 or post-16 pupils

Post-Primary School Annual Area Profile 2021

DE Ref No	School Name	Status	Council Area
4260309	Blackwater Integrated College	GMI	NEWRY MOURNE AND DOWN

Annual Census Information				
Year	Total pupils Y8-Y12	6 th Form	Total Enrolment	Pupils in IMU
2017/18	212	0	212	0
2018/19	194	0	194	0
2019/20	225	0	225	0
2020/21	229	0	229	0
Approved Enrolment Number				400
Approved Admissions Number				80
Year 8 Pupils 2020/21				50
First Preference Applications 2020/21				30
% FSME				48.5%

Educational Achievements				
Year	5+ GCSE A*-C % of year 12 pupils achieving 5+ GCSEs grades A*-C (including equivalents)	5+ GCSE A*-C inc English & Maths % of year 12 pupils achieving 5+ GCSEs grades A*-C (including equivalents) Including English and Maths	3+ A Levels A*-C % of pupils achieving 3+ A Level grades A*-C (including equivalents)	2+ A Levels A*-E % of pupils achieving 2+ A Level grades A*-E (including equivalents)
2017/18	87.1	19.4	n/a	n/a
2018/19	91.7	54.2	n/a	n/a
2019/20	Not available	Not available	Not available	Not available
In formal intervention any period 1 April 2020-31 March 2021				

EF Compliant	
Key Stage 4 compliant	Y
Post-16 compliant	No Sixth Form

Budgets			
Year	Available Delegated Resources £	Surplus/Deficit £	Surplus/Deficit %
2017/18			
2018/19			
2019/20			

KEY TO SYMBOLS & TEXT USED IN DATA ABOVE	
Symbol/Text	Definition
*	Relates to fewer than 5 cases
#	Means that a figure greater than or equal to 5 had been treated to prevent disclosure of a small number elsewhere
-	School not open in this academic year or closed in the previous academic year so data could not be collected and validated post exams
n/a	Not applicable, no pupils in the relevant year of study
JH	Junior High School, no year 12 or post-16 pupils

Post-Primary School Annual Area Profile 2021

DE Ref No	School Name	Status	Council Area
4230224	De La Salle High School	Catholic Maintained	NEWRY MOURNE AND DOWN

Annual Census Information				
Year	Total pupils Y8-Y12	6 th Form	Total Enrolment	Pupils in IMU
2017/18	327	43	370	0
2018/19	345	43	388	0
2019/20	348	46	394	0
2020/21	343	44	387	0
Approved Enrolment Number				430
Approved Admissions Number				86
Year 8 Pupils 2020/21				75
First Preference Applications 2020/21				57
% FSME				34.6%

Educational Achievements				
Year	5+ GCSE A*-C % of year 12 pupils achieving 5+ GCSEs grades A*-C (including equivalents)	5+ GCSE A*-C inc English & Maths % of year 12 pupils achieving 5+ GCSEs grades A*-C (including equivalents) Including English and Maths	3+ A Levels A*-C % of pupils achieving 3+ A Level grades A*-C (including equivalents)	2+ A Levels A*-E % of pupils achieving 2+ A Level grades A*-E (including equivalents)
2017/18	74.4	46.2	57.9	94.7
2018/19	62.5	47.9	55.6	100.0
2019/20	Not available	Not available	Not available	Not available
In formal intervention any period 1 April 2020-31 March 2021				

EF Compliant	
Key Stage 4 compliant	Y
Post-16 compliant	N

Budgets			
Year	Available Delegated Resources £	Surplus/Deficit £	Surplus/Deficit %
2017/18	1,721,490	-77,874	-4.52%
2018/19	1,603,742	-132,772	-8.28%
2019/20	1,696,654	-69,949	-4.12%

KEY TO SYMBOLS & TEXT USED IN DATA ABOVE	
Symbol/Text	Definition
*	Relates to fewer than 5 cases
#	Means that a figure greater than or equal to 5 had been treated to prevent disclosure of a small number elsewhere
-	School not open in this academic year or closed in the previous academic year so data could not be collected and validated post exams
n/a	Not applicable, no pupils in the relevant year of study
JH	Junior High School, no year 12 or post-16 pupils

Post-Primary School Annual Area Profile 2021

DE Ref No	School Name	Status	Council Area
4410085	Down High School	Controlled	NEWRY MOURNE AND DOWN

Annual Census Information				
Year	Total pupils Y8-Y12	6 th Form	Total Enrolment	Pupils in IMU
2017/18	647	282	929	0
2018/19	653	260	913	0
2019/20	670	266	936	0
2020/21	665	285	950	0
Approved Enrolment Number				934
Approved Admissions Number				128
Year 8 Pupils 2020/21				129
First Preference Applications 2020/21				141
% FSME				7.6%

Educational Achievements				
Year	5+ GCSE A*-C % of year 12 pupils achieving 5+ GCSEs grades A*-C (including equivalents)	5+ GCSE A*-C inc English & Maths % of year 12 pupils achieving 5+ GCSEs grades A*-C (including equivalents) Including English and Maths	3+ A Levels A*-C % of pupils achieving 3+ A Level grades A*-C (including equivalents)	2+ A Levels A*-E % of pupils achieving 2+ A Level grades A*-E (including equivalents)
2017/18	96.8	94.4	79.3	100.0
2018/19	100.0	99.2	76.7	98.4
2019/20	Not available	Not available	Not available	Not available
In formal intervention any period 1 April 2020-31 March 2021				

EF Compliant	
Key Stage 4 compliant	Y
Post-16 compliant	Y

Budgets			
Year	Available Delegated Resources £	Surplus/Deficit £	Surplus/Deficit %
2017/18	4,191,636	31,545	0.75%
2018/19	3,840,022	-249,068	-6.49%
2019/20	3,705,692	-630,547	-17.02%

KEY TO SYMBOLS & TEXT USED IN DATA ABOVE	
Symbol/Text	Definition
*	Relates to fewer than 5 cases
#	Means that a figure greater than or equal to 5 had been treated to prevent disclosure of a small number elsewhere
-	School not open in this academic year or closed in the previous academic year so data could not be collected and validated post exams
n/a	Not applicable, no pupils in the relevant year of study
JH	Junior High School, no year 12 or post-16 pupils

Post-Primary School Annual Area Profile 2021

DE Ref No	School Name	Status	Council Area
5210016	Kilkeel High School	Controlled	NEWRY MOURNE AND DOWN

Annual Census Information				
Year	Total pupils Y8-Y12	6 th Form	Total Enrolment	Pupils in IMU
2017/18	557	109	666	0
2018/19	573	110	683	0
2019/20	579	118	697	0
2020/21	586	113	699	0
Approved Enrolment Number				830
Approved Admissions Number				145
Year 8 Pupils 2020/21				119
First Preference Applications 2020/21				108
% FSME				18.5%

Educational Achievements				
Year	5+ GCSE A*-C % of year 12 pupils achieving 5+ GCSEs grades A*-C (including equivalents)	5+ GCSE A*-C inc English & Maths % of year 12 pupils achieving 5+ GCSEs grades A*-C (including equivalents) Including English and Maths	3+ A Levels A*-C % of pupils achieving 3+ A Level grades A*-C (including equivalents)	2+ A Levels A*-E % of pupils achieving 2+ A Level grades A*-E (including equivalents)
2017/18	66.7	61.9	68.0	100.0
2018/19	62.7	51.7	55.0	97.5
2019/20	Not available	Not available	Not available	Not available
In formal intervention any period 1 April 2020-31 March 2021				

EF Compliant	
Key Stage 4 compliant	Y
Post-16 compliant	N

Budgets			
Year	Available Delegated Resources £	Surplus/Deficit £	Surplus/Deficit %
2017/18	1,822,037	-1,162,115	-63.78%
2018/19	1,575,636	-1,543,915	-97.99%
2019/20	1,392,324	-1,875,020	-134.67%

KEY TO SYMBOLS & TEXT USED IN DATA ABOVE	
Symbol/Text	Definition
*	Relates to fewer than 5 cases
#	Means that a figure greater than or equal to 5 had been treated to prevent disclosure of a small number elsewhere
-	School not open in this academic year or closed in the previous academic year so data could not be collected and validated post exams
n/a	Not applicable, no pupils in the relevant year of study
JH	Junior High School, no year 12 or post-16 pupils

Post-Primary School Annual Area Profile 2021

DE Ref No	School Name	Status	Council Area
5210186	Newry High School	Controlled	NEWRY MOURNE AND DOWN

Annual Census Information				
Year	Total pupils Y8-Y12	6 th Form	Total Enrolment	Pupils in IMU
2017/18	350	71	421	0
2018/19	376	61	437	0
2019/20	387	57	444	0
2020/21	388	45	433	0
Approved Enrolment Number				580
Approved Admissions Number				92
Year 8 Pupils 2020/21				74
First Preference Applications 2020/21				58
% FSME				32.1%

Educational Achievements				
Year	5+ GCSE A*-C % of year 12 pupils achieving 5+ GCSEs grades A*-C (including equivalents)	5+ GCSE A*-C inc English & Maths % of year 12 pupils achieving 5+ GCSEs grades A*-C (including equivalents) Including English and Maths	3+ A Levels A*-C % of pupils achieving 3+ A Level grades A*-C (including equivalents)	2+ A Levels A*-E % of pupils achieving 2+ A Level grades A*-E (including equivalents)
2017/18	67.3	50.0	20.8	95.8
2018/19	71.7	50.9	44.0	96.0
2019/20	Not available	Not available	Not available	Not available
In formal intervention any period 1 April 2020-31 March 2021				

EF Compliant	
Key Stage 4 compliant	Y
Post-16 compliant	N

Budgets			
Year	Available Delegated Resources £	Surplus/Deficit £	Surplus/Deficit %
2017/18	2,007,697	-108,171	-5.39%
2018/19	1,873,197	-323,397	-17.26%
2019/20	1,831,519	-498,757	-27.23%

KEY TO SYMBOLS & TEXT USED IN DATA ABOVE	
Symbol/Text	Definition
*	Relates to fewer than 5 cases
#	Means that a figure greater than or equal to 5 had been treated to prevent disclosure of a small number elsewhere
-	School not open in this academic year or closed in the previous academic year so data could not be collected and validated post exams
n/a	Not applicable, no pupils in the relevant year of study
JH	Junior High School, no year 12 or post-16 pupils

Post-Primary School Annual Area Profile 2021

DE Ref No	School Name	Status	Council Area
5210025	Newtownhamilton High School	Controlled	NEWRY MOURNE AND DOWN

Annual Census Information				
Year	Total pupils Y8-Y12	6 th Form	Total Enrolment	Pupils in IMU
2017/18	187	0	187	0
2018/19	188	0	188	0
2019/20	200	0	200	0
2020/21	197	0	197	0
Approved Enrolment Number				175
Approved Admissions Number				35
Year 8 Pupils 2020/21				41
First Preference Applications 2020/21				33
% FSME				27.4%

Educational Achievements				
Year	5+ GCSE A*-C % of year 12 pupils achieving 5+ GCSEs grades A*-C (including equivalents)	5+ GCSE A*-C inc English & Maths % of year 12 pupils achieving 5+ GCSEs grades A*-C (including equivalents) Including English and Maths	3+ A Levels A*-C % of pupils achieving 3+ A Level grades A*-C (including equivalents)	2+ A Levels A*-E % of pupils achieving 2+ A Level grades A*-E (including equivalents)
2017/18	82.1	69.2	n/a	n/a
2018/19	88.5	80.8	n/a	n/a
2019/20	Not available	Not available	Not available	Not available
In formal intervention any period 1 April 2020-31 March 2021				

EF Compliant	
Key Stage 4 compliant	Y
Post-16 compliant	No Sixth Form

Budgets			
Year	Available Delegated Resources £	Surplus/Deficit £	Surplus/Deficit %
2017/18	755,011	-230,557	-30.54%
2018/19	698,988	-324,937	-46.49%
2019/20	651,135	-472,276	-72.53%

KEY TO SYMBOLS & TEXT USED IN DATA ABOVE	
Symbol/Text	Definition
*	Relates to fewer than 5 cases
#	Means that a figure greater than or equal to 5 had been treated to prevent disclosure of a small number elsewhere
-	School not open in this academic year or closed in the previous academic year so data could not be collected and validated post exams
n/a	Not applicable, no pupils in the relevant year of study
JH	Junior High School, no year 12 or post-16 pupils

Post-Primary School Annual Area Profile 2021

DE Ref No	School Name	Status	Council Area
5420060	Our Lady's Grammar School	Voluntary	NEWRY MOURNE AND DOWN

Annual Census Information				
Year	Total pupils Y8-Y12	6 th Form	Total Enrolment	Pupils in IMU
2017/18	625	228	853	0
2018/19	619	228	847	0
2019/20	628	236	864	0
2020/21	653	240	893	0
Approved Enrolment Number				860
Approved Admissions Number				148
Year 8 Pupils 2020/21				148
First Preference Applications 2020/21				149
% FSME				13.3%

Educational Achievements				
Year	5+ GCSE A*-C % of year 12 pupils achieving 5+ GCSEs grades A*-C (including equivalents)	5+ GCSE A*-C inc English & Maths % of year 12 pupils achieving 5+ GCSEs grades A*-C (including equivalents) Including English and Maths	3+ A Levels A*-C % of pupils achieving 3+ A Level grades A*-C (including equivalents)	2+ A Levels A*-E % of pupils achieving 2+ A Level grades A*-E (including equivalents)
2017/18	97.6	95.2	80.9	100.0
2018/19	100.0	100.0	86.1	98.0
2019/20	Not available	Not available	Not available	Not available
In formal intervention any period 1 April 2020-31 March 2021				

EF Compliant	
Key Stage 4 compliant	Y
Post-16 compliant	Y

Budgets			
Year	Available Delegated Resources £	Surplus/Deficit £	Surplus/Deficit %
2017/18			
2018/19			
2019/20			

KEY TO SYMBOLS & TEXT USED IN DATA ABOVE	
Symbol/Text	Definition
*	Relates to fewer than 5 cases
#	Means that a figure greater than or equal to 5 had been treated to prevent disclosure of a small number elsewhere
-	School not open in this academic year or closed in the previous academic year so data could not be collected and validated post exams
n/a	Not applicable, no pupils in the relevant year of study
JH	Junior High School, no year 12 or post-16 pupils

Post-Primary School Annual Area Profile 2021

DE Ref No	School Name	Status	Council Area
5420076	Sacred Heart Grammar School	Voluntary	NEWRY MOURNE AND DOWN

Annual Census Information				
Year	Total pupils Y8-Y12	6 th Form	Total Enrolment	Pupils in IMU
2017/18	605	238	843	0
2018/19	606	238	844	0
2019/20	614	233	847	0
2020/21	617	236	853	0
Approved Enrolment Number				875
Approved Admissions Number				120
Year 8 Pupils 2020/21				120
First Preference Applications 2020/21				118
% FSME				12.1%

Educational Achievements				
Year	5+ GCSE A*-C % of year 12 pupils achieving 5+ GCSEs grades A*-C (including equivalents)	5+ GCSE A*-C inc English & Maths % of year 12 pupils achieving 5+ GCSEs grades A*-C (including equivalents) Including English and Maths	3+ A Levels A*-C % of pupils achieving 3+ A Level grades A*-C (including equivalents)	2+ A Levels A*-E % of pupils achieving 2+ A Level grades A*-E (including equivalents)
2017/18	98.3	98.3	84.2	100.0
2018/19	100.0	100.0	79.3	100.0
2019/20	Not available	Not available	Not available	Not available
In formal intervention any period 1 April 2020-31 March 2021				

EF Compliant	
Key Stage 4 compliant	Y
Post-16 compliant	Y

Budgets			
Year	Available Delegated Resources £	Surplus/Deficit £	Surplus/Deficit %
2017/18			
2018/19			
2019/20			

KEY TO SYMBOLS & TEXT USED IN DATA ABOVE	
Symbol/Text	Definition
*	Relates to fewer than 5 cases
#	Means that a figure greater than or equal to 5 had been treated to prevent disclosure of a small number elsewhere
-	School not open in this academic year or closed in the previous academic year so data could not be collected and validated post exams
n/a	Not applicable, no pupils in the relevant year of study
JH	Junior High School, no year 12 or post-16 pupils

Post-Primary School Annual Area Profile 2021

DE Ref No	School Name	Status	Council Area
4210063	Saintfield High School	Controlled	NEWRY MOURNE AND DOWN

Annual Census Information				
Year	Total pupils Y8-Y12	6 th Form	Total Enrolment	Pupils in IMU
2017/18	376	0	376	0
2018/19	381	0	381	0
2019/20	383	0	383	0
2020/21	382	0	382	0
Approved Enrolment Number				340
Approved Admissions Number				72
Year 8 Pupils 2020/21				80
First Preference Applications 2020/21				94
% FSME				19.9%

Educational Achievements				
Year	5+ GCSE A*-C % of year 12 pupils achieving 5+ GCSEs grades A*-C (including equivalents)	5+ GCSE A*-C inc English & Maths % of year 12 pupils achieving 5+ GCSEs grades A*-C (including equivalents) Including English and Maths	3+ A Levels A*-C % of pupils achieving 3+ A Level grades A*-C (including equivalents)	2+ A Levels A*-E % of pupils achieving 2+ A Level grades A*-E (including equivalents)
2017/18	69.1	55.9	n/a	n/a
2018/19	72.1	61.8	n/a	n/a
2019/20	Not available	Not available	Not available	Not available
In formal intervention any period 1 April 2020-31 March 2021				

EF Compliant	
Key Stage 4 compliant	Y
Post-16 compliant	No Sixth Form

Budgets			
Year	Available Delegated Resources £	Surplus/Deficit £	Surplus/Deficit %
2017/18	1,670,203	93,310	5.59%
2018/19	1,656,242	80,541	4.86%
2019/20	1,733,737	20,528	1.18%

KEY TO SYMBOLS & TEXT USED IN DATA ABOVE	
Symbol/Text	Definition
*	Relates to fewer than 5 cases
#	Means that a figure greater than or equal to 5 had been treated to prevent disclosure of a small number elsewhere
-	School not open in this academic year or closed in the previous academic year so data could not be collected and validated post exams
n/a	Not applicable, no pupils in the relevant year of study
JH	Junior High School, no year 12 or post-16 pupils

Post-Primary School Annual Area Profile 2021

DE Ref No	School Name	Status	Council Area
4260281	Shimna Integrated College	GMI	NEWRY MOURNE AND DOWN

Annual Census Information				
Year	Total pupils Y8-Y12	6 th Form	Total Enrolment	Pupils in IMU
2017/18	502	116	618	0
2018/19	513	120	633	0
2019/20	517	127	644	0
2020/21	521	138	659	0
Approved Enrolment Number				620
Approved Admissions Number				100
Year 8 Pupils 2020/21				110
First Preference Applications 2020/21				122
% FSME				30.2%

Educational Achievements				
Year	5+ GCSE A*-C % of year 12 pupils achieving 5+ GCSEs grades A*-C (including equivalents)	5+ GCSE A*-C inc English & Maths % of year 12 pupils achieving 5+ GCSEs grades A*-C (including equivalents) Including English and Maths	3+ A Levels A*-C % of pupils achieving 3+ A Level grades A*-C (including equivalents)	2+ A Levels A*-E % of pupils achieving 2+ A Level grades A*-E (including equivalents)
2017/18	74.1	64.2	61.1	98.1
2018/19	73.7	63.2	44.7	100.0
2019/20	Not available	Not available	Not available	Not available
In formal intervention any period 1 April 2020-31 March 2021				

EF Compliant	
Key Stage 4 compliant	Y
Post-16 compliant	Y

Budgets			
Year	Available Delegated Resources £	Surplus/Deficit £	Surplus/Deficit %
2017/18			
2018/19			
2019/20			

KEY TO SYMBOLS & TEXT USED IN DATA ABOVE	
Symbol/Text	Definition
*	Relates to fewer than 5 cases
#	Means that a figure greater than or equal to 5 had been treated to prevent disclosure of a small number elsewhere
-	School not open in this academic year or closed in the previous academic year so data could not be collected and validated post exams
n/a	Not applicable, no pupils in the relevant year of study
JH	Junior High School, no year 12 or post-16 pupils

Post-Primary School Annual Area Profile 2021

DE Ref No	School Name	Status	Council Area
5420062	St Colman's College, Newry	Voluntary	NEWRY MOURNE AND DOWN

Annual Census Information				
Year	Total pupils Y8-Y12	6 th Form	Total Enrolment	Pupils in IMU
2017/18	639	246	885	0
2018/19	636	227	863	0
2019/20	640	236	876	0
2020/21	644	248	892	0
Approved Enrolment Number				860
Approved Admissions Number				140
Year 8 Pupils 2020/21				140
First Preference Applications 2020/21				123
% FSME				13.6%

Educational Achievements				
Year	5+ GCSE A*-C % of year 12 pupils achieving 5+ GCSEs grades A*-C (including equivalents)	5+ GCSE A*-C inc English & Maths % of year 12 pupils achieving 5+ GCSEs grades A*-C (including equivalents) Including English and Maths	3+ A Levels A*-C % of pupils achieving 3+ A Level grades A*-C (including equivalents)	2+ A Levels A*-E % of pupils achieving 2+ A Level grades A*-E (including equivalents)
2017/18	97.6	94.4	87.4	100.0
2018/19	93.7	91.3	82.7	99.0
2019/20	Not available	Not available	Not available	Not available
In formal intervention any period 1 April 2020-31 March 2021				

EF Compliant	
Key Stage 4 compliant	Y
Post-16 compliant	Y

Budgets			
Year	Available Delegated Resources £	Surplus/Deficit £	Surplus/Deficit %
2017/18			
2018/19			
2019/20			

KEY TO SYMBOLS & TEXT USED IN DATA ABOVE	
Symbol/Text	Definition
*	Relates to fewer than 5 cases
#	Means that a figure greater than or equal to 5 had been treated to prevent disclosure of a small number elsewhere
-	School not open in this academic year or closed in the previous academic year so data could not be collected and validated post exams
n/a	Not applicable, no pupils in the relevant year of study
JH	Junior High School, no year 12 or post-16 pupils

Post-Primary School Annual Area Profile 2021

DE Ref No	School Name	Status	Council Area
4230161	St Colman's High School, Ballynahinch	Catholic Maintained	NEWRY MOURNE AND DOWN

Annual Census Information				
Year	Total pupils Y8-Y12	6 th Form	Total Enrolment	Pupils in IMU
2017/18	284	168	452	0
2018/19	294	164	458	0
2019/20	342	150	492	0
2020/21	363	162	525	0
Approved Enrolment Number				550
Approved Admissions Number				95
Year 8 Pupils 2020/21				90
First Preference Applications 2020/21				62
% FSME				29.1%

Educational Achievements				
Year	5+ GCSE A*-C % of year 12 pupils achieving 5+ GCSEs grades A*-C (including equivalents)	5+ GCSE A*-C inc English & Maths % of year 12 pupils achieving 5+ GCSEs grades A*-C (including equivalents) Including English and Maths	3+ A Levels A*-C % of pupils achieving 3+ A Level grades A*-C (including equivalents)	2+ A Levels A*-E % of pupils achieving 2+ A Level grades A*-E (including equivalents)
2017/18	90.7	65.1	37.5	72.9
2018/19	92.1	55.3	50.9	92.7
2019/20	Not available	Not available	Not available	Not available
In formal intervention any period 1 April 2020-31 March 2021				

EF Compliant	
Key Stage 4 compliant	N
Post-16 compliant	Y

Budgets			
Year	Available Delegated Resources £	Surplus/Deficit £	Surplus/Deficit %
2017/18	2,047,570	36,340	1.77%
2018/19	2,046,045	20,302	0.99%
2019/20	2,181,955	95,529	4.38%

KEY TO SYMBOLS & TEXT USED IN DATA ABOVE	
Symbol/Text	Definition
*	Relates to fewer than 5 cases
#	Means that a figure greater than or equal to 5 had been treated to prevent disclosure of a small number elsewhere
-	School not open in this academic year or closed in the previous academic year so data could not be collected and validated post exams
n/a	Not applicable, no pupils in the relevant year of study
JH	Junior High School, no year 12 or post-16 pupils

Post-Primary School Annual Area Profile 2021

DE Ref No	School Name	Status	Council Area
4230102	St Colmcille's High School	Catholic Maintained	NEWRY MOURNE AND DOWN

Annual Census Information				
Year	Total pupils Y8-Y12	6 th Form	Total Enrolment	Pupils in IMU
2017/18	235	0	235	0
2018/19	252	0	252	0
2019/20	267	0	267	0
2020/21	285	0	285	0
Approved Enrolment Number				450
Approved Admissions Number				90
Year 8 Pupils 2020/21				82
First Preference Applications 2020/21				49
% FSME				34.7%

Educational Achievements				
Year	5+ GCSE A*-C % of year 12 pupils achieving 5+ GCSEs grades A*-C (including equivalents)	5+ GCSE A*-C inc English & Maths % of year 12 pupils achieving 5+ GCSEs grades A*-C (including equivalents) Including English and Maths	3+ A Levels A*-C % of pupils achieving 3+ A Level grades A*-C (including equivalents)	2+ A Levels A*-E % of pupils achieving 2+ A Level grades A*-E (including equivalents)
2017/18	62.0	52.0	n/a	n/a
2018/19	55.8	44.2	n/a	n/a
2019/20	Not available	Not available	Not available	Not available
In formal intervention any period 1 April 2020-31 March 2021				

EF Compliant	
Key Stage 4 compliant	N
Post-16 compliant	No Sixth Form

Budgets			
Year	Available Delegated Resources £	Surplus/Deficit £	Surplus/Deficit %
2017/18	1,139,723	-172,767	-15.16%
2018/19	942,485	-378,486	-40.16%
2019/20	863,223	-598,830	-69.37%

KEY TO SYMBOLS & TEXT USED IN DATA ABOVE	
Symbol/Text	Definition
*	Relates to fewer than 5 cases
#	Means that a figure greater than or equal to 5 had been treated to prevent disclosure of a small number elsewhere
-	School not open in this academic year or closed in the previous academic year so data could not be collected and validated post exams
n/a	Not applicable, no pupils in the relevant year of study
JH	Junior High School, no year 12 or post-16 pupils

Post-Primary School Annual Area Profile 2021

DE Ref No	School Name	Status	Council Area
5230059	St Columban's College (closed August 2018)	Catholic Maintained	NEWRY MOURNE AND DOWN

Annual Census Information				
Year	Total pupils Y8-Y12	6 th Form	Total Enrolment	Pupils in IMU
2017/18	153	0	153	0
2018/19	-	-	-	-
2019/20	-	-	-	-
2020/21	-	-	-	-
Approved Enrolment Number				#N/A
Approved Admissions Number				-
Year 8 Pupils 2020/21				-
First Preference Applications 2020/21				-
% FSME				-

Educational Achievements				
Year	5+ GCSE A*-C % of year 12 pupils achieving 5+ GCSEs grades A*-C (including equivalents)	5+ GCSE A*-C inc English & Maths % of year 12 pupils achieving 5+ GCSEs grades A*-C (including equivalents) Including English and Maths	3+ A Levels A*-C % of pupils achieving 3+ A Level grades A*-C (including equivalents)	2+ A Levels A*-E % of pupils achieving 2+ A Level grades A*-E (including equivalents)
2017/18	-	-	-	-
2018/19	-	-	-	-
2019/20	Not available	Not available	Not available	Not available
In formal intervention any period 1 April 2020-31 March 2021				

EF Compliant	
Key Stage 4 compliant	
Post-16 compliant	

Budgets			
Year	Available Delegated Resources £	Surplus/Deficit £	Surplus/Deficit %
2017/18	-156,259	-1,309,303	-837.91%
2018/19	-462,653	-1,479,558	-319.80%
2019/20			

KEY TO SYMBOLS & TEXT USED IN DATA ABOVE	
Symbol/Text	Definition
*	Relates to fewer than 5 cases
#	Means that a figure greater than or equal to 5 had been treated to prevent disclosure of a small number elsewhere
-	School not open in this academic year or closed in the previous academic year so data could not be collected and validated post exams
n/a	Not applicable, no pupils in the relevant year of study
JH	Junior High School, no year 12 or post-16 pupils

Post-Primary School Annual Area Profile 2021

DE Ref No	School Name	Status	Council Area
5230056	St Joseph's Boys' High School, Newry	Catholic Maintained	NEWRY MOURNE AND DOWN

Annual Census Information				
Year	Total pupils Y8-Y12	6 th Form	Total Enrolment	Pupils in IMU
2017/18	346	0	346	0
2018/19	362	0	362	0
2019/20	394	0	394	0
2020/21	419	0	419	0
Approved Enrolment Number				500
Approved Admissions Number				100
Year 8 Pupils 2020/21				98
First Preference Applications 2020/21				57
% FSME				40.8%

Educational Achievements				
Year	5+ GCSE A*-C % of year 12 pupils achieving 5+ GCSEs grades A*-C (including equivalents)	5+ GCSE A*-C inc English & Maths % of year 12 pupils achieving 5+ GCSEs grades A*-C (including equivalents) Including English and Maths	3+ A Levels A*-C % of pupils achieving 3+ A Level grades A*-C (including equivalents)	2+ A Levels A*-E % of pupils achieving 2+ A Level grades A*-E (including equivalents)
2017/18	63.0	51.9	n/a	n/a
2018/19	77.1	62.5	n/a	n/a
2019/20	Not available	Not available	Not available	Not available
In formal intervention any period 1 April 2020-31 March 2021				

EF Compliant	
Key Stage 4 compliant	Y
Post-16 compliant	No Sixth Form

Budgets			
Year	Available Delegated Resources £	Surplus/Deficit £	Surplus/Deficit %
2017/18	1,607,724	-292,835	-18.21%
2018/19	1,428,800	-460,852	-32.25%
2019/20	1,481,222	-550,364	-37.16%

KEY TO SYMBOLS & TEXT USED IN DATA ABOVE	
Symbol/Text	Definition
*	Relates to fewer than 5 cases
#	Means that a figure greater than or equal to 5 had been treated to prevent disclosure of a small number elsewhere
-	School not open in this academic year or closed in the previous academic year so data could not be collected and validated post exams
n/a	Not applicable, no pupils in the relevant year of study
JH	Junior High School, no year 12 or post-16 pupils

Post-Primary School Annual Area Profile 2021

DE Ref No	School Name	Status	Council Area
5230167	St Joseph's High School, Crossmaglen	Catholic Maintained	NEWRY MOURNE AND DOWN

Annual Census Information				
Year	Total pupils Y8-Y12	6 th Form	Total Enrolment	Pupils in IMU
2017/18	537	78	615	0
2018/19	556	86	642	0
2019/20	593	87	680	0
2020/21	608	92	700	0
Approved Enrolment Number				600
Approved Admissions Number				120
Year 8 Pupils 2020/21				114
First Preference Applications 2020/21				101
% FSME				41.4%

Educational Achievements				
Year	5+ GCSE A*-C % of year 12 pupils achieving 5+ GCSEs grades A*-C (including equivalents)	5+ GCSE A*-C inc English & Maths % of year 12 pupils achieving 5+ GCSEs grades A*-C (including equivalents) Including English and Maths	3+ A Levels A*-C % of pupils achieving 3+ A Level grades A*-C (including equivalents)	2+ A Levels A*-E % of pupils achieving 2+ A Level grades A*-E (including equivalents)
2017/18	79.0	72.0	71.1	100.0
2018/19	80.0	65.9	72.4	100.0
2019/20	Not available	Not available	Not available	Not available
In formal intervention any period 1 April 2020-31 March 2021				

EF Compliant	
Key Stage 4 compliant	Y
Post-16 compliant	N

Budgets			
Year	Available Delegated Resources £	Surplus/Deficit £	Surplus/Deficit %
2017/18	3,039,076	220,393	7.25%
2018/19	2,988,282	28,441	0.95%
2019/20	3,068,377	-58,433	-1.90%

KEY TO SYMBOLS & TEXT USED IN DATA ABOVE	
Symbol/Text	Definition
*	Relates to fewer than 5 cases
#	Means that a figure greater than or equal to 5 had been treated to prevent disclosure of a small number elsewhere
-	School not open in this academic year or closed in the previous academic year so data could not be collected and validated post exams
n/a	Not applicable, no pupils in the relevant year of study
JH	Junior High School, no year 12 or post-16 pupils

Post-Primary School Annual Area Profile 2021

DE Ref No	School Name	Status	Council Area
5420045	St Louis Grammar School, Kilkeel	Voluntary	NEWRY MOURNE AND DOWN

Annual Census Information				
Year	Total pupils Y8-Y12	6 th Form	Total Enrolment	Pupils in IMU
2017/18	414	150	564	0
2018/19	557	142	699	0
2019/20	549	148	697	0
2020/21	548	151	699	0
Approved Enrolment Number				770
Approved Admissions Number				130
Year 8 Pupils 2020/21				111
First Preference Applications 2020/21				94
% FSME				25.0%

Educational Achievements				
Year	5+ GCSE A*-C % of year 12 pupils achieving 5+ GCSEs grades A*-C (including equivalents)	5+ GCSE A*-C inc English & Maths % of year 12 pupils achieving 5+ GCSEs grades A*-C (including equivalents) Including English and Maths	3+ A Levels A*-C % of pupils achieving 3+ A Level grades A*-C (including equivalents)	2+ A Levels A*-E % of pupils achieving 2+ A Level grades A*-E (including equivalents)
2017/18	90.5	86.9	91.2	98.5
2018/19	82.9	74.3	77.4	100.0
2019/20	Not available	Not available	Not available	Not available
In formal intervention any period 1 April 2020-31 March 2021				

EF Compliant	
Key Stage 4 compliant	Y
Post-16 compliant	Y

Budgets			
Year	Available Delegated Resources £	Surplus/Deficit £	Surplus/Deficit %
2017/18			
2018/19			
2019/20			

KEY TO SYMBOLS & TEXT USED IN DATA ABOVE	
Symbol/Text	Definition
*	Relates to fewer than 5 cases
#	Means that a figure greater than or equal to 5 had been treated to prevent disclosure of a small number elsewhere
-	School not open in this academic year or closed in the previous academic year so data could not be collected and validated post exams
n/a	Not applicable, no pupils in the relevant year of study
JH	Junior High School, no year 12 or post-16 pupils

Post-Primary School Annual Area Profile 2021

DE Ref No	School Name	Status	Council Area
4230211	St Malachy's High School, Castlewellan	Catholic Maintained	NEWRY MOURNE AND DOWN

Annual Census Information				
Year	Total pupils Y8-Y12	6 th Form	Total Enrolment	Pupils in IMU
2017/18	739	190	929	82
2018/19	819	197	1016	106
2019/20	834	153	987	115
2020/21	850	161	1011	132
Approved Enrolment Number				950
Approved Admissions Number				164
Year 8 Pupils 2020/21				181
First Preference Applications 2020/21				175
% FSME				31.7%

Educational Achievements				
Year	5+ GCSE A*-C % of year 12 pupils achieving 5+ GCSEs grades A*-C (including equivalents)	5+ GCSE A*-C inc English & Maths % of year 12 pupils achieving 5+ GCSEs grades A*-C (including equivalents) Including English and Maths	3+ A Levels A*-C % of pupils achieving 3+ A Level grades A*-C (including equivalents)	2+ A Levels A*-E % of pupils achieving 2+ A Level grades A*-E (including equivalents)
2017/18	88.4	51.2	51.5	100.0
2018/19	92.2	51.2	38.5	98.5
2019/20	Not available	Not available	Not available	Not available
In formal intervention any period 1 April 2020-31 March 2021				

EF Compliant	
Key Stage 4 compliant	Y
Post-16 compliant	Y

Budgets			
Year	Available Delegated Resources £	Surplus/Deficit £	Surplus/Deficit %
2017/18	4,034,522	-316,737	-7.85%
2018/19	3,927,585	-668,193	-17.01%
2019/20	3,983,790	-798,856	-20.05%

KEY TO SYMBOLS & TEXT USED IN DATA ABOVE	
Symbol/Text	Definition
*	Relates to fewer than 5 cases
#	Means that a figure greater than or equal to 5 had been treated to prevent disclosure of a small number elsewhere
-	School not open in this academic year or closed in the previous academic year so data could not be collected and validated post exams
n/a	Not applicable, no pupils in the relevant year of study
JH	Junior High School, no year 12 or post-16 pupils

Post-Primary School Annual Area Profile 2021

DE Ref No	School Name	Status	Council Area
5230135	St Mark's High School, Warrenpoint	Catholic Maintained	NEWRY MOURNE AND DOWN

Annual Census Information				
Year	Total pupils Y8-Y12	6 th Form	Total Enrolment	Pupils in IMU
2017/18	685	130	815	0
2018/19	711	120	831	0
2019/20	744	124	868	0
2020/21	804	136	940	0
Approved Enrolment Number				850
Approved Admissions Number				150
Year 8 Pupils 2020/21				201
First Preference Applications 2020/21				208
% FSME				33.1%

Educational Achievements				
Year	5+ GCSE A*-C % of year 12 pupils achieving 5+ GCSEs grades A*-C (including equivalents)	5+ GCSE A*-C inc English & Maths % of year 12 pupils achieving 5+ GCSEs grades A*-C (including equivalents) Including English and Maths	3+ A Levels A*-C % of pupils achieving 3+ A Level grades A*-C (including equivalents)	2+ A Levels A*-E % of pupils achieving 2+ A Level grades A*-E (including equivalents)
2017/18	90.8	51.3	61.5	100.0
2018/19	92.1	60.3	17.0	77.4
2019/20	Not available	Not available	Not available	Not available
In formal intervention any period 1 April 2020-31 March 2021				

EF Compliant	
Key Stage 4 compliant	Y
Post-16 compliant	N

Budgets			
Year	Available Delegated Resources £	Surplus/Deficit £	Surplus/Deficit %
2017/18	3,451,639	-251,236	-7.28%
2018/19	3,279,686	-558,105	-17.02%
2019/20	3,226,318	-760,822	-23.58%

KEY TO SYMBOLS & TEXT USED IN DATA ABOVE	
Symbol/Text	Definition
*	Relates to fewer than 5 cases
#	Means that a figure greater than or equal to 5 had been treated to prevent disclosure of a small number elsewhere
-	School not open in this academic year or closed in the previous academic year so data could not be collected and validated post exams
n/a	Not applicable, no pupils in the relevant year of study
JH	Junior High School, no year 12 or post-16 pupils

Post-Primary School Annual Area Profile 2021

DE Ref No	School Name	Status	Council Area
4230023	St Mary's High School, Downpatrick	Catholic Maintained	NEWRY MOURNE AND DOWN

Annual Census Information				
Year	Total pupils Y8-Y12	6 th Form	Total Enrolment	Pupils in IMU
2017/18	311	100	411	0
2018/19	333	86	419	0
2019/20	353	65	418	0
2020/21	378	67	445	0
Approved Enrolment Number				600
Approved Admissions Number				125
Year 8 Pupils 2020/21				73
First Preference Applications 2020/21				60
% FSME				34.2%

Educational Achievements				
Year	5+ GCSE A*-C % of year 12 pupils achieving 5+ GCSEs grades A*-C (including equivalents)	5+ GCSE A*-C inc English & Maths % of year 12 pupils achieving 5+ GCSEs grades A*-C (including equivalents) Including English and Maths	3+ A Levels A*-C % of pupils achieving 3+ A Level grades A*-C (including equivalents)	2+ A Levels A*-E % of pupils achieving 2+ A Level grades A*-E (including equivalents)
2017/18	66.0	64.2	48.1	100.0
2018/19	93.2	83.1	48.8	100.0
2019/20	Not available	Not available	Not available	Not available
In formal intervention any period 1 April 2020-31 March 2021				

EF Compliant	
Key Stage 4 compliant	Y
Post-16 compliant	Y

Budgets			
Year	Available Delegated Resources £	Surplus/Deficit £	Surplus/Deficit %
2017/18	1,939,016	3,257	0.17%
2018/19	1,863,324	-9,545	-0.51%
2019/20	1,962,582	3,061	0.16%

KEY TO SYMBOLS & TEXT USED IN DATA ABOVE	
Symbol/Text	Definition
*	Relates to fewer than 5 cases
#	Means that a figure greater than or equal to 5 had been treated to prevent disclosure of a small number elsewhere
-	School not open in this academic year or closed in the previous academic year so data could not be collected and validated post exams
n/a	Not applicable, no pupils in the relevant year of study
JH	Junior High School, no year 12 or post-16 pupils

Post-Primary School Annual Area Profile 2021

DE Ref No	School Name	Status	Council Area
5230108	St Mary's High School, Newry	Catholic Maintained	NEWRY MOURNE AND DOWN

Annual Census Information				
Year	Total pupils Y8-Y12	6 th Form	Total Enrolment	Pupils in IMU
2017/18	479	97	576	0
2018/19	482	91	573	0
2019/20	492	104	596	0
2020/21	487	118	605	0
Approved Enrolment Number				580
Approved Admissions Number				100
Year 8 Pupils 2020/21				98
First Preference Applications 2020/21				88
% FSME				40.7%

Educational Achievements				
Year	5+ GCSE A*-C % of year 12 pupils achieving 5+ GCSEs grades A*-C (including equivalents)	5+ GCSE A*-C inc English & Maths % of year 12 pupils achieving 5+ GCSEs grades A*-C (including equivalents) Including English and Maths	3+ A Levels A*-C % of pupils achieving 3+ A Level grades A*-C (including equivalents)	2+ A Levels A*-E % of pupils achieving 2+ A Level grades A*-E (including equivalents)
2017/18	92.7	58.5	56.0	100.0
2018/19	95.1	70.7	67.6	100.0
2019/20	Not available	Not available	Not available	Not available
In formal intervention any period 1 April 2020-31 March 2021				

EF Compliant	
Key Stage 4 compliant	Y
Post-16 compliant	N

Budgets			
Year	Available Delegated Resources £	Surplus/Deficit £	Surplus/Deficit %
2017/18	2,907,088	274,889	9.46%
2018/19	2,891,519	226,749	7.84%
2019/20	2,907,639	182,355	6.27%

KEY TO SYMBOLS & TEXT USED IN DATA ABOVE	
Symbol/Text	Definition
*	Relates to fewer than 5 cases
#	Means that a figure greater than or equal to 5 had been treated to prevent disclosure of a small number elsewhere
-	School not open in this academic year or closed in the previous academic year so data could not be collected and validated post exams
n/a	Not applicable, no pupils in the relevant year of study
JH	Junior High School, no year 12 or post-16 pupils

Post-Primary School Annual Area Profile 2021

DE Ref No	School Name	Status	Council Area
4420088	St Patrick's Grammar School, Downpatrick	Voluntary	NEWRY MOURNE AND DOWN

Annual Census Information				
Year	Total pupils Y8-Y12	6 th Form	Total Enrolment	Pupils in IMU
2017/18	494	186	680	0
2018/19	498	203	701	0
2019/20	505	217	722	0
2020/21	504	258	762	0
Approved Enrolment Number				665
Approved Admissions Number				96
Year 8 Pupils 2020/21				103
First Preference Applications 2020/21				112
% FSME				14.7%

Educational Achievements				
Year	5+ GCSE A*-C % of year 12 pupils achieving 5+ GCSEs grades A*-C (including equivalents)	5+ GCSE A*-C inc English & Maths % of year 12 pupils achieving 5+ GCSEs grades A*-C (including equivalents) Including English and Maths	3+ A Levels A*-C % of pupils achieving 3+ A Level grades A*-C (including equivalents)	2+ A Levels A*-E % of pupils achieving 2+ A Level grades A*-E (including equivalents)
2017/18	95.5	89.8	74.0	98.7
2018/19	95.7	94.7	84.1	100.0
2019/20	Not available	Not available	Not available	Not available
In formal intervention any period 1 April 2020-31 March 2021				

EF Compliant	
Key Stage 4 compliant	Y
Post-16 compliant	Y

Budgets			
Year	Available Delegated Resources £	Surplus/Deficit £	Surplus/Deficit %
2017/18			
2018/19			
2019/20			

KEY TO SYMBOLS & TEXT USED IN DATA ABOVE	
Symbol/Text	Definition
*	Relates to fewer than 5 cases
#	Means that a figure greater than or equal to 5 had been treated to prevent disclosure of a small number elsewhere
-	School not open in this academic year or closed in the previous academic year so data could not be collected and validated post exams
n/a	Not applicable, no pupils in the relevant year of study
JH	Junior High School, no year 12 or post-16 pupils

Post-Primary School Annual Area Profile 2021

DE Ref No	School Name	Status	Council Area
5230157	St Paul's High School, Bessbrook	Catholic Maintained	NEWRY MOURNE AND DOWN

Annual Census Information				
Year	Total pupils Y8-Y12	6 th Form	Total Enrolment	Pupils in IMU
2017/18	1270	290	1560	0
2018/19	1275	303	1578	0
2019/20	1320	295	1615	0
2020/21	1329	324	1653	0
Approved Enrolment Number				1355
Approved Admissions Number				245
Year 8 Pupils 2020/21				291
First Preference Applications 2020/21				282
% FSME				35.9%

Educational Achievements				
Year	5+ GCSE A*-C % of year 12 pupils achieving 5+ GCSEs grades A*-C (including equivalents)	5+ GCSE A*-C inc English & Maths % of year 12 pupils achieving 5+ GCSEs grades A*-C (including equivalents) Including English and Maths	3+ A Levels A*-C % of pupils achieving 3+ A Level grades A*-C (including equivalents)	2+ A Levels A*-E % of pupils achieving 2+ A Level grades A*-E (including equivalents)
2017/18	85.2	74.2	54.4	98.4
2018/19	82.1	68.9	53.8	94.9
2019/20	Not available	Not available	Not available	Not available
In formal intervention any period 1 April 2020-31 March 2021				

EF Compliant	
Key Stage 4 compliant	Y
Post-16 compliant	Y

Budgets			
Year	Available Delegated Resources £	Surplus/Deficit £	Surplus/Deficit %
2017/18	6,794,462	-226,798	-3.34%
2018/19	6,425,980	-731,671	-11.39%
2019/20	6,424,458	-1,215,773	-18.92%

KEY TO SYMBOLS & TEXT USED IN DATA ABOVE	
Symbol/Text	Definition
*	Relates to fewer than 5 cases
#	Means that a figure greater than or equal to 5 had been treated to prevent disclosure of a small number elsewhere
-	School not open in this academic year or closed in the previous academic year so data could not be collected and validated post exams
n/a	Not applicable, no pupils in the relevant year of study
JH	Junior High School, no year 12 or post-16 pupils

Post-Primary School Annual Area Profile 2021

DE Ref No	School Name	Status	Council Area
4210029	The High School Ballynahinch	Controlled	NEWRY MOURNE AND DOWN

Annual Census Information				
Year	Total pupils Y8-Y12	6 th Form	Total Enrolment	Pupils in IMU
2017/18	168	0	168	0
2018/19	193	0	193	0
2019/20	253	0	253	0
2020/21	302	0	302	0
Approved Enrolment Number				380
Approved Admissions Number				76
Year 8 Pupils 2020/21				77
First Preference Applications 2020/21				33
% FSME				34.1%

Educational Achievements				
Year	5+ GCSE A*-C % of year 12 pupils achieving 5+ GCSEs grades A*-C (including equivalents)	5+ GCSE A*-C inc English & Maths % of year 12 pupils achieving 5+ GCSEs grades A*-C (including equivalents) Including English and Maths	3+ A Levels A*-C % of pupils achieving 3+ A Level grades A*-C (including equivalents)	2+ A Levels A*-E % of pupils achieving 2+ A Level grades A*-E (including equivalents)
2017/18	76.7	46.7	n/a	n/a
2018/19	73.1	46.2	n/a	n/a
2019/20	Not available	Not available	Not available	Not available
In formal intervention any period 1 April 2020-31 March 2021				

EF Compliant	
Key Stage 4 compliant	N
Post-16 compliant	No Sixth Form

Budgets			
Year	Available Delegated Resources £	Surplus/Deficit £	Surplus/Deficit %
2017/18	665,849	-455,063	-68.34%
2018/19	458,335	-697,651	-152.21%
2019/20	471,837	-913,520	-193.61%

KEY TO SYMBOLS & TEXT USED IN DATA ABOVE	
Symbol/Text	Definition
*	Relates to fewer than 5 cases
#	Means that a figure greater than or equal to 5 had been treated to prevent disclosure of a small number elsewhere
-	School not open in this academic year or closed in the previous academic year so data could not be collected and validated post exams
n/a	Not applicable, no pupils in the relevant year of study
JH	Junior High School, no year 12 or post-16 pupils