

Judicial Statistics 2023

C Darragh & P McLarnon
June 2024



CONTENTS

■	1.	Key Findings	1
■	2.	Introduction	3
■	3.	Children Order	5
■	4.	County Court	7
■	5.	Court of Appeal	11
■	6.	Crown Court	12
■	7.	High Court	14
■	8.	Magistrates' Court	18
■	9.	Miscellaneous	20
■	10.	Sitting Days	22
■	11.	Appendix 1 Methodology	23

Produced by Analytical Services Group, Northern Ireland Courts and Tribunals Service, Department of Justice.

For further information write to:

Statistics and Research Branch,
2nd Floor, Laganside House,
23-27 Oxford Street,
Belfast BT1 3LA.

Email: caroline.darragh@courtsni.gov.uk

This bulletin is available on www.justice-ni.gov.uk

Feedback on this publication can be provided directly to Analytical Services Group at the email address listed above.



All content in this report is licensed and available under the Open Government Licence v3.0.

1

Key Findings

This report provides an overview of Children Order and County, Court of Appeal, Crown, High and Magistrates' Courts' business during 2023 and how it compares with the comparative figures for the previous year. The key findings are summarised below -

Children Order

- During the year there were 1,868 sittings (5,154 hours), 4,632 Children Order applications received and 4,244 disposed.
- At 70% the most common reason for transferring children order applications was complexity, the most common reason each year across the five-year time series.
- In terms of orders made, 1,412 were own motion, 9,035 were interim and 5,793 were final.
- The average waiting time for applications disposed was 50.5 weeks for public and 32.0 weeks for private law.
- Average processing times in weeks for both public and private law applications have generally increased between 2019 and 2022, before decreasing in 2023.

County Court

- County Court and District Judges sat a total of 4,555 sitting days during the year. Within those days 2,440 (54%) were majority Crown Court days, 1,493 (33%) were majority County Court Judge civil days, and 622 (14%) were majority District Judge civil days.
- In terms of receipts there were 11,177 Civil bills, 161 equity, 817 ejectment and 8,264 small claims cases received.
- In terms of disposals there were 9,189 Civil bills, 144 equity, 631 ejectment and 8,019 small claims cases disposed.
- 1,291 divorce decrees were granted, and 1,298 decrees absolute issued.
- There was a general increase in the number of cases received and disposed and the time taken to disposal generally decreased across the different business areas compared with figures for the previous year.

Court of Appeal

- Judges sat a total of 89 days on criminal Court of Appeal business and 137 days on civil Court of Appeal business.
- There were 102 criminal appeals received and 95 disposed, and 92 civil appeals received and 89 disposed.

Crown Court

- During the year there were 2,718 Crown Court sittings with 1,440 cases and 1,794 defendants received and 1,423 cases and 1,724 defendants disposed.
- Average time from committal to hearing was 182 days and from conviction to disposal was 85 days.
- In comparison to the previous year the number of cases and defendants received increased, and the number of cases disposed increased, while the number of defendants disposed decreased.

1

Key Findings

High Court

- There were 2,086 High Court sitting days during the year. The highest proportion of these days was spent on Judicial Reviews business (19%).
- The Chancery Division received 1,996 and disposed of 1,316 cases. Of the 1,996 cases received 65% were Chancery, 20% bankruptcy and 14% companies.
- In terms of King's Bench business, 3,758 writs and originating summons were received and 3,274 were disposed; 1,898 applications were received and 1,458 applications were disposed.
- There were 338 applications for leave to apply for Judicial Review, 77 applications for Judicial Review and 4 ancillary applications received.
- There were 92 adoption cases and applications received and 56 disposed. The average time taken from issue to disposal was 22 weeks.
- There were 2,338 divorce petitions received (974 (42%) for 2 years separation with consent), 875 decrees granted and 854 decrees absolute issued.

Magistrates' Court

- Within the 4,381 Magistrates' sitting days during the year, 72% were adult criminal, 6% youth criminal and 22% civil and family days.
- There were 360 new civil applications, 3,526 new family applications and 38,726 new adult and 1,207 new youth defendants received.
- In terms of disposals there were 300 civil and 3,159 family applications and 38,050 adult and 1,168 youth defendants disposed.
- The average waiting times from summons/charge to disposal in the adult and youth criminal courts were 16 and 22 weeks respectively; from date of receipt to disposal the average waiting time was 23 weeks for civil applications and 8 weeks for family applications.
- Most parameters, except family applications received, were higher than the comparative figures for the previous year; disposals were all higher, with the exception of family applications which decreased by 5%.

Accredited Official Statistics

[Accredited Official Statistics](#) are official statistics that have been independently reviewed by the Office for Statistics Regulation (OSR) and confirmed to comply with the standards of trustworthiness, quality and value in the [Code of Practice for Statistics](#). Producers of accredited official statistics are legally required to ensure they maintain compliance with the Code. Accredited official statistics are called National Statistics in the Statistics and Registration Service Act 2007.

This report is an Accredited Official Statistics publication. The statistics were independently reviewed by OSR in May 2011 in the [Assessment of Court Statistics in Northern Ireland](#) with [accreditation confirmed](#) in July 2012. They comply with the standards of trustworthiness, quality and value in the Code of Practice for Statistics and should be labelled as Accredited Official Statistics (previously known as National Statistics).

About this report

The publication presents the following statistics for the Northern Ireland Court and Tribunals Service for the calendar year 2023 –

- The number of Children Order applications received and disposed at Family Proceedings Courts, Family Care Centres and the High Court, together with waiting times from lodgment to disposal (section 3);
- County Court business received and disposed, waiting times and sitting days in County Courts (section 4);
- Court of Appeal business received and disposed, waiting times and sitting days in Court of Appeal (section 5);
- The number of cases and defendants received and disposed, waiting times, pleas and findings and sittings at the Crown Court (section 6);
- Business received and disposed, waiting times and sitting days in the Chancery, King’s Bench and Family Divisions of the High Court (section 7);
- The number of youth and adult defendants received and disposed, charges and outcomes, sittings, civil applications received and disposed and waiting times at Magistrates’ Courts (section 8);
- A summary of some other miscellaneous business areas such as Enforcement of Judgments Office, Coroners and Pension Appeal Tribunals (section 9); and
- A breakdown of the Judge Court sitting days split by the majority type of business heard (section 10).

2

Introduction

Comparative information for the previous year is also provided, along with an indication of whether any change is higher or lower. Trend information for the last five years is also included for some of the statistics.

Background information about the Children Order and the County, Court of Appeal, Crown, High and Magistrates' Courts along with a glossary is available in the accompanying [user guide](#) and [background quality report](#).

Data in all tables and charts in the bulletin, along with supplementary data, are available from the DoJ website in the accompanying [spreadsheet](#).

The next update covering the calendar year 2024 will be published in June 2025. A full [publication schedule](#) is available on the DoJ website.

3

Children Order

Annual Business Overall

- During the year there were 1,868 sittings (5,154 hours), 4,632 Children Order applications received and 4,244 disposed.
- A total of 6,206 children were involved in the applications disposed. Gender and age breakdowns of the children were 50:49 male:female and 28% 0-4 years, 31% 5-8 years, 25% 9-12 years and 16% 13-16 years.
- Like each of the last five years, the most common reason for transferring children order applications during the year was complexity (70%, 497 of 707 reasons). This was followed by Consolidation (97), Jurisdiction (62), Convenience (19), Return to Lower Court (16), Gravity (11), and Point of Law (5).
- In terms of orders made –
 - 1,412 were own motion;
 - 9,035 were interim; and
 - 5,793 were final.
- The average waiting time for applications disposed was 50.5 weeks for public and 32.0 weeks for private law.
- Table 1 shows that all parameters were lower than the comparative figures the previous year except for the applications received.

Table 1: Children Order Business, 2023 compared with 2022

	2023	2022	% change from 2022
Sittings	1,868	1,994	6%↓
Hours sat	5,154	5,817	11%↓
Applications received	4,632	4,295	8%↑
Applications disposed	4,244	4,489	5%↓
Number of children involved in applications disposed	6,206	6,537	5%↓
Own motions orders made	1,412	1,875	25%↓
Interim orders made	9,035	9,004	-
Final orders made	5,793	6,053	4%↓
Average waiting time for disposal for public law (weeks)	50.5	54.4	7%↓
Average waiting time for disposal for private law (weeks)	32.0	36.6	13%↓

Supplementary data relating to the Children Order, are available from the DOJ website in the accompanying [spreadsheet](#).

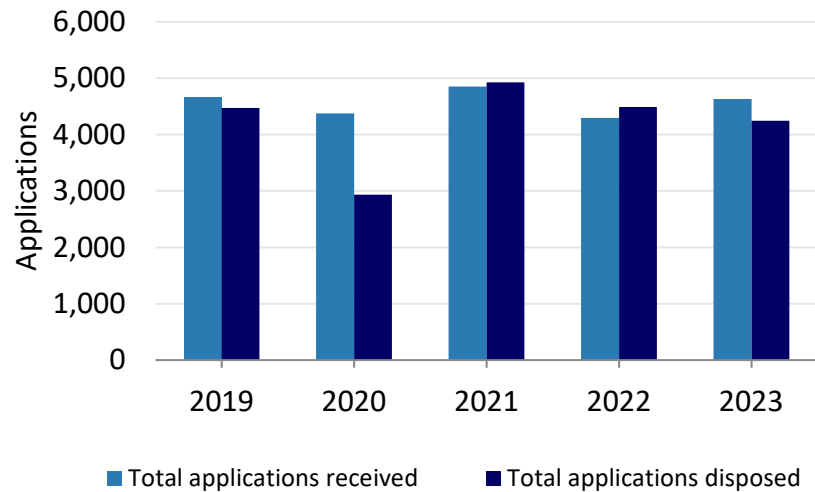
3

Children Order

Five Year Trend

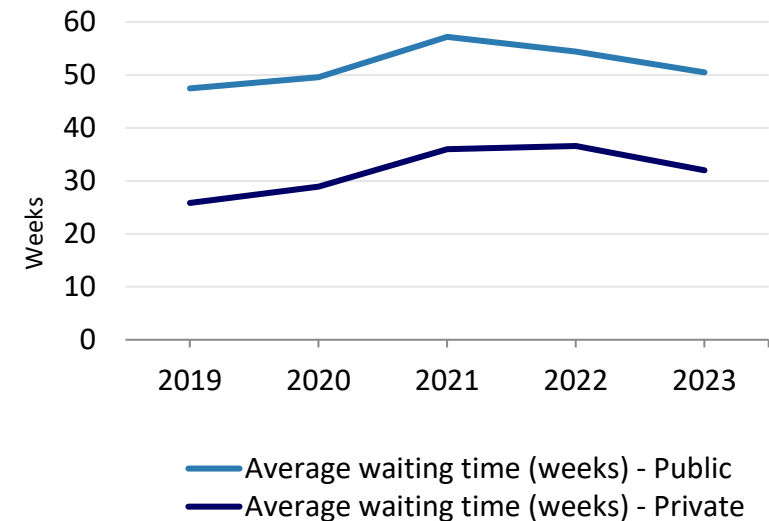
- Figure 1 shows the trend in applications received generally decreased between 2019 and 2020, before increasing by 11% between 2020 and 2021 and then decreasing by 11% in 2022 and then increasing again by 8% in 2023. The trend in applications disposed also decreased between 2019 and 2020, before increasing by 68% between 2020 and 2021 to 4,928 their highest level across the time series. The disposals then decreased in 2022 by 9% and a further 5% in 2023. The disposals were at their lowest level across the time series in 2020, however this is due to the COVID-19 pandemic, and therefore should be treated with caution.

Figure 1: Children Order applications received and disposed 2019 to 2023



- Figure 2 shows the average waiting times for public law has increased by 6% between 2019 (47.5) and 2023 (50.5). The average time peaked in 2021 at 57.2 weeks. Public law applications involve the local authorities and can often deal with complex and serious issues in relation to the welfare of a child, and this can affect waiting times. The trend in average waiting times for private law applications between 2019 and 2023 increased by 24% from 25.8 to 32.0 weeks. Caution should be taken when interpreting these waiting times, as the 2020 and 2021 data has been severely impacted by the COVID-19 pandemic.

Figure 2: Average waiting times for applications disposed 2019 to 2023



4

County Court

Annual Business Overall

- County Court and District Judges sat a total of 4,555 sitting days during the year. Within those days 2,440 (54%) were majority Crown Court days, 1,493 (33%) were majority County Court Judge civil days, and 622 (14%) were majority District Judge civil days.
- During the year –
 - 11,177 Civil bills were received and 9,189 disposed.
 - In terms of cases 161 equity, 817 ejectment, 8,264 small claims and 8 criminal damage cases were received; 144 equity, 631 ejectment, 8,019 small claims and 10 criminal damage cases were disposed.
 - 1,291 divorce decrees were granted and 1,298 decrees absolute issued.
 - 257 licence applications were received and 251 disposed.
- Table 2 shows there was a general increase in the number of cases received and disposed compared with figures for the previous year except for Divorces. Average waiting times generally decreased when compared to the previous year.
- Supplementary data relating to the County Court, are available from the DoJ website in the accompanying [spreadsheet](#).

Table 2: County Court Business, 2023 compared with 2022

	2023	2022	% change from 2022
Sitting days	4,555	4,684	3%↓
Civil bills received	11,177	9,821	14%↑
Civil bills disposed	9,189	8,555	7%↑
Average time taken from issue to disposal of civil bill (weeks)	62	68	9%↓
Equity cases received	161	148	9%↑
Equity cases disposed	144	106	36%↑
Average time taken from issue to disposal of equity cases (weeks)	99	105	6%↓
Ejectment cases received	817	746	10%↑
Ejectment cases disposed	631	439	44%↑
Average time taken from issue to disposal of ejectment cases (weeks)	34	46	26%↓

4

County Court

Table 2 continued: County Court Business, 2023 compared with 2022

	2023	2022	% change from 2022
Small claims received	8,264	7,641	8%↑
Small claims disposed	8,019	6,466	24%↑
Average time taken from issue to disposal of small claims cases (weeks)	24	35	31%↓
Criminal damage cases received	8	4	100%↑
Criminal damage cases disposed	10	10	-
Divorce decrees granted	1,291	1,628	21%↓
Decree absolute issued	1,298	1,601	19%↓
Average time taken from issue to date divorce decree granted (weeks)	43	41	5%↑
Licences applications received	257	234	10%↑
Licences applications disposed	251	245	2%↑

4

County Court

Five Year Trend

- Figures 3 and 4 show trend information for the number of civil bills with notice of intention received and civil bills disposed by disposal method.
- Figure 5 provides an overview of trends for ejectment cases received and disposed.

Figure 3: Civil bills with notice of intention to defend received 2019 to 2023

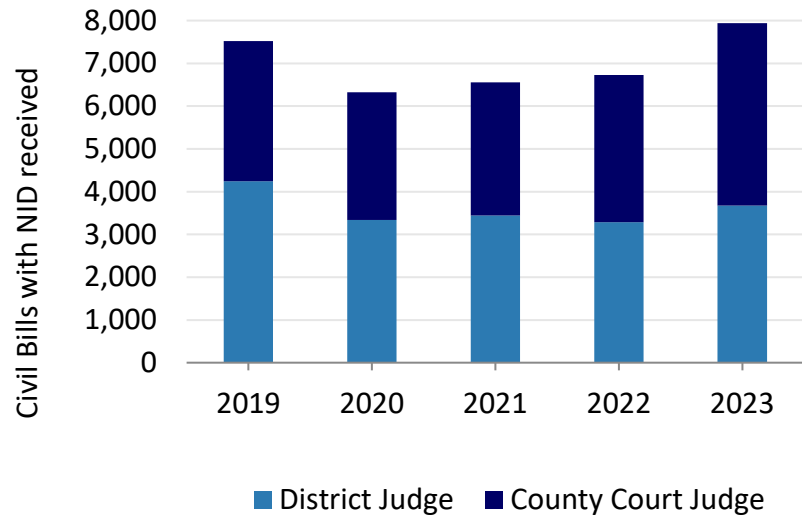


Figure 4: Civil bills disposed by method of disposal 2019 to 2023

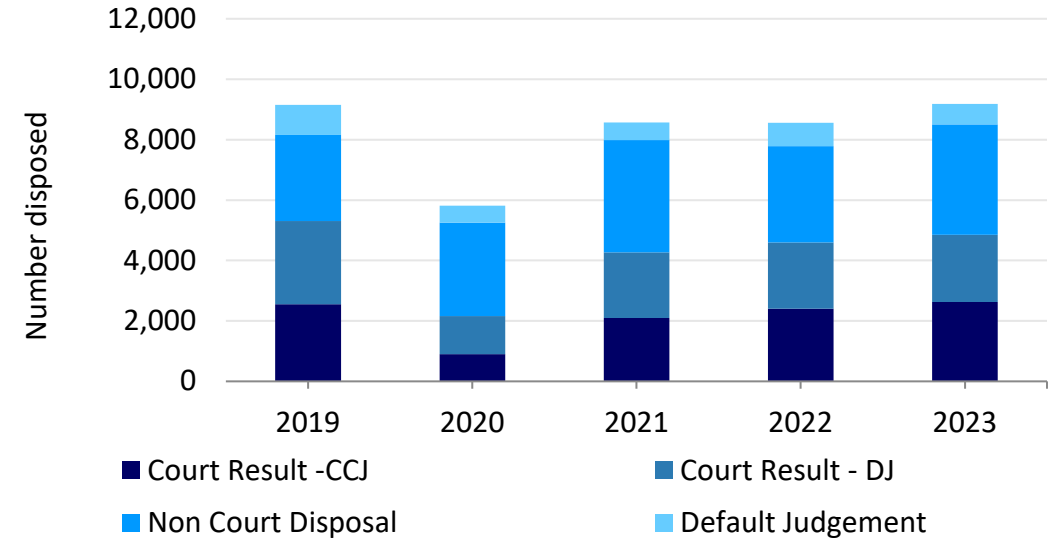
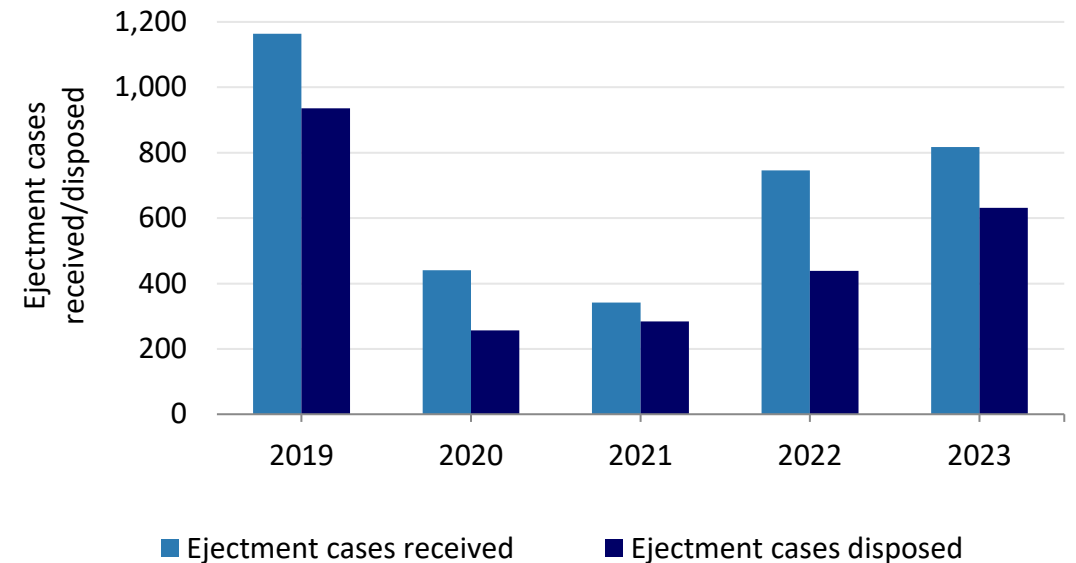


Figure 5: Ejectment cases received and disposed 2019 to 2023



4

County Court

- Figure 6 provides an overview of trends for small claims received.
- Figure 7 provides an overview of trends for criminal damage cases received and disposed.
- Figure 8 provides an overview of number of divorce decrees granted by type.

Figure 6: Small claims cases received 2019 to 2023

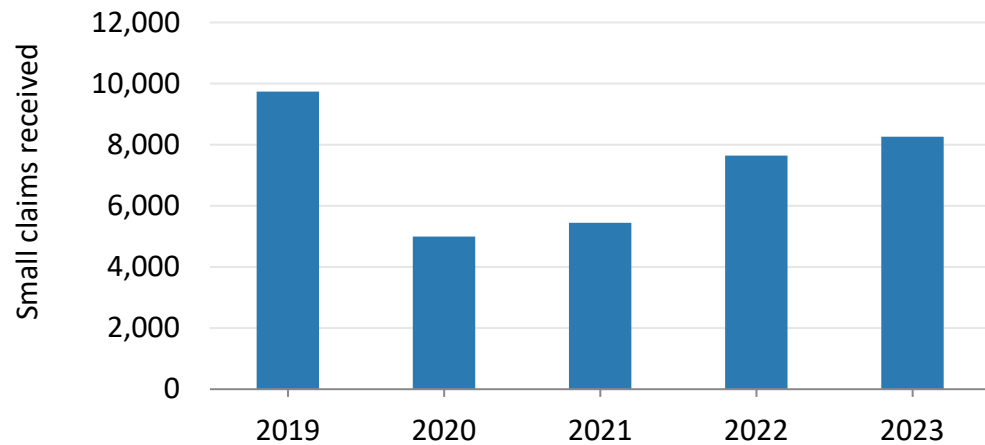


Figure 7: Criminal damage cases received and disposed 2019 to 2023

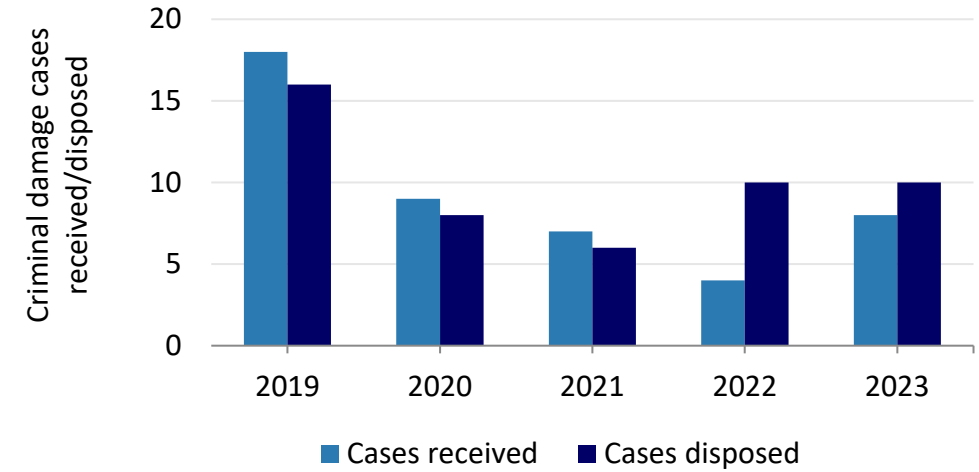
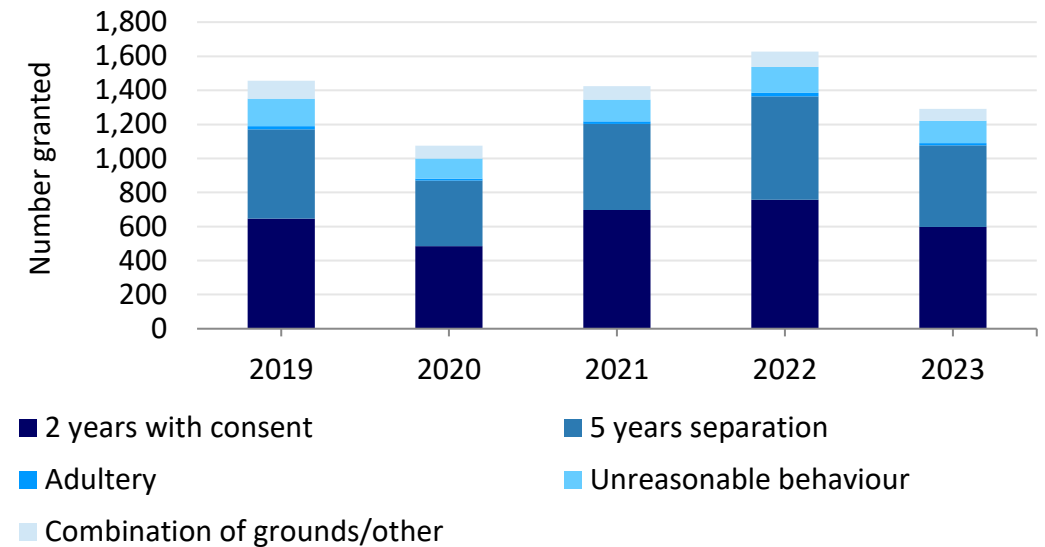


Figure 8: Divorce petitions by number of decrees granted by type 2019 to 2023



5

Court of Appeal

Annual Business Overall

- During the year there were 89 sitting days spent on criminal appeals and 137 sitting days on civil appeals.
- There were 102 criminal and 92 civil appeals received, and 95 criminal appeals and 89 civil appeals disposed.
- Compared to the previous year the number of criminal appeals received increased and civil appeals received decreased; disposals decreased for both appeal types.
- Supplementary data relating to the Court of Appeal, are available from the DoJ website in the accompanying [spreadsheet](#).

Figure 9: Court of Appeal Sitting Days 2019 to 2023

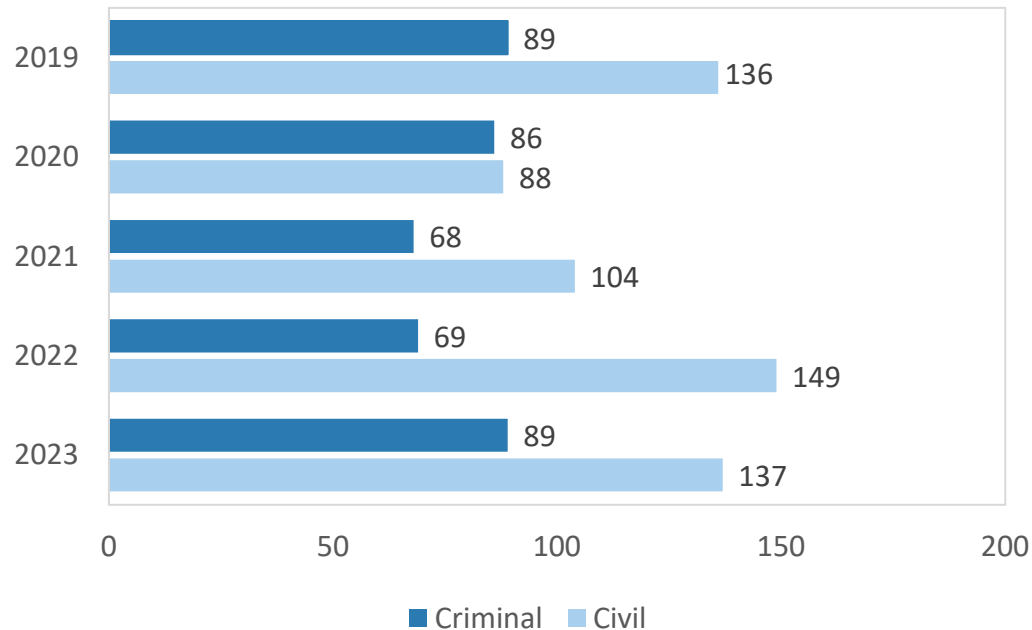


Table 3: Court of Appeal Business, 2023 compared with 2022

	2023	2022	% change from 2022
Criminal Appeal Court Sitting Days	89	69	29%↑
Civil Appeal Court Sitting Days	137	149	8%↓
Criminal Appeals received	102	95	7%↑
Criminal Appeals disposed	95	96	1%↓
Civil Appeals received	92	101	9%↓
Civil Appeals disposed	89	95	6%↓

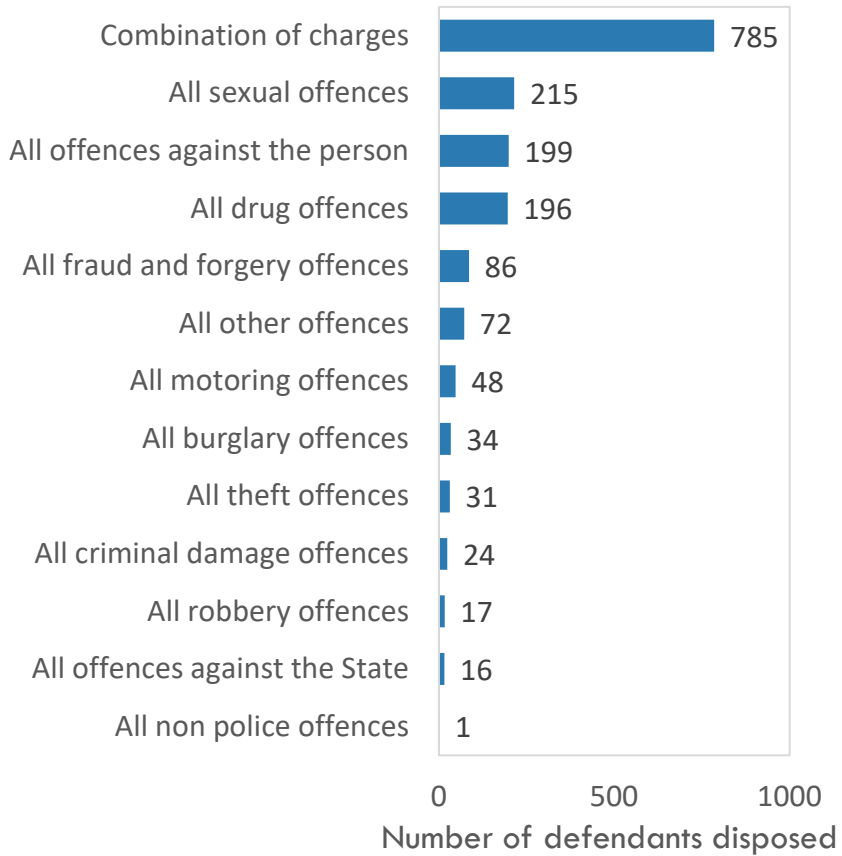
Annual Business Overall

- During the year there were 2,718 sittings (5,534 hours sat). County Court Judges disposed of 98% of defendants (1,690), a figure that has remained relatively stable over the last five years (98-99%).
- There were 1,440 cases and 1,794 defendants received during the year; 1,423 cases and 1,724 defendants were disposed. In comparison to the previous year the number of cases and defendants received, and cases disposed all increased. The number of defendants disposed decreased.
- Average time from committal to hearing was 182 days and from conviction to disposal was 85 days. Compared to the previous year, average time from committal to hearing and from conviction to disposal both increased.
- The majority of defendants disposed were charged with a combination of offences, a similar pattern seen in each of the last five years (Figure 10 on following page).
- Supplementary data relating to the Crown Court, are available from the DoJ website in the accompanying [spreadsheet](#).

Table 4: Crown Court Business, 2023 compared with 2022

	2023	2022	% change from 2022
Sittings	2,718	2,753	1%↓
Hours sat	5,534	6,515	15%↓
Cases received	1,440	1,297	11%↑
Cases disposed	1,423	1,409	1%↑
Defendants received	1,794	1,587	13%↑
Defendants disposed	1,724	1,765	2%↓
Defendants pleading guilty to all charges	433	452	4%↓
Defendants found guilty on at least one charge	1,069	1,084	1%↓
Average time from committal to hearing (days)	182	173	5%↑
Average time from conviction to disposal (days)	85	82	4%↑

Figure 10: Crown Court defendants disposed by charge type 2023



Five Year Trend

- Figure 11 shows Crown Court cases received fluctuated and cases disposed generally increased between 2019 and 2023; apart from a decline in 2020 due to COVID-19.
- Figure 12 shows the average waiting times from committal to hearing peaked in 2023 at 182 days. The average waiting times from conviction to disposal have fluctuated over the last five years peaking at 85 days in 2023. Some figures will have been affected by delays resulting from the COVID-19 pandemic.

Figure 11: Crown Court cases received and disposed 2019 to 2023

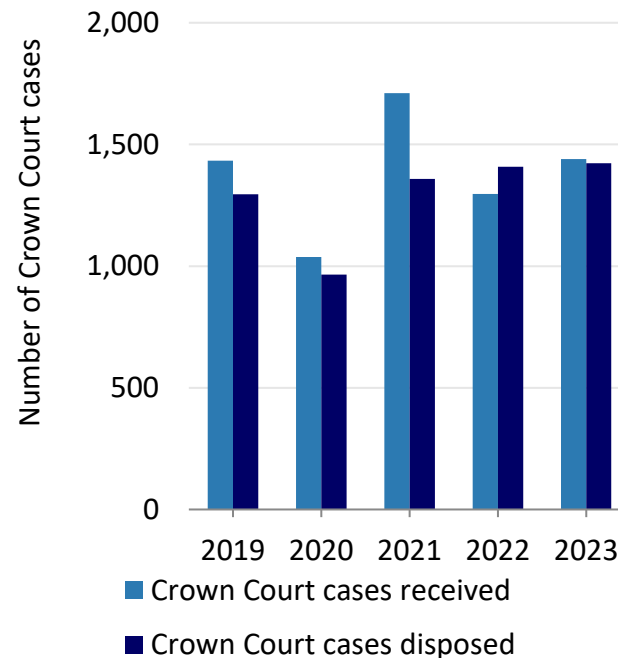
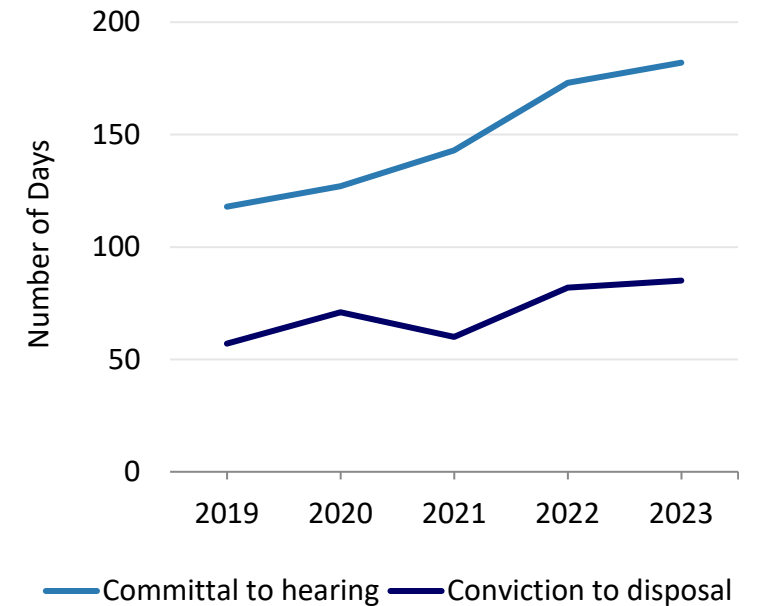


Figure 12: Average Crown Court waiting times 2019 to 2023



Annual Business Overall

- There were 2,086 High Court sitting days during the year, the highest proportion of which was spent on Judicial Review business (19%).
- King’s Bench business included –
 - 3,758 writs and originating summons received and 3,274 disposed;
 - 1,898 applications received and 1,458 disposed; and
 - 338 applications for leave to apply for Judicial Review, 77 applications for Judicial Review and 4 ancillary applications received.
- Chancery Division business included –
 - Receipt of 1,996 (65% which were Chancery, 20% bankruptcy and 14% companies cases) and disposal of 1,316 cases; and
 - 7,538 grants issued in the Probate office.

Table 5: High Court Business – King’s Bench and Chancery Divisions, 2023 compared with 2022

	2023	2022	% change from 2022
Sitting days	2,086	2,127	2%↓
King’s Bench Writs & originating summons received	3,758	3,853	2%↓
King’s Bench Writs & originating summons disposed	3,274	2,039	61%↑
King’s Bench Applications Received	1,898	1,734	9%↑
King’s Bench Applications Disposed	1,458	1,469	1%↓
Applications for leave to apply for Judicial Review received	338	292	16%↑
Applications for Judicial Review received	77	96	20%↓
Ancillary applications received	4	3	33%↑
Chancery Division cases received	1,996	1,155	73%↑
Chancery Division cases disposed	1,316	1,040	27%↑
Grants issued in the Probate office	7,538	7,514	-

7

High Court

- Family Division business included –
 - 92 adoption cases and applications received and 56 disposed during the year;
 - 2,338 divorce petitions received (974 (42%) for 2 years separation with consent), 875 decrees granted (2 years separation with consent (317, 36%) and ‘Combination of grounds/ other’ (200, 23%) and 854 decrees absolute issued;
 - 178 Official Solicitor’s Office Patients cases received and 145 disposed with a current caseload of 420 cases at the end of the year.
- Table 5 shows that apart from King’s Bench writs and divorce petitions, receipts increased compared to the previous year.
- Supplementary data relating to the High Court, are available from the DoJ website in the accompanying [spreadsheet](#).

Table 5 continued: High Court Business – Family Division, 2023 compared with 2022

	2023	2022	% change from 2022
Adoption cases & applications received	92	84	10%↑
Adoption cases & applications disposed	56	92	39%↓
Average time taken from issue to disposal for adoption case/application (weeks)	22	35	37%↓
Divorce petitions received	2,338	2,573	9%↓
Decrees granted in High Court	875	808	8%↑
Decrees absolute issued	854	741	15%↑
Average time taken from issue of divorce petition to date decree granted (weeks)	54	58	7%↓
Official Solicitor’s Office Patients cases received	178	138	29%↑
Official Solicitor’s Office Patients cases disposed	145	116	25%↑
Official Solicitor’s Office Minors cases received	106	103	3%↑
Official Solicitor’s Office Minors cases disposed	165	81	104%↑

Five Year Trend

- Figures 13 and 14 provide overviews of trends for Chancery cases and King’s Bench cases received.
- Figure 15 provides an overview for Judicial Reviews received.

Figure 13: Chancery cases received 2019 to 2023

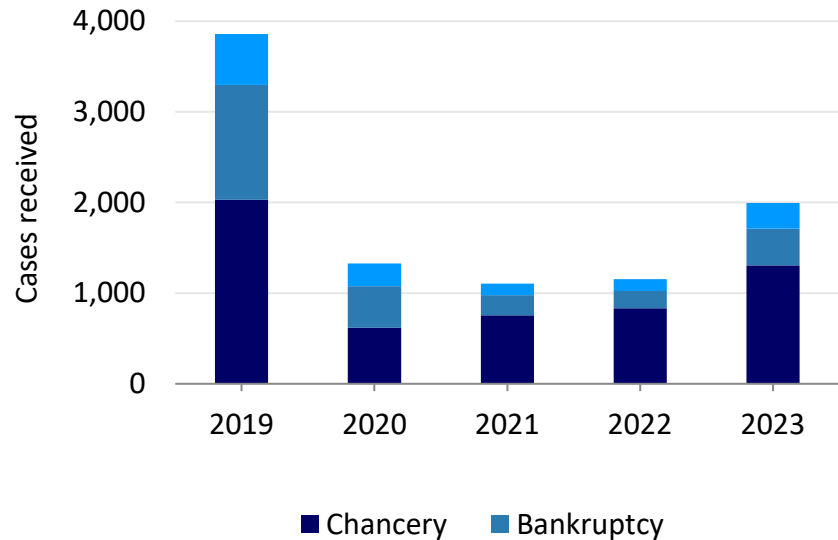


Figure 14: King’s Bench cases received 2019 to 2023

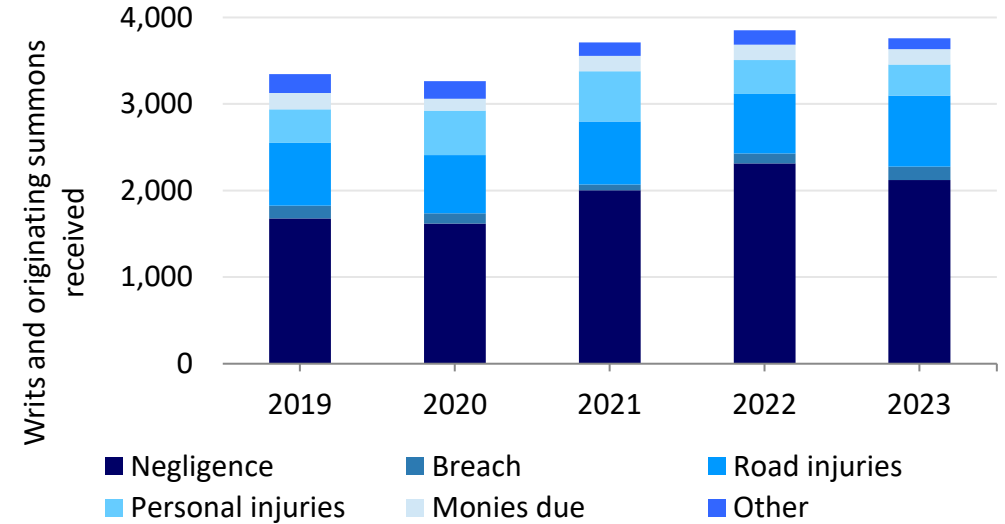
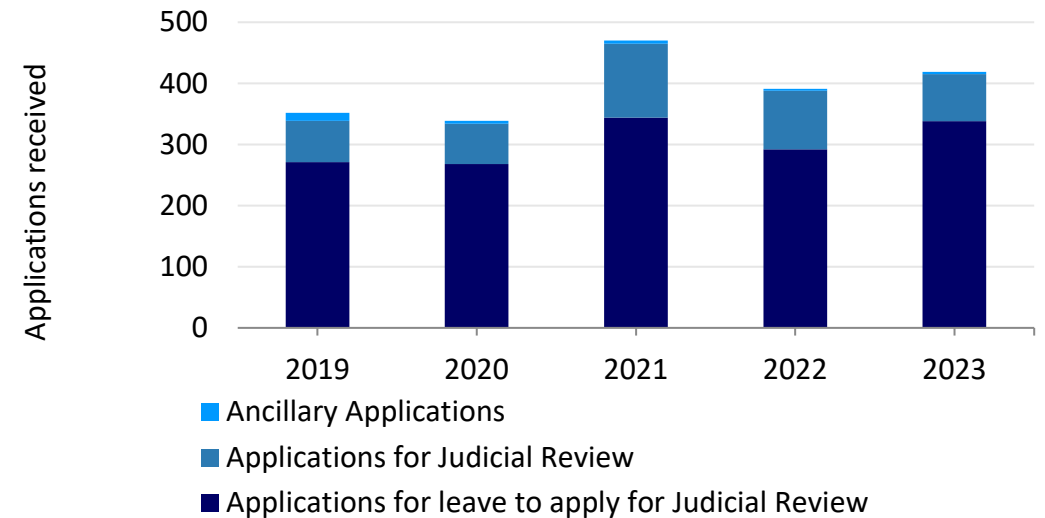


Figure 15: Applications for Judicial Review received 2019 to 2023



- Figure 16 provides an overview of adoption cases and applications received and disposed.
- Figure 17 provides an overview of decrees granted by type.

Figure 16: Adoption cases and applications received and disposed 2019 to 2023

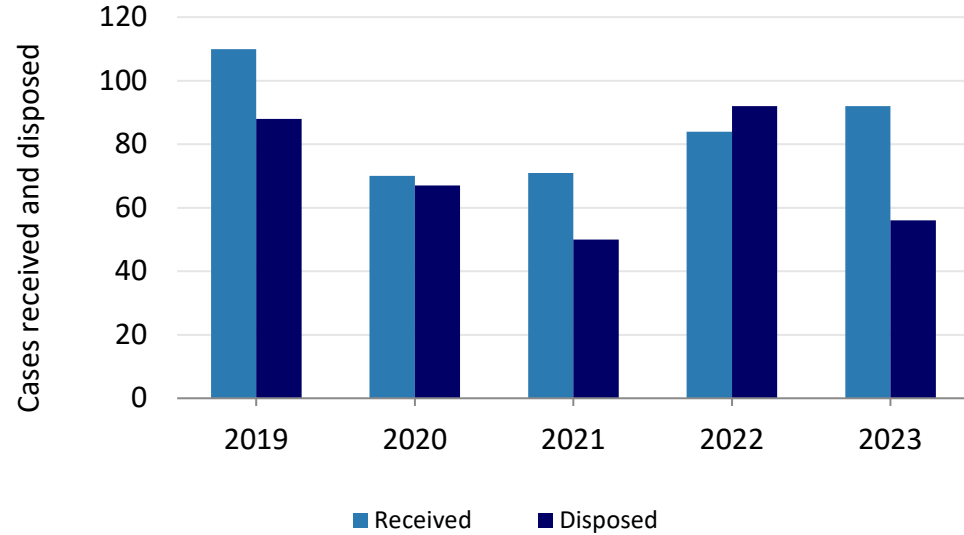
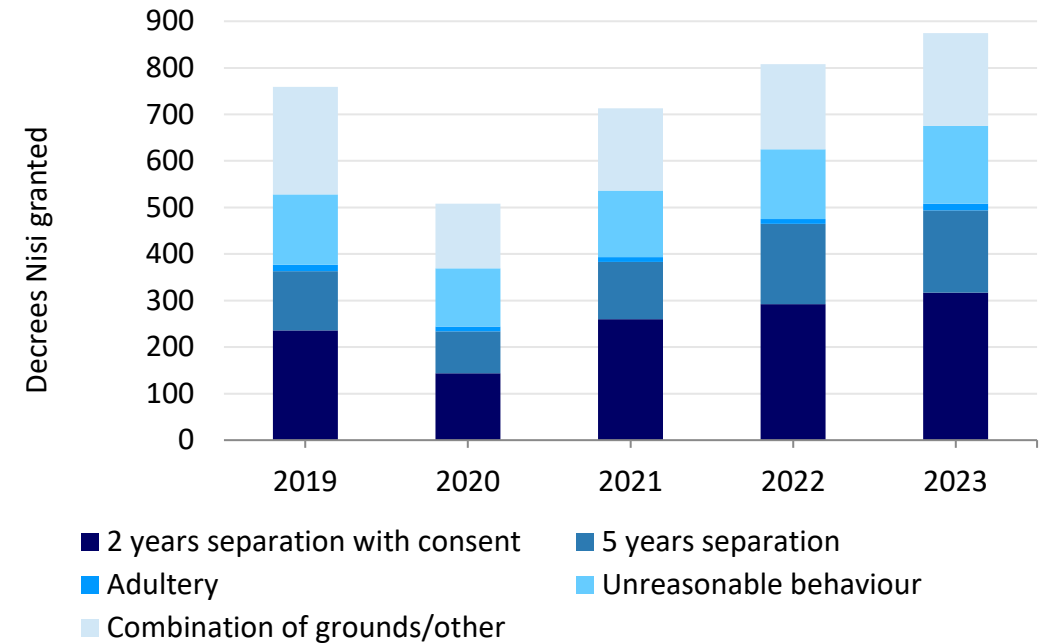


Figure 17: Decrees granted by type 2019 to 2023



8

Magistrates' Court

Annual Business Overall

- Within the 4,381 total sitting days, 72% were adult criminal, 6% were youth criminal and 22% were civil and family days.
- There were 360 new civil and 3,526 new family applications and 38,726 new adult and 1,207 new youth defendants received.
- There were 38,050 adult and 1,168 youth defendants and 300 civil applications and 3,159 family applications disposed.
- All receipts and disposals, except for those for family applications, were higher than the comparative figures for the previous year. Supplementary data relating to the Magistrates' Court, are available from the DoJ website in the accompanying [spreadsheet](#).

Table 6: Magistrates' Court Sitting Days, 2023 compared to 2022

	2023	2022	% change from 2022
Adult	3,162	3,138	1%↑
Youth	266	260	2%↑
Civil & Family	953	960	1%↓
Total	4,381	4,358	1%↑

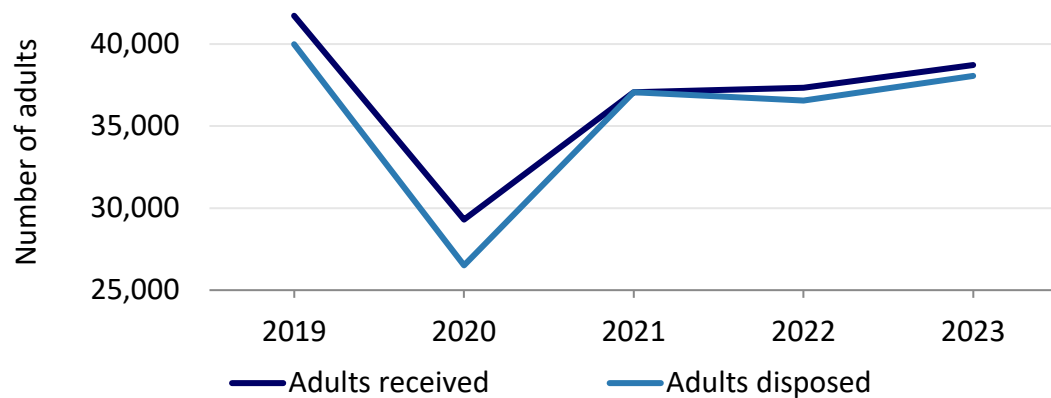
Table 7: Magistrates' Court Business, 2023 compared with 2022

	Adult 2023	Adult 2022	% change from 2022	Youth 2023	Youth 2022	% change from 2022	Civil 2023	Civil 2022	% change from 2022	Family 2023	Family 2022	% change from 2022
Defendants or applications received	38,726	37,339	4%↑	1,207	1,031	17%↑	360	319	13%↑	3,526	3,579	1%↓
Defendants or applications disposed	38,050	36,554	4%↑	1,168	982	19%↑	300	286	5%↑	3,159	3,308	5%↓
Average waiting time (weeks)	16	16	-	22	20	10%↑	23	34	32%↓	8	9	11%↓

Five Year Trend

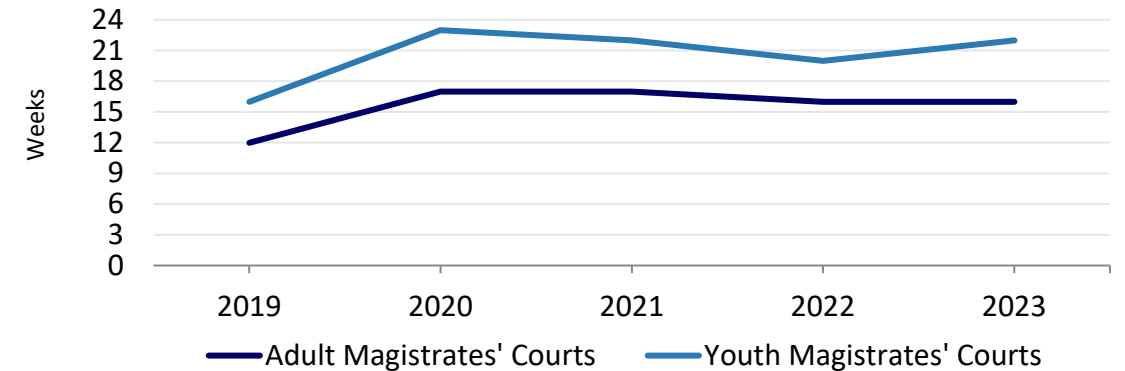
- Figure 18 shows the volume of both adult criminal defendants received and disposed over the last 5 years. The number received and disposed decreased between 2019 and 2020 and then increased by 26% and 40% respectively in 2021, before increasing again by 4% and 3% respectively between 2021 and 2023.
- The volume of youth defendants received and disposed followed a similar pattern, also both decreasing by 30% and 34% respectively between 2019 and 2020 before increasing again by 35% and 41% respectively between 2020 and 2023.

Figure 18: Adult criminal defendants received and disposed 2019 to 2023



- Figure 19 shows the average waiting time in the adult Magistrates' court from summons / charge to disposal had risen from 12 weeks in 2019 to 17 weeks in 2020 and 2021, before decreasing to 16 weeks in 2022 and 2023.
- The average waiting time in the youth court from summons / charge to disposal had risen from 16 weeks in 2019 to 23 weeks in 2020, and then decreasing to 22 weeks in 2021, before decreasing again to 20 weeks in 2022 and then increasing to 22 weeks in 2023.

Figure 19: Average waiting times in adult and youth Magistrates' Courts (summons/charge to disposal weeks) 2019 to 2023



9

Miscellaneous

Percentage changes between 2022 and 2023 for receipts and disposals, fluctuated across the miscellaneous business areas. The EJO Notices of Intention to enforce lodged, applications for enforcement accepted and repossessions completed increased by 32%, 56% and 25% respectively.

Table 8: Enforcement of Judgments Office, Social Security Commissioners, Pension Appeal Tribunals and Coroners Business, 2023 compared with 2022

Year		2023	2022	% change from 2022
EJO	Notices of Intention to enforce lodged	4,519	3,434	32%↑
	Applications for enforcement accepted	3,199	2,056	56%↑
	Repossessions Completed	277	221	25%↑
Social Security Commissioners	Leave to appeal to Commissioners received	69	40	73%↑
	Leave to appeal to Commissioners cleared	43	49	12%↓
	Appeals to Commissioners received	40	41	2%↓
	Appeals to Commissioners cleared	44	39	13%↑
Pensions Appeal Tribunals	Entitlement Appeals received	22	33	33%↓
	Entitlement Appeals cleared	10	26	62%↓
	Assessment Appeals received	49	47	4%↑
	Assessment Appeals cleared	29	24	21%↑
	Specified Decision Appeals received	4	10	60%↓
	Specified Decision Appeals cleared	4	6	33%↓
	Armed Forces Compensation Scheme Appeals received	14	23	39%↓
Armed Forces Compensation Scheme Appeals cleared	7	19	63%↓	

9

Miscellaneous

Table 8 continued: Enforcement of Judgments Office, Social Security Commissioners, Pension Appeal Tribunals and Coroners Business, 2023 compared with 2022

Year		2023	2022	% change from 2022
Coroners	Number of deaths reported	5,447	4,391	24%↑
	Number of inquests held	52	69	25%↓
	No inquest with post mortem	1,139	1,061	7%↑
	No inquest and no post mortem	3,601	1,982	82%↑
	Other disposals of registered entries	389	860	55%↓

10 | Sitting Days

Judge court sitting days decreased during 2023 compared with 2022 for High Court, County Court, District Judges and Deputy District Judges.

Table 9: Judge Court Sitting Days, 2023 compared with 2022

	2023	2022	% change from 2022
High Court Judge Sitting Days	2,086	2,127	2%↓
High Court Judge Average Sitting Time	1:35	1:51	14%↓
County Court Judge Sitting Days	3,405	3,529	4%↓
County Court Judge Average Sitting Time	2:24	2:35	7%↓
Deputy County Court Judge Sitting Days	297	223	33%↑
Deputy County Court Judge Average Sitting Time	2:24	1:44	38%↑
District Judge Sitting Days	680	719	5%↓
District Judge Average Sitting Time	2:10	2:09	1%↑
Deputy District Judge Sitting Days	173	213	19%↓
Deputy District Judge Average Sitting Time	1:55	1:48	6%↑
District Judge Magistrates' Court Sitting Days	4,381	4,358	1%↑
District Judge Magistrates' Average Sitting Time	3:22	3:29	3%↓

A court sitting day is counted as any day where the judiciary sit in court. It does not include time in chambers or days where judiciary are sitting in chambers.

11 | Appendix 1 - Methodology

Data Source and Coverage

The statistics are produced using administrative data sourced from the Integrated Court Operations System (ICOS). ICOS is a live operating system used in each court tier to process every part of court business, from receipt of payments through to the production of final orders made. The data are input into this system on a daily basis by court clerks, and this information is checked and confirmed by another member of staff to ensure the data entries are correct.

Full details of data relevance, accuracy, timeliness, accessibility, coherence, user need, cost and confidentiality is available in the accompanying [background quality report](#). Details of the data quality checks and processes that DoJ has in place are available in the Quality Assurance of Administrative Data ([QAAD](#)) document on the DoJ website.

Counting Rules

- Children Order

Receipts are counted from the date the case is entered onto ICOS. Disposals are counted from the result date that a final order was made against the case changing the case status to dealt with.

- County Court

Receipts are counted from the date the case is entered onto ICOS and the fees are receipted. Disposals are counted from the result date that a final order was made against the case or the date an applicant withdraws or discontinues their application prior to the hearing, changing the case status to dealt with.

- Court of Appeal

Receipts are counted from the date the appeal is entered onto ICOS. Disposals are counted from the result date that a final order was made against the appeal changing the appeal status to dealt with.

- Crown Court

Receipts are counted from the date the case is committed to the Crown Court from the Magistrates' Court. Disposals are counted from the result date that a final order was made against the case changing the case status to dealt with.

11 | Appendix 1 - Methodology

- High Court

Receipts are counted from the date the case is entered onto ICOS and the fees are receipted. Disposals are counted from the result date that a final order was made against the case, or the date an applicant withdraws or discontinues their application prior to the hearing, changing the case status to dealt with.

- Magistrates' Court

Receipts are counted from the date a served summons or a charge sheet is received by the Magistrates' Court office. Disposals are counted from the result date that a final order was made against the case changing the case status to dealt with.

- Miscellaneous

Receipts are counted from the date the case is entered onto the specific operating system used by the business area. Disposals are counted from the result date that the case was finally marked as closed on the operating system.

- Judge Court Sitting Days

A court sitting day is counted as any day where the judiciary sit in court. It does not include time in chambers or days where judiciary are sitting in chambers.