

Judicial Statistics

2021

C Darragh, R Martin & P McLarnon

June 2022



CONTENTS

1.	Key Findings	1
2.	Introduction	3
3.	Children Order	5
4.	County Court	7
5.	Court of Appeal	10
6.	Crown Court	11
7.	High Court	13
8.	Magistrates' Court	17
9.	Miscellaneous	19
10.	Sitting Days	20
11.	Appendix 1 Methodology	21

Produced by Analytical Services Group,
Northern Ireland Courts and Tribunals Service,
Department of Justice.

For further information write to:
Statistics and Research Branch,
4th Floor, Laganside House,
23-27 Oxford Street,
Belfast BT1 3LA.

Email: caroline.darragh@courtsni.gov.uk
Telephone: 028 9072 8927

This bulletin is available on:
www.justice-ni.gov.uk

Feedback on this publication can be provided directly
to Analytical Services Group at the email address
listed above.

All content in this report is licensed and available
under the Open Government Licence v3.0.

OGL

To view this licence, go to:
[http://www.nationalarchives.gov.uk/
doc/open-government-licence/version/3/](http://www.nationalarchives.gov.uk/doc/open-government-licence/version/3/)

Key Findings

This report provides an overview of Children Order and County, Court of Appeal, Crown, High and Magistrates' Courts business during 2021 and how it compares with the comparative figures for the previous year. The key findings are summarised below -

Children Order

- During the year there were 2,199 sittings (6,417 total hours sat), 4,851 Children Order Applications received and 4,928 disposed.
- At 68% the most common reason for transferring children order applications was complexity, the most common reason each year across the five year time series.
- In terms of orders made, 1,542 were own motion, 9,518 were interim and 6,678 were final.
- The average waiting time for applications disposed was 57.2 weeks for public and 36.0 weeks for private law.
- Average processing times in weeks for both public and private law applications have increased over the last five years.

County Court

- County Court and District Judges sat a total of 4,534 sitting days during the year. Within those days 2,090 (46%) were majority Crown Court days, 1,673 (37%) were majority County Court Judge civil days, and 771 (17%) were majority District Judge civil days.
- In terms of receipts there were 9,120 Civil bills, 160 equity, 342 ejectment and 5,450 small claims cases received.
- In terms of disposals there were 8,573 Civil bills, 103 equity, 284 ejectment and 5,209 small claims cases disposed.
- 1,425 divorce decrees were granted and 1,399 decrees absolute issued.
- There was a general increase in the number of cases received and disposed and a general increase in time taken to disposal compared with figures for the previous year.

Court of Appeal

- Judges sat a total of 68 days on criminal Court of Appeal business and 104 days on civil Court of Appeal business.
- There were 99 criminal appeals received and 76 disposed, and 79 civil appeals received and 61 disposed.

Crown Court

- During the year there were 2,366 Crown Court sittings with 1,711 cases and 2,148 defendants received and 1,358 cases and 1,650 defendants disposed.
- Average time from committal to hearing was 143 days and from conviction to disposal was 60 days.
- In comparison to the previous year the number of cases and defendants received increased as did the numbers disposed.

High Court

- There were 2,074 High Court sitting days during the year. The highest proportion of these days was spent on Queen's Bench business (18%).
- The Chancery Division received 1,105 and disposed of 912 cases. Of the 1,105 cases received 68% were Chancery, 20% bankruptcy and 11% companies.
- In terms of Queen's Bench business, 3,710 writs and originating summons were received and 1,677 were disposed; 1,780 applications were received and 1,377 applications were disposed.
- There were 344 applications for leave to apply for Judicial Review, 121 applications for Judicial Review and 5 ancillary applications received.
- There were 71 adoption cases and applications received and 50 disposed. The average time taken from issue to disposal was 44 weeks.
- There were 2,525 divorce petitions received (1,083 (43%) for 2 years separation with consent), 713 decrees granted and 665 decrees absolute issued.

Magistrates' Court

- Within the 4,412 Magistrates' sitting days during the year, 73% were adult criminal, 6% youth criminal and 22% civil and family days.
- There were 313 new civil applications, 4,295 new family applications and 37,064 new adult and 980 new youth defendants received.
- In terms of disposals there were 258 civil and 4,059 family applications and 37,064 adult and 1,079 youth defendants disposed.
- The average waiting times from summons/charge to disposal in the adult and youth criminal courts were 11 and 18 weeks respectively; from date of receipt to disposal the average waiting time was 33 weeks for civil applications and 10 weeks for family applications.
- All parameters received and disposed were higher than the comparative figures for the previous year.

2

Introduction

About this report

This report is a National Statistics publication and is produced in accordance with the pillars and principles set out in the Code of Practice for Statistics. It presents the following statistics for the Northern Ireland Court and Tribunals Service for the calendar year 2021 –

- The number of Children Order applications received and disposed at Family Proceedings Courts, Family Care Centres and the High Court, together with waiting times from lodgment to disposal (section 3);
- County Court business received and disposed, waiting times and sitting days in County Courts (section 4);
- Court of Appeal business received and disposed, waiting times and sitting days in Court of Appeal (section 5);
- The number of cases and defendants received and disposed, waiting times, pleas and findings and sittings at the Crown Court (section 6);
- Business received and disposed, waiting times and sitting days in the Chancery, Queen's Bench and Family Divisions of the High Court (section 7);
- The number of youth and adult defendants received and disposed, charges and outcomes, sittings, civil applications received and disposed and waiting times at Magistrates' Courts (section 8);
- A summary of some other miscellaneous business areas such as Enforcement of Judgments Office, Coroners and Pension Appeal Tribunals (section 9); and
- A breakdown of the Judge Court sitting days split by the majority type of business heard (section 10).

It is important to note court activity during the year covered in this report has been severely affected by the COVID-19 pandemic. While the courts continue to make more use of remote audio and video technology, the impact of COVID-19 can be seen in the figures. It is expected that the limited operation of the courts during the COVID-19 pandemic will continue to have an impact on many of the published figures in this and future releases.

Administrative case management reviews were introduced by the Lord Chief Justice as part of the coronavirus contingency arrangements. This has resulted in Judges investing significant time reviewing cases and making directions or orders administratively (where appropriate), and this has continued even as courts have resumed to support business recovery. This extra time is not recorded on the courts operating system (ICOS), and therefore is not reflected within the sittings times published within this report.

2 Introduction

Comparative information for the previous year is also provided, along with an indication of whether any change is higher or lower. Trend information for the last five years is also included for some of the statistics.

Background information about the Children Order and the County, Court of Appeal, Crown, High and Magistrates' Courts along with a glossary is available in the accompanying [user guide](#) and [background quality report](#)

Data in all tables and charts in the bulletin, along with supplementary data, are available from the DoJ website in the accompanying [spreadsheet](#).

The next update covering the calendar year 2022 will be published in June 2023. A full [publication schedule](#) is available on the DoJ website.

3 | Children Order

Annual Business Overall

- During the year there were 2,199 sittings (6,417 hours), 4,851 Children Order applications received and 4,928 disposed.
- A total of 7,087 children were involved in the applications disposed. Gender and age breakdowns of the children were 51:48 male:female and 32% 0-4 years, 30% 5-8 years, 25% 9-12 years and 13% 13-16 years.
- Like each of the last five years, the most common reason for transferring children order applications during the year was complexity (68%, 543 of 804 reasons). This was followed by Consolidation (116), Jurisdiction (69), Gravity (32), Returned to Lower Court (24), Urgency (9), Convenience (6) and Point of Law (4).
- In terms of orders made –
 - 1,542 were own motion;
 - 9,518 were interim; and
 - 6,678 were final.
- The average waiting time for applications disposed was 57.2 weeks for public and 36.0 weeks for private law.
- Table 1 shows that all parameters were higher than the comparative figures the previous year. However it is important to remember the COVID-19 severely affected the figures for 2020.

Table 1: Children Order Business, 2021 compared with 2020

	2021	2020	% change from 2020
Sittings	2,199	1,885	17% ↑
Hours sat	6,417	4,599	40% ↑
Applications received	4,851	4,378	11% ↑
Applications disposed	4,928	2,934	68% ↑
Number of children involved in applications disposed	7,087	4,095	73% ↑
Own motions orders made	1,542	836	84% ↑
Interim orders made	9,518	8,028	19% ↑
Final orders made	6,678	4,313	55% ↑
Average waiting time for disposal for public law (weeks)	57.2	49.6	15% ↑
Average waiting time for disposal for private law (weeks)	36.0	28.9	25% ↑

Supplementary data relating to the Children Order, are available from the DoJ website in the accompanying [spreadsheet](#).

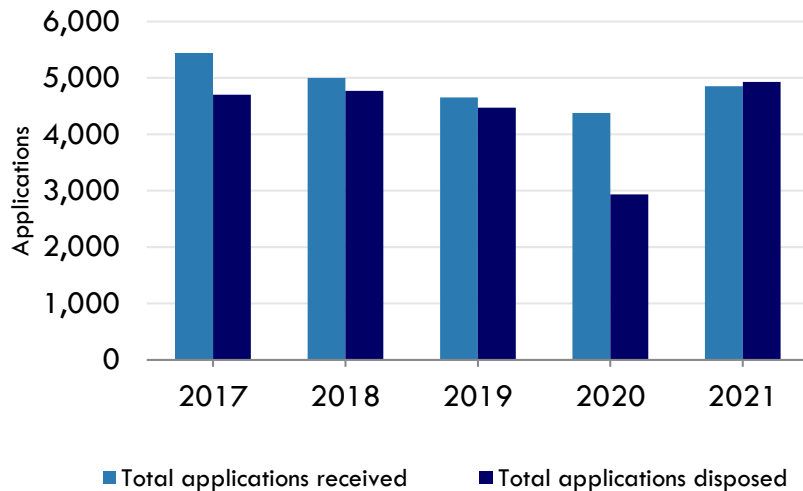
3

Children Order

Five Year Trend

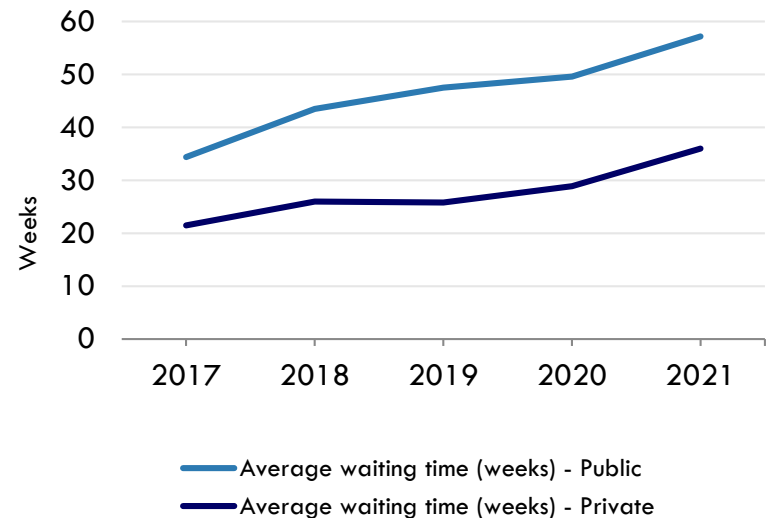
- Figure 1 shows the trend in applications received generally decreased between 2017 and 2020, before increasing by 11% between 2020 and 2021. The trend in applications disposed also decreased between 2017 and 2020, before increasing by 68% between 2020 and 2021 to 4,928 their highest level across the time series. The disposals were at their lowest level across the time series in 2020, however this is due to the COVID-19 pandemic, and therefore should be treated with caution.

Figure 1: Children Order applications received and disposed 2017 to 2021



- Figure 2 shows the average waiting times for public law has increased by 66% between 2017 (34.4) and 2021 when it peaked at 57.2 weeks. Public law applications involve the local authorities and can often deal with complex and serious issues in relation to the welfare of a child, and this can affect waiting times. The trend in average waiting times for private law applications between 2017 and 2021 increased by 67% from 21.5 to 36.0 weeks. Caution should be taken when interpreting these waiting times, as the 2020 and 2021 data has been severely impacted by the COVID-19 pandemic.

Figure 2: Average waiting times for applications disposed 2017 to 2021



4 | County Court

Annual Business Overall

- County Court and District Judges sat a total of 4,534 sitting days during the year. Within those days 2,090 (46%) were majority Crown Court days, 1,673 (37%) were majority County Court Judge civil days, and 771 (17%) were majority District Judge civil days.
- During the year –
 - 9,120 Civil bills were received and 8,573 disposed.
 - In terms of cases 160 equity, 342 ejectment, 5,450 small claims and 7 criminal damage cases were received; 103 equity, 284 ejectment, 5,209 small claims and 6 criminal damage cases were disposed.
 - 1,425 divorce decrees were granted and 1,399 decrees absolute issued.
 - 297 licence applications were received and 283 disposed.
- Table 2 shows there was a general increase in the number of cases received and disposed and in the time taken to disposal compared with figures for the previous year.
- Supplementary data relating to the County Court, are available from the DoJ website in the accompanying [spreadsheet](#).

Table 2: County Court Business, 2021 compared with 2020

	2021	2020	% change from 2020
Sitting days	4,534	3,065	48%↑
Civil bills received	9,120	8,630	6%↑
Civil bills disposed	8,573	5,813	47%↑
Average time taken from issue to disposal of civil bill (weeks)	68	54	26%↑
Equity cases received	160	132	21%↑
Equity cases disposed	103	64	61%↑
Average time taken from issue to disposal of equity cases (weeks)	98	77	27%↑
Ejectment cases received	342	441	22%↓
Ejectment cases disposed	284	257	11%↑
Average time taken from issue to disposal of ejectment cases (weeks)	46	25	84%↑
Small claims received	5,450	4,993	9%↑
Small claims disposed	5,209	3,937	32%↑
Average time taken from issue to disposal of small claims cases (weeks)	53	19	179%↑
Criminal damage cases received	7	9	22%↓
Criminal damage cases disposed	6	8	25%↓
Divorce decrees granted	1,425	1,075	33%↑
Decree absolute issued	1,399	1,057	32%↑
Average time taken from issue to date divorce decree granted (weeks)	40	37	8%↑
Licences applications received	297	143	108%↑
Licences applications disposed	283	133	113%↑

4 County Court

Five Year Trend

- Figures 3 and 4 show trend information for the number of civil bills with notice of intention received and civil bills disposed by disposal method.
- Figure 5 provides an overview of trends for ejection cases received and disposed.

Figure 3: Civil bills with notice of intention to defend received 2017 to 2021

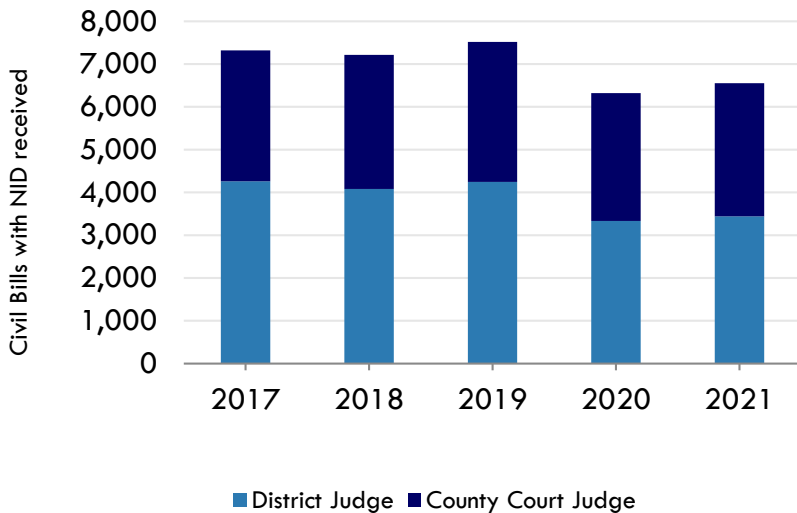


Figure 4: Civil bills disposed by method of disposal 2017 to 2021

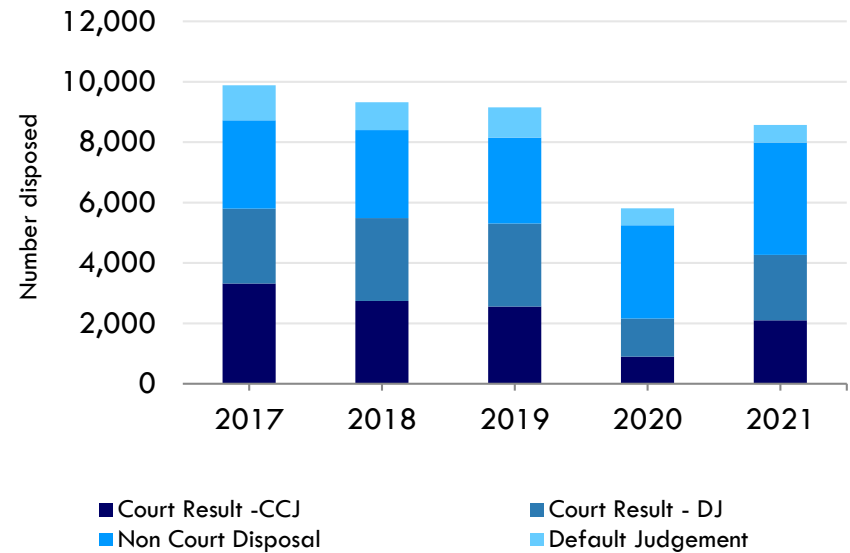
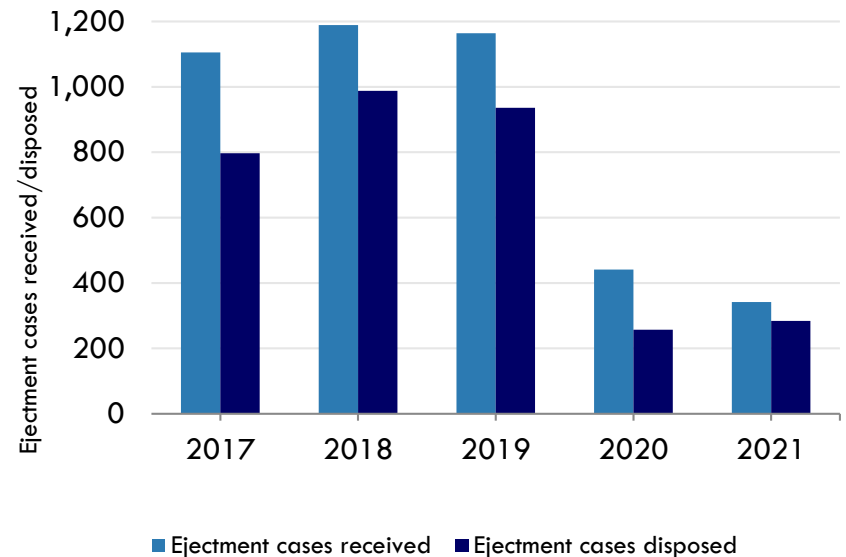


Figure 5: Ejection cases received and disposed 2017 to 2021



4 County Court

- Figure 6 provides an overview of trends for small claims received.
- Figure 7 provides an overview of trends for criminal damage cases received and disposed.
- Figure 8 provides an overview of number of divorce decrees granted by type.

Figure 6: Small claims cases received 2017 to 2021

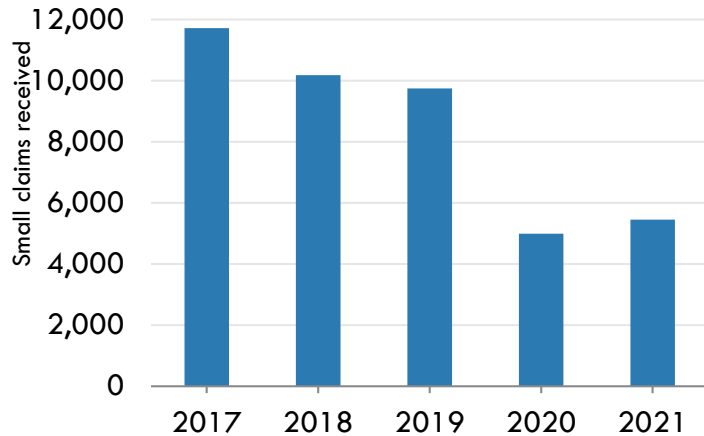


Figure 7: Criminal damage cases received and disposed 2017 to 2021

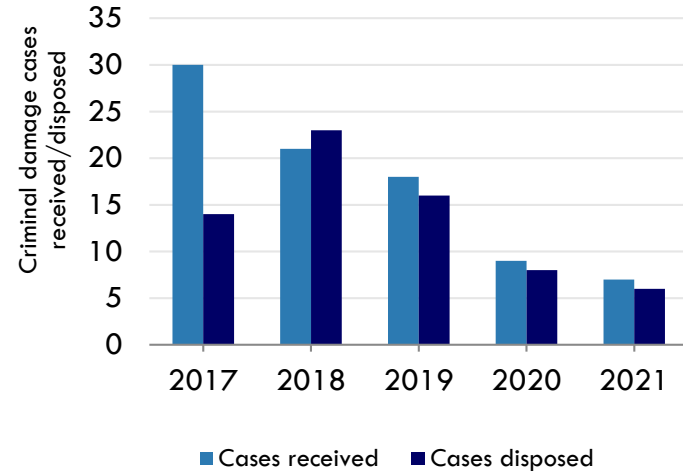
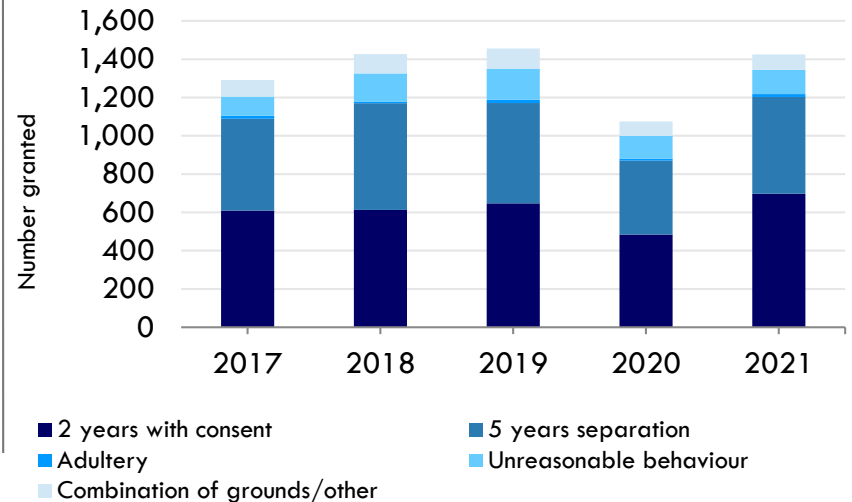


Figure 8: Divorce petitions by number of decrees granted by type 2017 to 2021



5 | Court of Appeal

Annual Business Overall

- During the year there were 68 sitting days spent on criminal appeals and 104 sitting days on civil appeals.
- There were 99 criminal and 79 civil appeals received, and 76 criminal appeals and 61 civil appeals disposed.
- Compared to the previous year the number of criminal and civil appeals received increased; disposals decreased for both appeal types although only slightly for criminal appeals.
- Supplementary data relating to the Court of Appeal, are available from the DoJ website in the accompanying [spreadsheet](#).

Figure 9: Court of Appeal Sitting Days 2017 to 2021

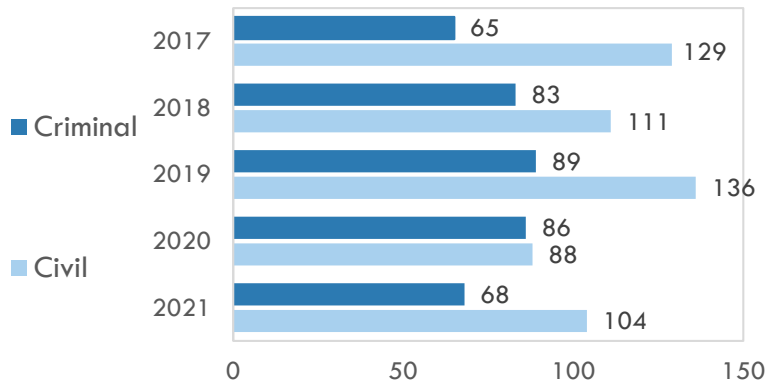


Table 3: Court of Appeal Business, 2021 compared with 2020

	2021	2020	% change from 2020
Criminal Appeal Court Sitting Days	68	86	21%↓
Civil Appeal Court Sitting Days	104	88	18%↑
Criminal Appeals received	99	72	38%↑
Criminal Appeals disposed	76	77	1%↓
Civil Appeals received	79	55	44%↑
Civil Appeals disposed	61	79	23%↓

6 Crown Court

Annual Business Overall

- During the year there were 2,366 sittings (5,298 hours sat). County Court Judges disposed of 99% of defendants (1,639), a figure that has remained relatively stable over the last five years (98-99%).
- There were 1,711 cases and 2,148 defendants received during the year; 1,358 cases and 1,650 defendants were disposed. In comparison to the previous year the number of cases and defendants received and disposed both increased.
- Average time from committal to hearing was 143 days and from conviction to disposal was 60 days. Compared to the previous year, average time from committal to hearing increased and from conviction to disposal decreased.
- The majority of defendants disposed were charged with a combination of offences, a similar pattern seen in each of the last five years (Figure 10).
- Supplementary data relating to the Crown Court, are available from the DoJ website in the accompanying [spreadsheet](#).

Figure 10: Crown Court defendants disposed by charge type 2021

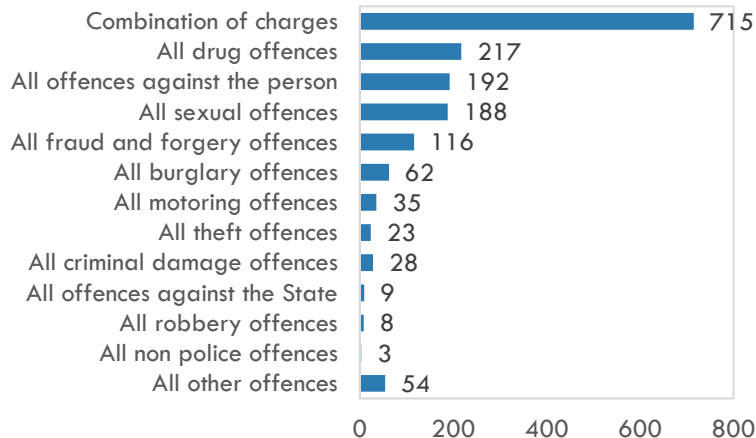


Table 4: Crown Court Business, 2021 compared with 2020

	2021	2020	% change from 2020
Sittings	2,366	1,569	51%↑
Hours sat	5,298	3,134	69%↑
Cases received	1,711	1,037	65%↑
Cases disposed	1,358	965	41%↑
Defendants received	2,148	1,246	72%↑
Defendants disposed	1,650	1,187	39%↑
Defendants pleading guilty to all charges	492	391	26%↑
Defendants pleading guilty or found guilty of at least one charge	969	686	41%↑
Average time from committal to hearing (days)	143	127	13%↑
Average time from conviction to disposal (days)	60	71	15%↓

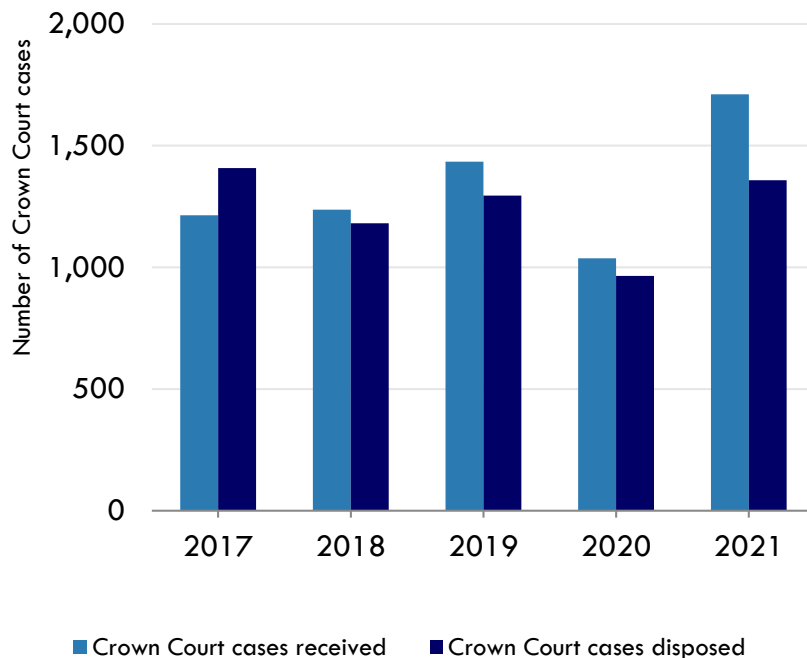
6

Crown Court

Five Year Trend

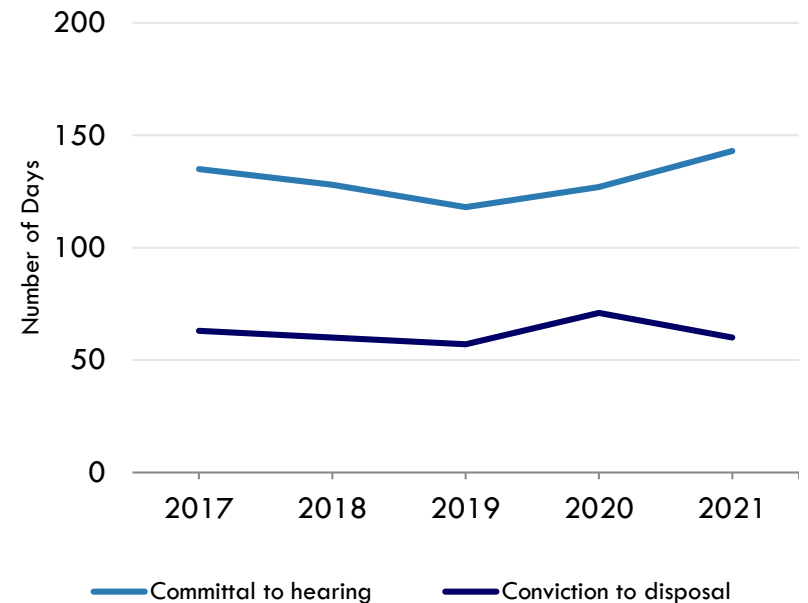
- Figure 11 shows Crown Court cases received and disposed generally decreased between 2017 and 2020; between 2020 and 2021 cases received and disposed increased by 65% and 41% respectively.

Figure 11: Crown Court cases received and disposed 2017 to 2021



- Figure 12 shows the average waiting times from committal to hearing peaked in 2021 at 143 days, however this figure will have been affected by the cases delayed due to the COVID-19 pandemic. The average waiting times from conviction to disposal have remained relatively stable over the last five years apart from a spike in 2020. The 2020 and 2021 figures will have been affected by delays resulting from the COVID-19 pandemic.

Figure 12: Average Crown Court waiting times 2017 to 2021



7 | High Court

Annual Business Overall

- There were 2,074 High Court sitting days during the year, the highest proportion of which was spent on Queen’s Bench business (18%).
- Queen’s Bench business included –
 - 3,710 writs and originating summons received and 1,677 disposed;
 - 1,780 applications received and 1,377 disposed; and
 - 344 applications for leave to apply for Judicial Review, 121 applications for Judicial Review and 5 ancillary applications received.
- Chancery Division business included –
 - Receipt of 1,105 (68% which were Chancery, 20% bankruptcy and 11% companies cases) and disposal of 912 cases; and
 - 7,750 grants issued in the Probate office.

Table 5: High Court Business – Queen’s Bench and Chancery Divisions, 2021 compared with 2020

	2021	2020	% change from 2020
Sitting days	2,074	1,524	36%↑
Queen’s Bench Writs & originating summons received	3,710	3,265	14%↑
Queen’s Bench Writs & originating summons disposed	1,677	1,342	25%↑
Queen’s Bench Applications Received	1,780	1,404	27%↑
Queen’s Bench Applications Disposed	1,377	1,057	30%↑
Applications for leave to apply for Judicial Review received	344	268	28%↑
Applications for Judicial Review received	121	66	83%↑
Ancillary applications received	5	5	-
Chancery Division cases received	1,105	1,328	17%↓
Chancery Division cases disposed	912	1,037	12%↓
Grants issued in the Probate office	7,750	5,244	48%↑

7 | High Court

- Family Division business included –
 - 71 adoption cases and applications received and 50 disposed during the year;
 - 2,525 divorce petitions received (1,083 (43%) for 2 years with consent), 713 decrees granted (2 years with consent (260, 36%) and ‘Combination of grounds/ other’ (177, 25%)) and 665 decrees absolute issued;
 - 2,265 new Mental Health referrals in the Office of Care and Protection; and
 - 124 Official Solicitor’s Office cases received and 76 disposed with a current caseload of 364 cases at the end of the year.
- All parameters except the Adoption cases and applications disposed increased compared to the previous year. Supplementary data relating to the High Court, are available from the DoJ website in the accompanying [spreadsheet](#).

Table 5 continued: High Court Business – Family Division, 2021 compared with 2020

	2021	2020	% change from 2020
Adoption cases & applications received	71	70	1%↑
Adoption cases & applications disposed	50	67	25%↓
Average time taken from issue to disposal for adoption case/application (weeks)	44	25	76%↑
Divorce petitions received	2,525	2,271	11%↑
Decrees granted in High Court	713	508	40%↑
Decrees absolute issued	665	466	43%↑
Average time taken from issue of divorce petition to date decree granted (weeks)	51	51	-
Office of Care & Protection Mental Health referrals received	2,265	1,745	30%↑
Official Solicitor’s Office Patients cases received	124	81	53%↑
Official Solicitor’s Office Patients cases disposed	76	20	280%↑
Official Solicitor’s Office Minors cases received	115	93	24%↑
Official Solicitor’s Office Minors cases disposed	108	44	145%↑

7 High Court

Five Year Trend

- Figures 13 and 14 provide overviews of trends for Chancery cases and Queen’s Bench cases received.
- Figure 15 provides an overview for Judicial Reviews received.

Figure 13: Chancery cases received 2017 to 2021

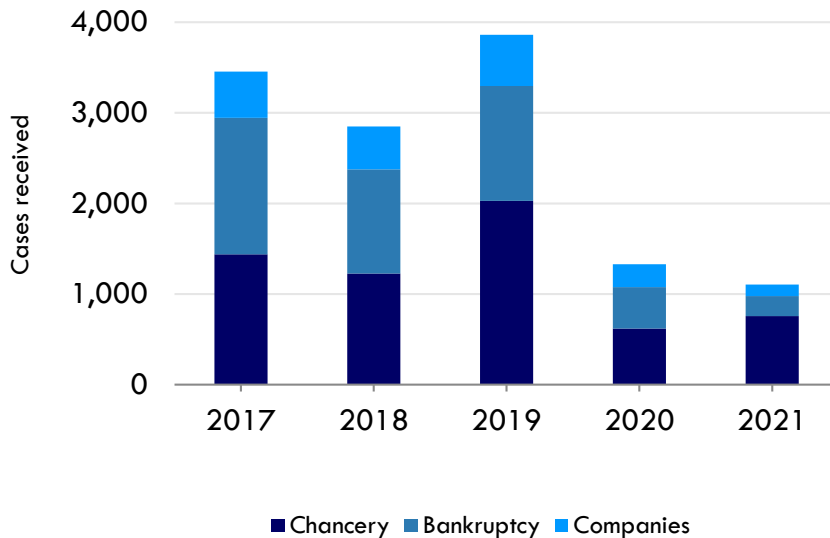


Figure 14: Queen’s Bench cases received 2017 to 2021

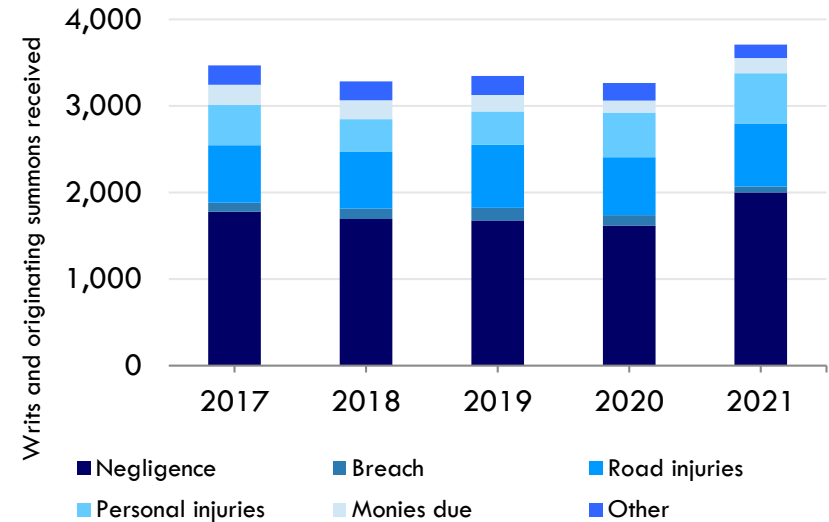
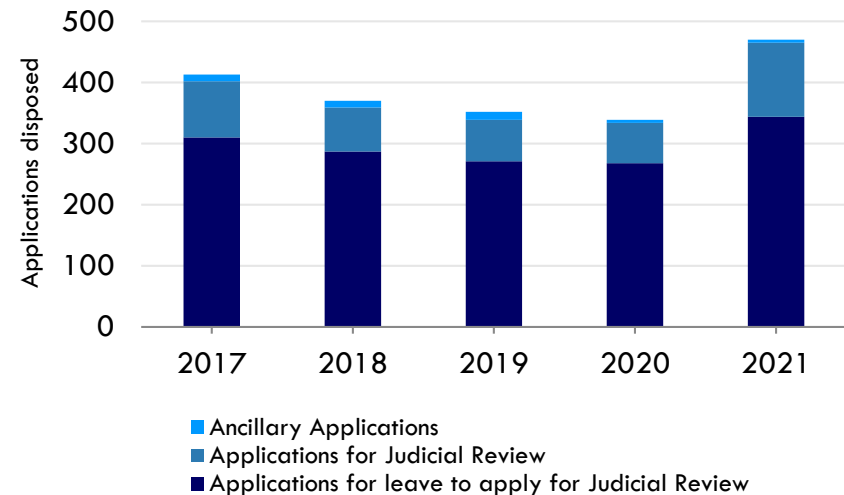


Figure 15: Applications for Judicial Review received 2017 to 2021



7 High Court

- Figure 16 provides an overview of adoption cases and applications received and disposed.
- Figure 17 provides an overview of decrees granted by type.

Figure 16: Adoption cases and applications received and disposed 2017 to 2021

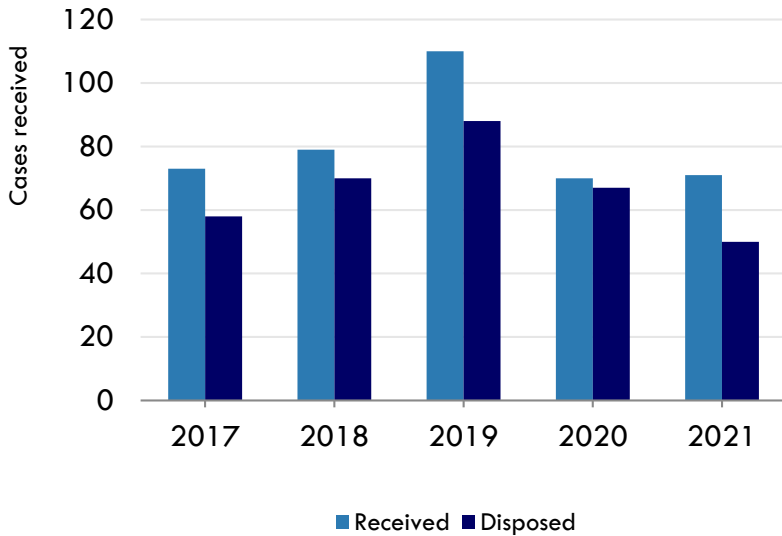
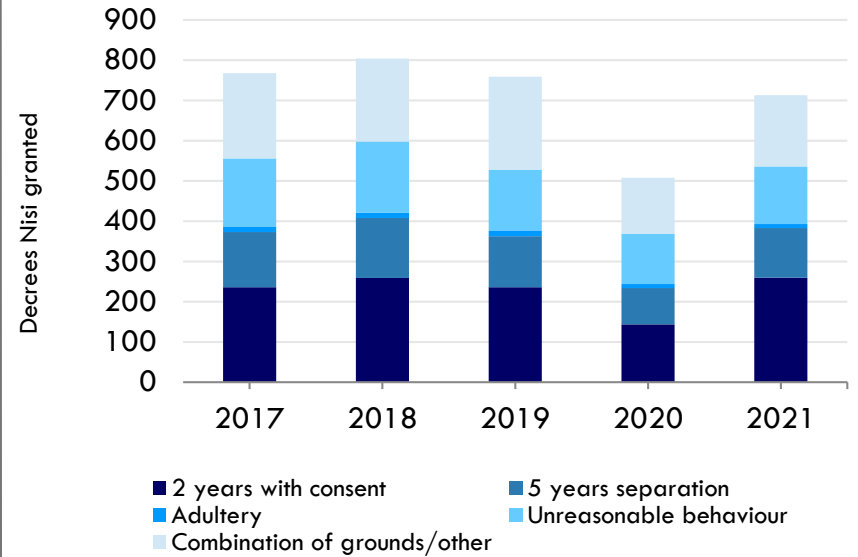


Figure 17: Decrees granted by type 2017 to 2021



8

Magistrates' Court

Annual Business Overall

- Within the 4,412 total sitting days, 73% were adult criminal, 6% were youth criminal and 22% were civil and family days.
- There were 313 new civil and 4,295 new family applications and 37,064 new adult and 980 new youth defendants received.

Table 6: Magistrates' Court Sitting Days, 2021 compared to 2020

	2021	2020	% change from 2020
Adult	3,203	2,703	18%↑
Youth	249	249	-
Civil & Family	960	891	8%↑
Total	4,412	3,843	15%↑

- There 37,064 adult and 1,079 youth defendants and 258 civil applications and 4,059 family applications disposed.
- All applications received and disposed were higher than the comparative figures for the previous year; average waiting times were lower for Adult and Youth business, and higher for civil and family business. Supplementary data relating to the Magistrates' Court, are available from the DoJ website in the accompanying [spreadsheet](#).

Table 7: Magistrates' Court Business, 2021 compared with 2020

	Adult 2021	Adult 2020	% change from 2020	Youth 2021	Youth 2020	% change from 2020	Civil 2021	Civil 2020	% change from 2020	Family 2021	Family 2020	% change from 2020
Defendants or applications received	37,064	29,310	26%↑	980	895	9%↑	313	176	78%↑	4,295	3,935	9%↑
Defendants or applications disposed	37,064	26,516	40%↑	1,079	828	30%↑	258	153	69%↑	4,059	3,263	24%↑
Average waiting time (weeks)	11	17	35%↓	18	23	22%↓	33	31	6%↑	10	8	25%↑

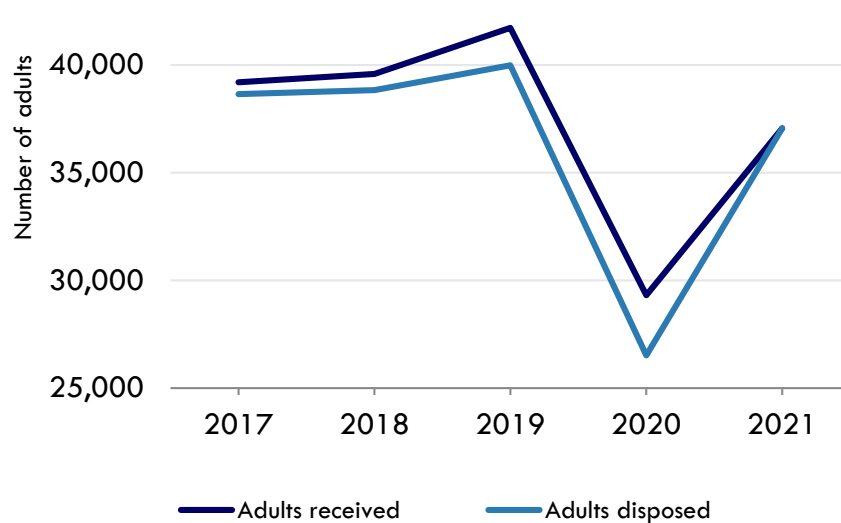
8

Magistrates' Court

Five Year Trend

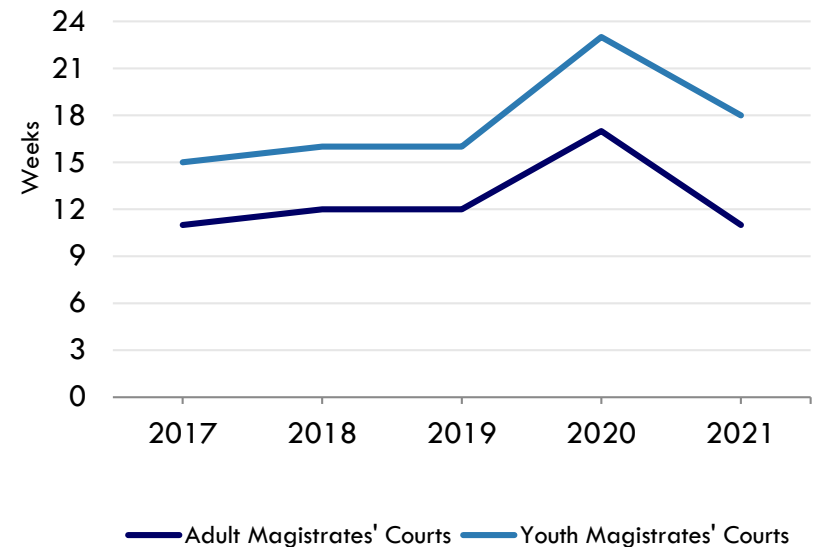
- Figure 18 shows the volume of both adult criminal defendants received and disposed had shown little change from 2017 to 2019. The number received and disposed then decreased by 30% and 34% respectively in 2020, before increasing again in 2021 by 26% and 40% respectively.
- The volume of youth defendants received and disposed followed a similar pattern, also both decreasing by 30% and 34% respectively between 2019 and 2020 before increasing again in 2021 by 9% and 30% respectively.

Figure 18: Adult criminal defendants received and disposed 2017 to 2021



- Figure 19 shows the average waiting time in the adult Magistrates' court from summons / charge to disposal had remained stable at 11 or 12 weeks from 2017 to 2019, before increasing to 17 weeks in 2020, and then returning to 11 weeks again in 2021.
- The average waiting time in the youth court from summons / charge to disposal had remained stable at 15 to 16 weeks from 2017 to 2019, before increasing to 23 weeks in 2020, and then decreasing to 18 weeks in 2021.

Figure 19: Average waiting times in adult and youth Magistrates' Courts (summons/charge to disposal weeks) 2017 to 2021



Miscellaneous

During the year all the miscellaneous business areas saw a drop in both receipts and disposals between 2021 and 2020, apart from Specified Decision appeal cleared, number of inquests held and coroners other disposals, which increased by 17%, 51% and 8% respectively.

Table 8: Enforcement of Judgments Office, Social Security Commissioners, Pension Appeal Tribunals and Coroners Business, 2021 compared with 2020

Year		2021	2020	% change from 2020
EJO	Notices of Intention to enforce lodged	3,021	3,368	10%↓
	Applications for enforcement accepted	1,797	1,833	2%↓
	Repossessions Completed	109	112	3%↓
Social Security Commissioners	Leave to appeal to Commissioners received	57	62	8%↓
	Leave to appeal to Commissioners cleared	94	102	8%↓
	Appeals to Commissioners received	66	73	10%↓
	Appeals to Commissioners cleared	63	88	28%↓
Pensions Appeal Tribunals	Entitlement Appeals received	24	25	4%↓
	Entitlement Appeals cleared	35	43	19%↓
	Assessment Appeals received	30	32	6%↓
	Assessment Appeals cleared	36	50	28%↓
	Specified Decision Appeals received	7	7	-
	Specified Decision Appeals cleared	7	6	17%↑
	Armed Forces Compensation Scheme Appeals received	12	14	14%↓
	Armed Forces Compensation Scheme Appeals cleared	21	26	19%↓
Coroners	Number of deaths reported	3,535	3,669	4%↓
	Number of inquests held	59	39	51%↑
	No inquest with post mortem	1,114	1,154	3%↓
	No inquest and no post mortem	1,163	1,550	25%↓
	Other disposals of registered entries	1,007	929	8%↑

10 | Sitting Days

Judge court sitting days increased during 2021 compared with 2020. This was primarily due to the COVID-19 restrictions being relaxed and more courts taking place. There was limited operation of criminal, civil, and family courts during 2020 and therefore sitting days and times were impacted.

Administrative case management reviews were introduced by the Lord Chief Justice as part of the [coronavirus contingency](#) arrangements. This has resulted in Judges investing significant time reviewing cases and making directions or orders administratively (where appropriate), and this has continued even as courts have resumed to support business recovery. This extra time is not recorded on the courts operating system (ICOS), and therefore is not reflected within the sittings times published within this report.

Table 9: Judge Court Sitting Days, 2021 compared with 2020

	2021	2020	% change from 2020
High Court Judge Sitting Days	2,074	1,524	36%↑
High Court Judge Average Sitting Time	1:50	1:46	4%↑
County Court Judge Sitting Days	3,291	2,518	31%↑
County Court Judge Average Sitting Time	2:37	2:14	17%↑
Deputy County Court Judge Sitting Days	244	39	526%↑
Deputy County Court Judge Average Sitting Time	2:01	1:54	6%↑
District Judge Sitting Days	828	477	74%↑
District Judge Average Sitting Time	2:26	2:09	13%↑
Deputy District Judge Sitting Days	171	31	452%↑
Deputy District Judge Average Sitting Time	1:56	1:54	2%↑
District Judge Magistrates' Court Sitting Days	4,412	3,843	15%↑
District Judge Magistrates' Average Sitting Time	3:43	3:00	24%↑

A court sitting day is counted as any day where the judiciary sit in court. It does not include time in chambers or days where judiciary are sitting in chambers.

1 | Appendix 1 - Methodology

Data Source and Coverage

The statistics are produced using administrative data sourced from the Integrated Court Operations System (ICOS). ICOS is a live operating system used in each court tier to process every part of court business, from receipt of payments through to the production of final orders made. The data are input into this system on a daily basis by court clerks, and this information is checked and confirmed by another member of staff to ensure the data entries are correct.

Full details of data relevance, accuracy, timeliness, accessibility, coherence, user need, cost and confidentiality is available in the accompanying background quality report. Details of the data quality checks and processes that DoJ has in place are available in the Quality Assurance of Administrative Data ([QAAD](#)) document on the DoJ website.

Counting Rules

- Children Order

Receipts are counted from the date the case is entered onto ICOS. Disposals are counted from the result date that a final order was made against the case changing the case status to dealt with.

- County Court

Receipts are counted from the date the case is entered onto ICOS and the fees are receipted. Disposals are counted from the result date that a final order was made against the case or the date an applicant withdraws or discontinues their application prior to the hearing, changing the case status to dealt with.

- Court of Appeal

Receipts are counted from the date the appeal is entered onto ICOS. Disposals are counted from the result date that a final order was made against the appeal changing the appeal status to dealt with.

11

Appendix 1 - Methodology

- **Crown Court**

Receipts are counted from the date the case is committed to the Crown Court from the Magistrates' Court. Disposals are counted from the result date that a final order was made against the case changing the case status to dealt with.

- **High Court**

Receipts are counted from the date the case is entered onto ICOS and the fees are receipted. Disposals are counted from the result date that a final order was made against the case, or the date an applicant withdraws or discontinues their application prior to the hearing, changing the case status to dealt with.

- **Magistrates' Court**

Receipts are counted from the date a served summons or a charge sheet is received by the Magistrates' Court office. Disposals are counted from the result date that a

final order was made against the case changing the case status to dealt with.

- **Miscellaneous**

Receipts are counted from the date the case is entered onto the specific operating system used by the business area. Disposals are counted from the result date that the case was finally marked as closed on the operating system.

- **Judge Court Sitting Days**

A court sitting day is counted as any day where the judiciary sit in court. It does not include time in chambers or days where judiciary are sitting in chambers.