



Department of
Justice

www.justice-ni.gov.uk

Analytical Services Group

County Court Bulletin

October to December 2016

Research and Statistical Bulletin 05/2017

Provisional quarterly figures

R Redmond

10 February 2017

Produced by Analytical Services Group,
Department of Justice.

For further information write to:

**Analytical Services Group,
NI Courts and Tribunals Service,
4th Floor, Laganside House,
23-27 Oxford Street,
Belfast BT1 3LA**

Telephone: 028 9072 8920

Email: rodney.redmond@courtsni.gov.uk

This bulletin is available on the Internet at:

www.courtsni.gov.uk

EXECUTIVE SUMMARY

- This bulletin provides information on throughput at County Courts in Northern Ireland during the period October to December 2016 and commentary on trends observed for this quarter in each year from 2007. On 31st October 2016, a single County Court Division called “The County Court of Northern Ireland” replaced the seven existing County Court Divisions. As a consequence of this change, data contained in the County Court Bulletin is now disaggregated by Court Office (Processing Office). Data will also continue to be published by the seven existing County Court Divisions until the end of 2016. During the period October to December 2016:
- There were 1,808 civil bills with a notice of intention to defend (NID) received, a 1% decrease on the same quarter last year (1,829). In total, 2,527 civil bills were disposed, similar to the number disposed during the same period in 2015 (2,519).
- 34 equity cases were received during October to December 2016, the same as the number received during the period October to December 2015, while 29 equity cases were disposed, similar to the 28 disposed during the same period last year.
- A total of 205 ejectment cases were received, down 8% on the 223 cases received during October to December 2015, with the number of ejectment cases disposed decreasing by 12%, from 205 in the same quarter last year to 180 this quarter.
- 2,450 small claims were received, down 6% on the 2,604 received during the same quarter last year. The number of small claims cases disposed decreased by 15% from 2,533 during October to December 2015 to 2,160 this quarter.
- Five criminal damage cases were received, and eleven cases were disposed during the quarter. This compares with two cases received and four cases disposed during the same quarter in 2015.
- A total of 385 divorce decrees were granted in the county court, up 2% on the 377 granted during the same period last year.
- County Court and District Judges sat a total of 1,169 sitting days during the quarter, up 6% on the 1,101 sitting days recorded during the period October to December 2015. Some 60% of time was spent on criminal business with 24% spent on civil business and 16% on family business (compared to 49%, 33% and 18% respectively during October to December 2015). The increase in both the number of sitting days, and the proportion of time spent on criminal business is reflective of increased activity in the Crown Court during the period aimed at addressing a backlog of cases arising from the recent legal aid dispute that commenced during May 2015 and was resolved in February 2016.

CONTENTS

| Contents | Page |
|--|------|
| 1. Introduction | 1 |
| 2. Methodology | 2 |
| 3. Findings | 4 |
| 3.1 Ordinary civil bills | |
| 3.2 Equity | |
| 3.3 Ejectment | |
| 3.4 Small claims | |
| 3.5 Criminal damage | |
| 3.6 Divorces | |
| 3.7 Licences | |
| 3.8 Sitting Days | |
| | |
| Appendix 1 – Tables | 12 |
| Appendix 2 – Explanatory Notes | 40 |

| Figure | Page |
|---|------|
| Figure 1: Civil bills with NID received: October – December 2007 to October - December 2016 | 4 |
| Figure 2: Civil bills disposed, by method of disposal: October - December 2007 to October - December 2016 | 5 |
| Figure 3: Ejectment cases received and disposed: October - December 2007 to October - December 2016 | 6 |
| Figure 4: Small claims cases disposed, by type of disposal: October - December 2007 to October - December 2016 | 7 |
| Figure 5: Criminal Damage cases received and disposed: October - December 2007 to October - December 2016 | 8 |
| Figure 6: Divorce petitions by number of decrees granted, by type: October - December 2007 to October - December 2016 | 9 |
| Figure 7: County Court Sitting Days by Business Type: October - December 2016 | 10 |
| Figure 8: County Court Sitting Days by Business Type: October - December 2007 to October - December 2016 | 11 |

| Table | Page |
|--|------|
| Table 1: Number of ordinary civil bill cases and applications received | 12 |
| Table 2: Number of ordinary civil bill cases with NID received by Judicial Level | 13 |
| Table 3: Number of ordinary civil bill cases and applications disposed | 14 |
| Table 4: Number of ordinary civil bill cases by amount awarded | 15 |
| Table 5: Outstanding civil bills with NID but no COR | 16 |
| Table 6: Outstanding civil bills with COR | 16 |
| Table 7: Time intervals in weeks for civil bill cases | 17 |

| | |
|--|----|
| <u>Table 8: Time intervals in weeks for civil bill applications</u> | 17 |
| <u>Table 9: Equity cases and applications received</u> | 18 |
| <u>Table 10: Equity cases and applications disposed</u> | 19 |
| <u>Table 11: Outstanding equity cases</u> | 20 |
| <u>Table 12: Time intervals in weeks for equity</u> | 21 |
| <u>Table 13: Ejectment cases received</u> | 22 |
| <u>Table 14: Ejectment cases disposed</u> | 22 |
| <u>Table 15: Outstanding ejectment cases with NID</u> | 23 |
| <u>Table 16: Time intervals in weeks for ejectment</u> | 23 |
| <u>Table 17: Number of small claims cases and applications received</u> | 24 |
| <u>Table 18: Number of small claims cases with NOD received</u> | 25 |
| <u>Table 19: Number of small claims cases and applications disposed</u> | 26 |
| <u>Table 20: Outstanding claims with NOD</u> | 27 |
| <u>Table 21: Time intervals in weeks for small claims</u> | 28 |
| <u>Table 22: Number of criminal damage cases and applications received</u> | 29 |
| <u>Table 23: Number of criminal damage cases and applications disposed</u> | 30 |
| <u>Table 24: Outstanding criminal damage cases</u> | 31 |
| <u>Table 25: Time intervals in weeks for criminal damage</u> | 31 |
| <u>Table 26: Divorce petitions by number of decrees granted</u> | 32 |
| <u>Table 27: Divorce petitions by number of decrees absolute issued</u> | 33 |
| <u>Table 28: Matrimonial applications received</u> | 34 |
| <u>Table 29: Matrimonial applications disposed</u> | 35 |
| <u>Table 30: Time intervals in weeks for divorce petitions</u> | 36 |
| <u>Table 31: Time intervals in weeks for divorce applications</u> | 37 |
| <u>Table 32: Licences received and disposed</u> | 38 |
| <u>Table 33: County Court Judge & District Judge Sitting Days</u> | 39 |

1. INTRODUCTION

Civil cases are commenced in the county court if the value of the case is less than £30,000. The financial limit in the County Court increased from £15,000 to £30,000 on the 25 February 2013. However, for claims concerning matrimonial property or compensation for criminal injuries or criminal damage to property, there is no financial limit. The county court also has jurisdiction to hear applications for adoptions and undefended divorces. Applications for intoxicating liquor licences and certificates of registration for clubs are also made to the county court. In addition to its original civil jurisdiction the county court hears appeals under a number of statutory provisions from the magistrates' courts or from other tribunals.

County courts can deal with a wide range of cases, but the most common ones are:-

- landlord and tenant disputes, for example, possession (eviction), rent arrears, repairs
- consumer disputes, for example, faulty goods or services
- personal injury claims (injuries caused by negligence), for example, traffic accidents, falling into holes in the pavement, accidents at work
- undefended divorce cases, but only in some county courts
- some domestic violence cases, but these may also be heard in the magistrates court
- race and sex discrimination cases
- debt problems, for example, a creditor seeking payment
- employment problems, for example, wages or salary owing or pay in lieu of notice.

The county court also deals with small claims. In general, a small claim is one where the value of the claim is not more than £3,000. This limit was increased from £2,000 in May 2011.

The most common types of claim dealt with in the small claims court are:

- compensation for faulty services provided, for example, by builders, dry cleaners and garages
- compensation for faulty goods, for example, televisions or washing machines which go wrong
- disputes between landlords and tenants, for example, rent arrears or compensation for not doing repairs
- wages owed or money in lieu of notice.

All claims arising from regulated credit agreements must be started in the county court, whatever their value.

2. METHODOLOGY

2.1 Data sources

Data contained in Tables 1 to 31 and Table 33 use data that are inputted onto the Integrated Court Operations System (ICOS). This system was implemented across the Northern Ireland Courts and Tribunals Service (NICTS) over a two year period from 2005 to 2007. While ICOS was introduced in the County Court during 2005, data derived from ICOS has been used as the source for official government statistics since 2007, when the implementation of ICOS across all court tiers was completed. ICOS is a live operating system used in each court tier to process every part of court business, from receipt of payments through to the production of final orders made. The data are input into this system on a daily basis by court clerks, and this information is checked and confirmed by another member of staff to ensure the data entries are correct. As data on licence applications received and disposed are not recorded on ICOS, these data are compiled manually by each county court office and submitted on a quarterly basis.

2.2 Methodology for generating data

Analytical Service Group (ASG) Statisticians based within the NICTS take a download of county court information from ICOS on a monthly basis. The information is downloaded using a package called Oracle Discoverer which extracts all the relevant data from ICOS into text files which are refreshed with up to date information each weekend. The text files are downloaded onto a secure internal facility that only specified statistical personnel have access to. The data contained in the files are identified only by numbers and names and addresses are not held. These statistical files are not transmitted outside the NICTS statistical team. ASG statisticians based in the NICTS import these data into the Statistics Package for Social Sciences (SPSS). SPSS is then used to perform extensive data validations to identify potential errors in the data and to ensure the data are reliable and robust.

2.3 Baseline and Time period

Data contained within this bulletin relate to the time series 2007, when ICOS was adopted as the source of county court data, to the current calendar year 2016.

2.4 Frequency of Publication

This bulletin is published on a quarterly basis. The next bulletin will cover the first quarter of 2017 and will be published on 12th May 2017.

2.5 Data quality and validation

ASG statisticians based in the NICTS have invested significant time and effort creating and extensive computer programme within SPSS to validate the information downloaded from ICOS. The programme includes over 100 checks against downloaded court data to: (i) check consistency over time and between variables; (ii) assess the reliability of data using logic checks; (iii) check that variables fall within accepted ranges; and (iv) check with the ICOS Support Team in the event of any major discrepancies that have occurred since the last download. The validation program produces user friendly tables highlighting the potential problems which are circulated to each county court venue as a validation report. The NICTS statistics team then ensure that all validations relating to the reporting period are amended prior to publication. Once these amendments have been checked, SPSS syntax programming is then used to generate the tables in the publication.

2.6 Counting rules

Receipts are counted from the date the case is entered onto ICOS and the fees are received. Disposals are counted from the result date that a final order was made against the case changing the case status to dealt with. On 31st October 2016, a single County Court Division called “The County Court of Northern Ireland” will replace the seven existing County Court Divisions. As a consequence of this change, data contained in the County Court Bulletin is now disaggregated by Court Office (Processing Office). Data will also continue to be published by the seven existing County Court Divisions until the end of 2016.

2.6 Interpreting trends

Care should be taken when comparing data trends before and after 2005, when ICOS was introduced as the source for the majority of county court data. Additionally, due to on-going changes to the legal jurisdiction of the county court, users should be cautious of comparing trends in small claims and ordinary civil bills. Changes made to the upper limit of small claims in May 2011 (from £2,000 to £3,000) will have resulted in some claims that would have previously been ordinary civil bills becoming small claims. Also, changes to jurisdiction to increase the upper limit of ordinary civil bills during February 2013 (from £15,000 to £30,000) will have resulted in some cases that were previously High Court writs becoming ordinary civil bills. For further advice on differences in data between years, please contact the statistician responsible for this bulletin.

2.7 Revisions

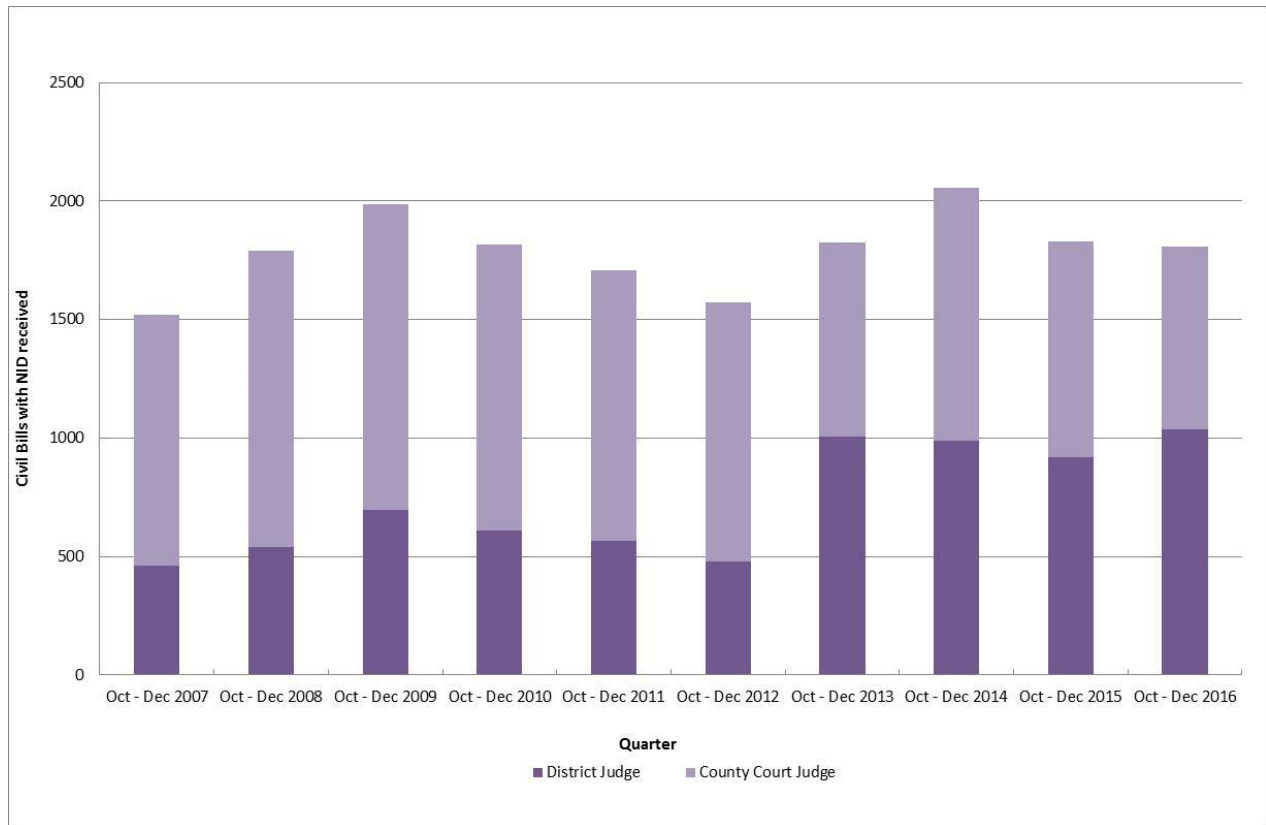
Any revision to data will be applied in light of the ASG (NICTS) Statistical Note ‘Policy Statement on Revisions’ which can be found on the Statistics and Research page of the Services section on the NICTS website (www.courtsni.gov.uk). Incorrect figures of changes to this publication will be published on the web in a formal Statistical Notice.

3. FINDINGS

3.1 Ordinary civil bills

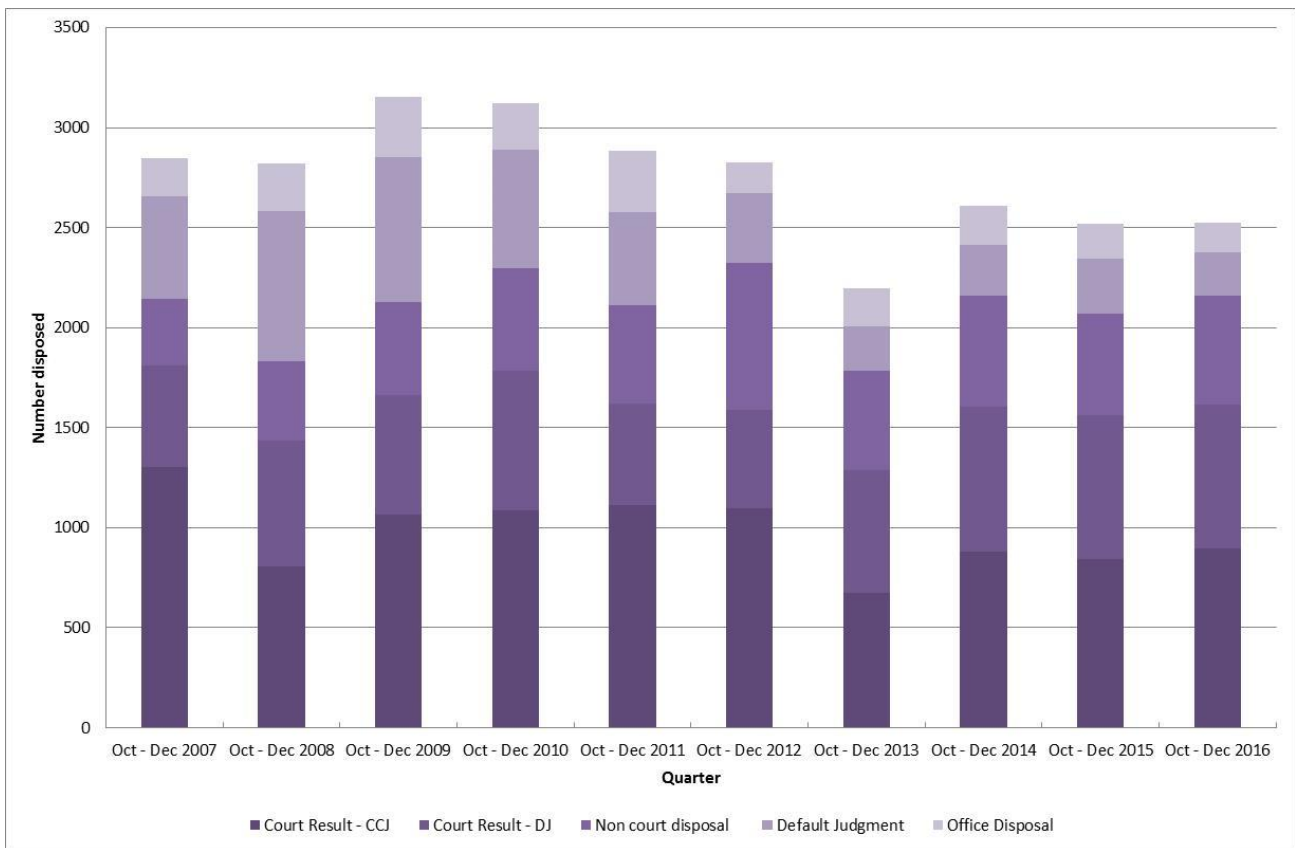
There were 1,808 civil bills with a notice of intention to defend (NID) received, a 1% decrease on the same quarter last year (1,829) (Figure 1).

Figure 1: Civil bills with NID received: October - December 2007 to October - December 2016



In total, 2,527 civil bills were disposed, a similar number to the 2,519 disposed during the same period in 2015 (Figure 2).

Figure 2: Civil bills disposed, by method of disposal: October - December 2007 to October - December 2016



The average time taken from issue to disposal of a civil bill was 59 weeks, compared to the 55 weeks reported for the same quarter in 2015.

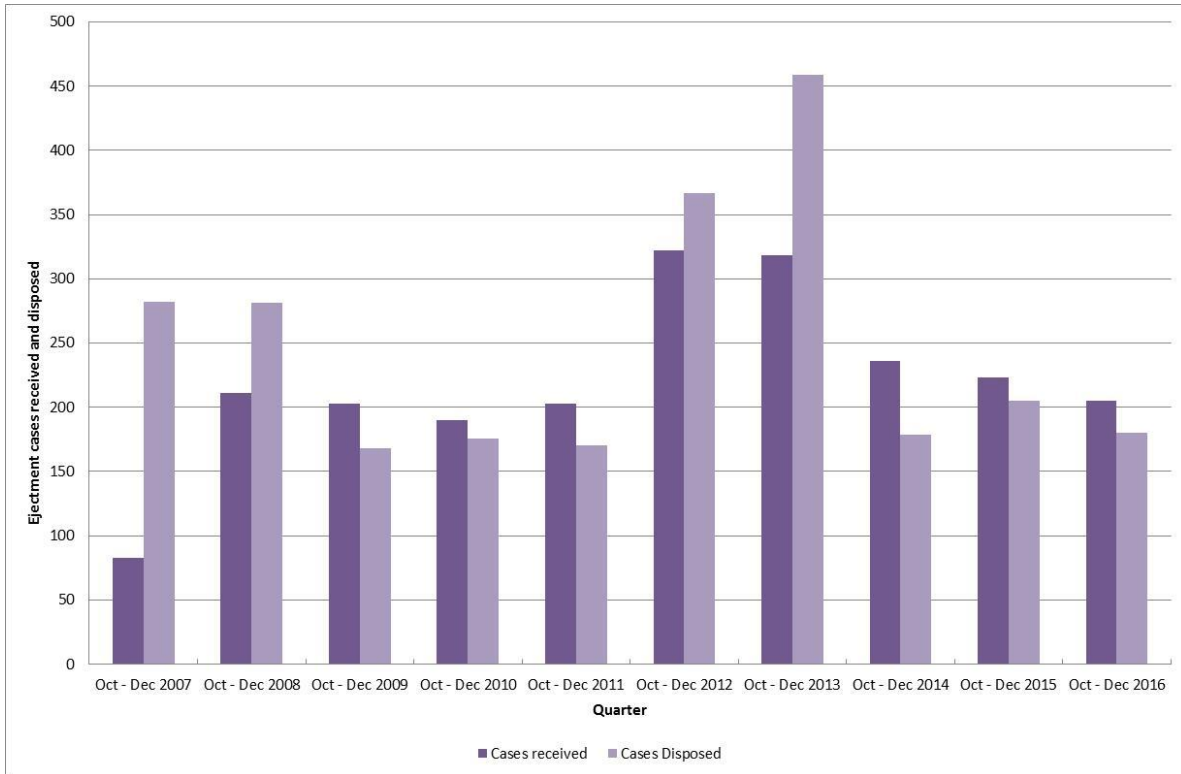
3.2 Equity

A total of 34 equity cases were received during October to December 2016, the same as the number received during the period October to December 2015, while the number of equity cases disposed increased slightly from 28 during the period October to December 2015, to 29 this quarter. The average time taken from issue to disposal of equity cases was 76 weeks, down from 108 weeks during the same period last year. The relatively small number of equity cases disposed each quarter can lead to significant changes in average times observed from issue to disposal.

3.3 Ejectment

A total of 205 ejectment cases were received, down 8% on the 223 cases received during October to December 2015, with the number of ejectment cases disposed decreasing by 12%, from 205 in the same quarter last year to 180 this quarter (Figure 3).

Figure 3: Ejectment cases received and disposed: October - December 2007 to October - December 2016



The overall trend in ejectment cases received since 2007 is similar to the number of mortgage cases received in the High Court over the same time and is likely to be due to the economic conditions of this period.

The average time taken from issue to disposal for ejectment cases was 21 weeks, compared to 16 weeks during the October to December quarter in 2015.

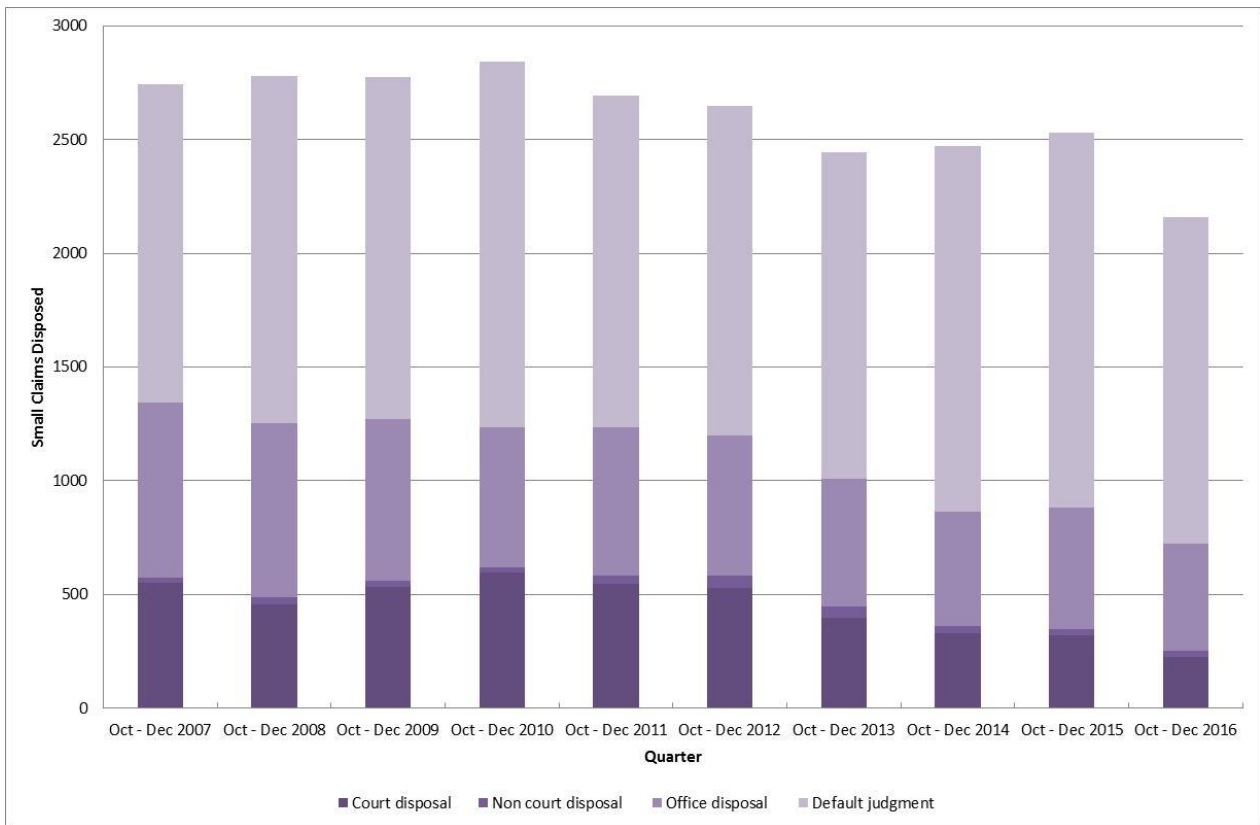
3.4 Small claims

2,450 small claims were received, down 6% on the 2,604, received during the same quarter last year.

The number of small claims cases disposed decreased by 15% from 2,533 during October to December 2015 to 2,160 this quarter, the lowest number during this quarter since the beginning of the time series in 2007.

Of the 2,160 small claims disposed during the quarter, the majority (67%) were disposed by way of default judgment, a situation observed during each of the October to December quarters since the beginning of the time series in 2007 (Figure 4).

Figure 4: Small claims cases disposed, by type of disposal: October - December 2007 to October - December 2016

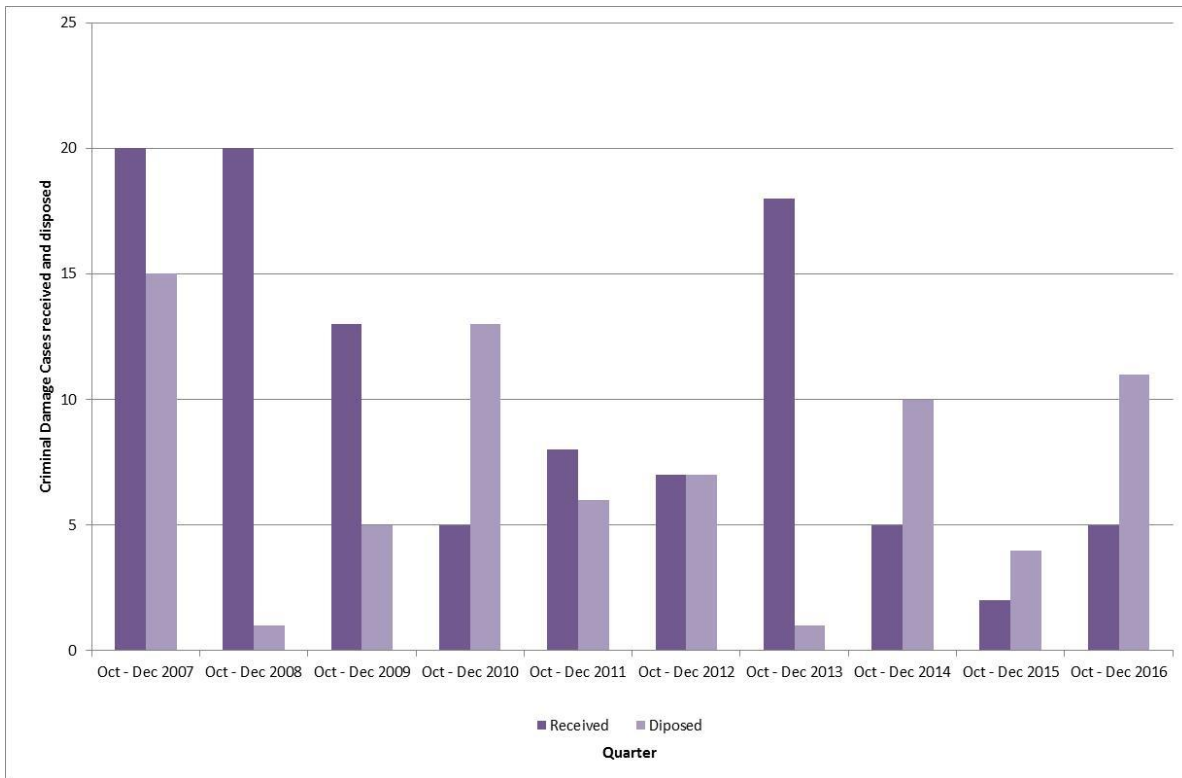


The average number of weeks from issue to disposal for small claims cases was 18 weeks, compared to 22 weeks during the corresponding quarter last year.

3.5 Criminal Damage

Five criminal damage cases were received and eleven cases were disposed during the quarter. This compares with two cases received and four cases disposed during the same quarter in 2015 (Figure 5).

Figure 5: Criminal Damage cases received and disposed: October - December 2007 to October - December 2016



The average time taken in weeks from issue to disposal of Criminal Damage cases disposed was 342 weeks, compared to 136 weeks for cases disposed during the same period last year. The relatively small number of cases disposed each quarter can lead to significant changes in average times observed from issue to disposal.

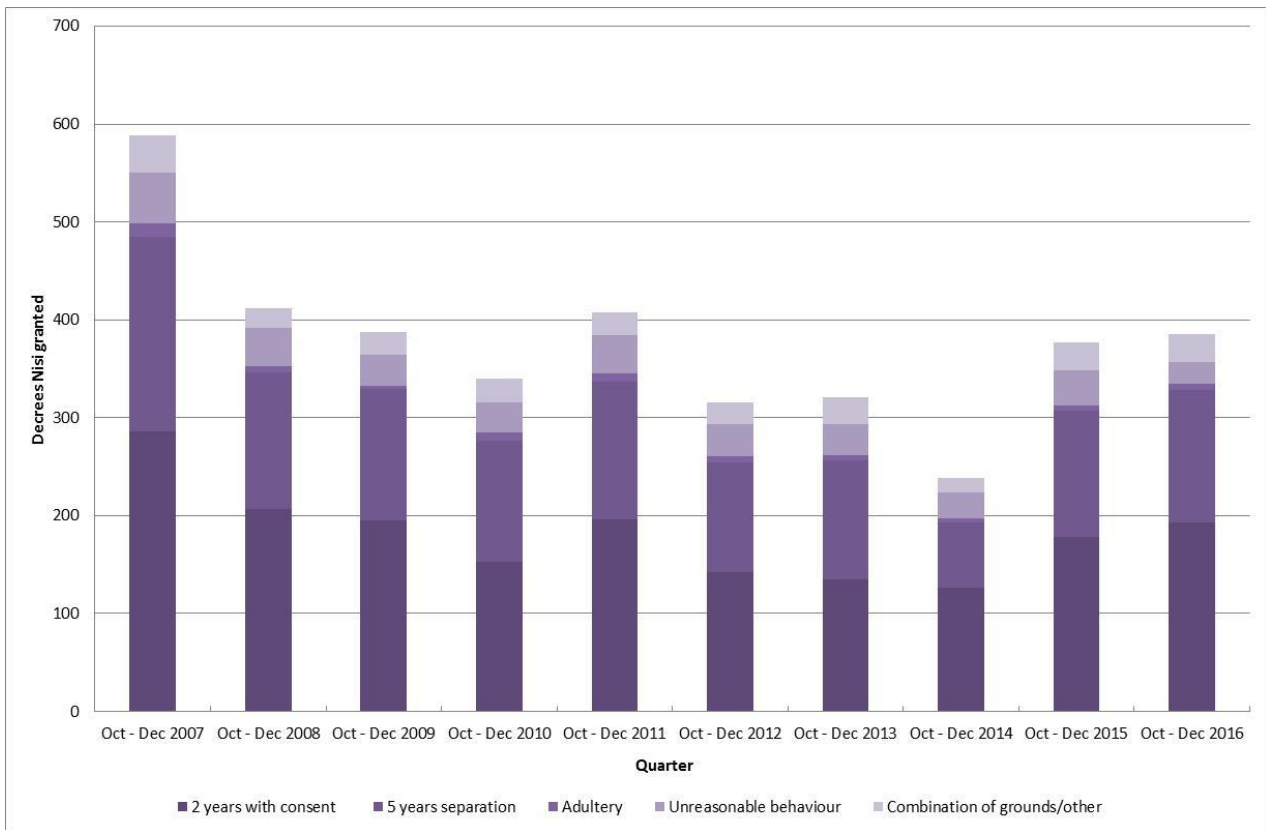
3.6 Divorces

While all divorces are received in the High Court, divorce decrees are granted and decrees absolute issued in the County Court for less contentious and undefended cases.

A total of 385 divorce decrees were granted in the county court, up 2% on the 377 granted during the same period last year.

The main type of divorce decree granted was ‘2 years with consent’ accounting for 50% of decrees (193), followed by ‘5 years separation’, 35% (135) of decrees (Figure 6).

Figure 6: Divorce petitions by number of decrees granted, by type: October - December 2007 to October – December 2016



A total of 393 decrees absolute were issued in the county court, a decrease of 23% on the 511 issued during the period October to December 2015. Again the most common type of decree absolute was ‘2 years with consent’, accounting for 50% (196) of cases.

The average time taken from issue to the date a divorce decree was granted was 27 weeks, with an average of nine weeks from the date the decree was granted until the date the decree absolute was issued. This compares to 30 weeks and eight weeks during the same period last year.

3.7 Licences

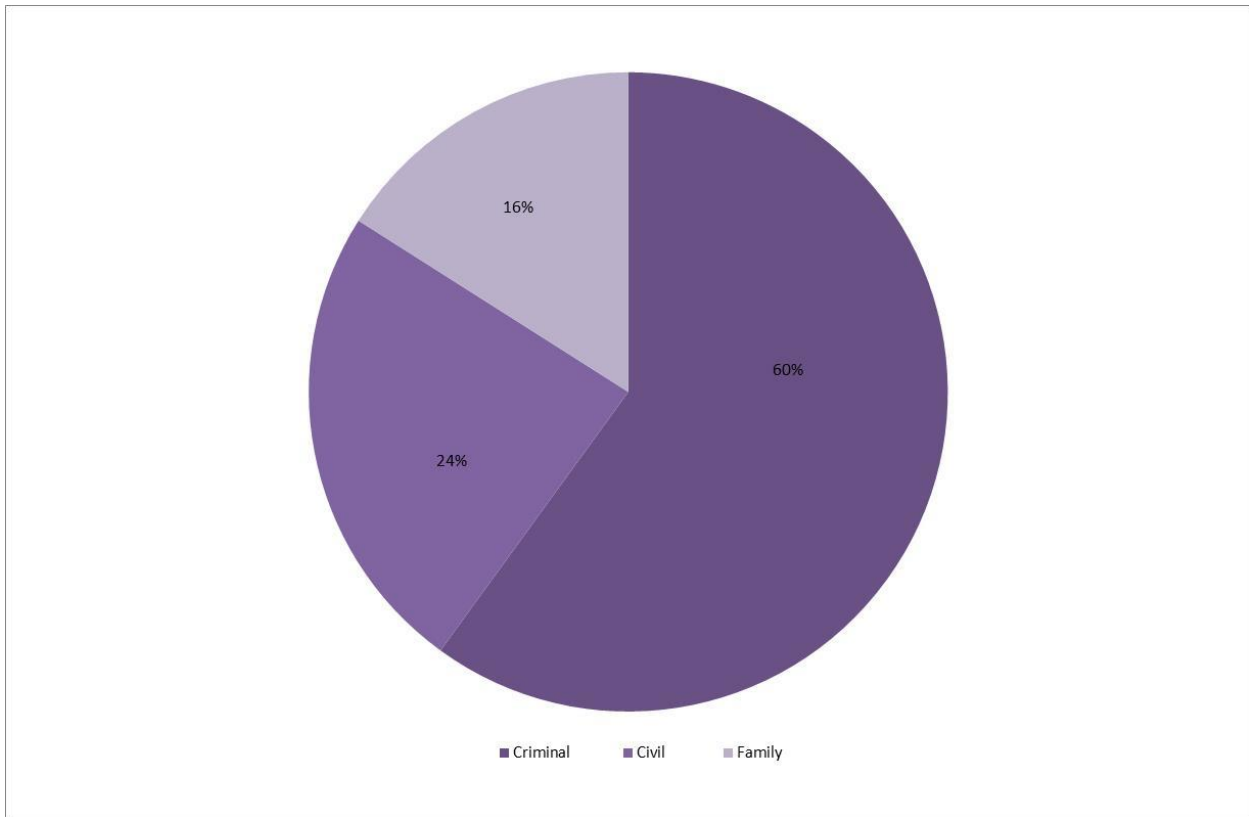
There were 59 licence applications received and 70 disposed, compared to the 58 received and 42 disposed during the same quarter last year.

3.8 Sitting Days

County Court and District Judges sat a total of 1,169 sitting days during the quarter, up 6% on the 1,101 sitting days recorded during the period October to December 2015.

Within these 1,169 sitting days, 60% of time was spent on criminal business, 24% of time was spent on civil business and 16% of time was spent on family business (Figure 7).

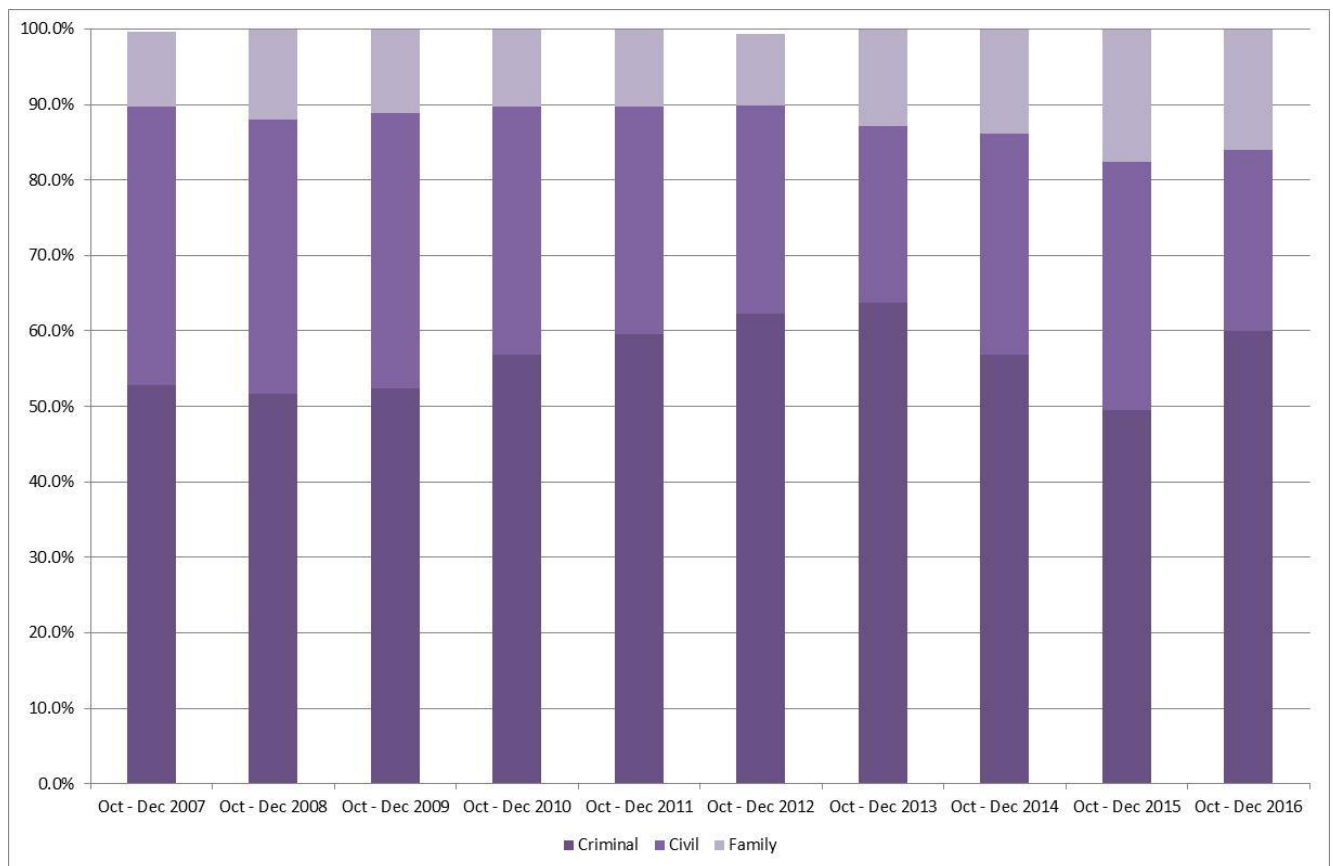
Figure 7: County Court Sitting Days by Business Type: October - December 2016



The proportion of time spent on criminal business has displayed a steady increase from 53% during October to December 2007 to 64% during the quarter October to December 2013. This is largely reflective of County Court Judges dealing with increased volumes of cases in the Crown Court over the period.

The proportion of time spent on criminal business then decreased to 50% during October to December 2015. This decrease was reflective of the action taken by a number of solicitors and counsel who withdrew their representation from a number of Crown Court cases in response to the introduction, in May 2015, of new rules in relation to legal aid remuneration. Following resolution of this dispute in February 2016, activity in the Crown Court has increased while the backlog of cases arising from the dispute is addressed. This has resulted in an increase both in the number of days sat by County Court Judges and the proportion of time spent on criminal business (60%) during October to December 2016.

Figure 8: County Court Sitting Days by Business Type: October - December 2007 to October - December 2016



APPENDIX 1

Civil Bills

Table 1: Number of ordinary civil bill cases and applications received

| | Division | Court Office | |
|-------------------------|------------------------------|--------------|--------------|
| Case | Antrim | Antrim | 3 |
| | | Ballymena | 5 |
| | | Coleraine | 170 |
| | | Total | 178 |
| | Ards | Downpatrick | 3 |
| | | Newtownards | 217 |
| | | Total | 220 |
| | Armagh and South Down | Armagh | 0 |
| | | Newry | 98 |
| | | Total | 98 |
| | Belfast | Laganside | 1,644 |
| | | Total | 1,644 |
| | Craigavon | Craigavon | 192 |
| | | Lisburn | 2 |
| | | Total | 194 |
| | Fermanagh and Tyrone | Omagh | 143 |
| | | Enniskillen | 2 |
| | | Dungannon | 2 |
| | | Total | 147 |
| | Londonderry | Londonderry | 130 |
| Total | | 130 | |
| Northern Ireland | Total | 2,611 | |
| Application | Antrim | Antrim | 8 |
| | | Ballymena | 9 |
| | | Coleraine | 63 |
| | | Total | 80 |
| | Ards | Downpatrick | 8 |
| | | Newtownards | 101 |
| | | Total | 109 |
| | Armagh and South Down | Armagh | 4 |
| | | Newry | 67 |
| | | Total | 71 |
| | Belfast | Laganside | 629 |
| | | Total | 629 |
| | Craigavon | Craigavon | 140 |
| | | Lisburn | 3 |
| | | Total | 143 |
| | Fermanagh and Tyrone | Omagh | 100 |
| | | Enniskillen | 0 |
| | | Dungannon | 0 |
| | | Total | 100 |
| | Londonderry | Londonderry | 87 |
| Total | | 87 | |
| Northern Ireland | Total | 1,219 | |

Table 2: Number of ordinary civil bill cases with NIDs received by judicial level

| Division | Court Office | County court judge | District judge | Total |
|-----------------------|--------------|--------------------|----------------|-------|
| Antrim | Antrim | 1 | 1 | 2 |
| | Ballymena | 0 | 1 | 1 |
| | Coleraine | 67 | 102 | 169 |
| | Total | 68 | 104 | 172 |
| Ards | Downpatrick | 2 | 0 | 2 |
| | Newtownards | 68 | 143 | 211 |
| | Total | 70 | 143 | 213 |
| Armagh and South Down | Armagh | 1 | 0 | 1 |
| | Newry | 43 | 67 | 110 |
| | Total | 44 | 67 | 111 |
| Belfast | Laganside | 431 | 404 | 835 |
| | Total | 431 | 404 | 835 |
| Craigavon | Craigavon | 53 | 143 | 196 |
| | Lisburn | 0 | 1 | 1 |
| | Total | 53 | 144 | 197 |
| Fermanagh and Tyrone | Omagh | 65 | 85 | 150 |
| | Enniskillen | 1 | 0 | 1 |
| | Dungannon | 0 | 1 | 1 |
| | Total | 66 | 86 | 152 |
| Londonderry | Londonderry | 41 | 87 | 128 |
| | Total | 41 | 87 | 128 |
| Northern Ireland | Total | 773 | 1,035 | 1,808 |

Table 3: Number of ordinary civil bills cases and applications disposed

| | Division | Court Office | Court result - CCJ | Court result - DJ | Non court disposals | Default judgement | Office disposal | Total |
|-------------------------|--------------------------------|--------------------------------|--------------------|-------------------|---------------------|-------------------|-----------------|-------|
| Case | Antrim | Antrim | 3 | 0 | 2 | 0 | 2 | 7 |
| | | Ballymena | 3 | 1 | 4 | 2 | 2 | 12 |
| | | Coleraine | 40 | 65 | 66 | 6 | 14 | 191 |
| | | Total | 46 | 66 | 72 | 8 | 18 | 210 |
| | Ards | Downpatrick | 0 | 3 | 0 | 0 | 0 | 3 |
| | | Newtownards | 48 | 85 | 61 | 4 | 16 | 214 |
| | | Total | 48 | 88 | 61 | 4 | 16 | 217 |
| | Armagh and South Down | Armagh | 3 | 8 | 3 | 0 | 0 | 14 |
| | | Newry | 33 | 57 | 32 | 4 | 8 | 134 |
| | | Total | 36 | 65 | 35 | 4 | 8 | 148 |
| | Belfast | Laganside | 587 | 300 | 193 | 9 | 46 | 1,135 |
| | | Total | 587 | 300 | 193 | 9 | 46 | 1,135 |
| | Civil Processing Centre | Civil Processing Centre | 0 | 0 | 28 | 192 | 19 | 239 |
| | | Total | 0 | 0 | 28 | 192 | 19 | 239 |
| | Craigavon | Craigavon | 78 | 9 | 70 | 1 | 16 | 174 |
| | | Lisburn | 9 | 1 | 11 | 0 | 5 | 26 |
| | | Total | 87 | 10 | 81 | 1 | 21 | 200 |
| | Fermanagh and Tyrone | Omagh | 43 | 111 | 37 | 1 | 7 | 199 |
| | | Enniskillen | 1 | 2 | 0 | 0 | 0 | 3 |
| | | Dungannon | 1 | 2 | 0 | 0 | 1 | 4 |
| Total | | 45 | 115 | 37 | 1 | 8 | 206 | |
| Londonderry | Londonderry | 45 | 76 | 38 | 1 | 12 | 172 | |
| | Total | 45 | 76 | 38 | 1 | 12 | 172 | |
| Northern Ireland | Total | 894 | 720 | 545 | 220 | 148 | 2,527 | |
| Application | Antrim | Antrim | 3 | 1 | 5 | 0 | 0 | 9 |
| | | Ballymena | 2 | 0 | 3 | 0 | 0 | 5 |
| | | Coleraine | 7 | 5 | 21 | 0 | 0 | 33 |
| | | Total | 12 | 6 | 29 | 0 | 0 | 47 |
| | Ards | Downpatrick | 3 | 0 | 2 | 0 | 0 | 5 |
| | | Newtownards | 4 | 18 | 33 | 0 | 0 | 55 |
| | | Total | 7 | 18 | 35 | 0 | 0 | 60 |
| | Armagh and South Down | Armagh | 0 | 2 | 1 | 0 | 0 | 3 |
| | | Newry | 10 | 10 | 22 | 0 | 0 | 42 |
| | | Total | 10 | 12 | 23 | 0 | 0 | 45 |
| | Belfast | Laganside | 29 | 46 | 142 | 0 | 0 | 217 |
| | | Total | 29 | 46 | 142 | 0 | 0 | 217 |
| | Civil Processing Centre | Civil Processing Centre | 0 | 0 | 16 | 0 | 0 | 16 |
| | | Total | 0 | 0 | 16 | 0 | 0 | 16 |
| | Craigavon | Craigavon | 14 | 0 | 46 | 0 | 0 | 60 |
| | | Lisburn | 2 | 0 | 1 | 0 | 0 | 3 |
| | | Total | 16 | 0 | 47 | 0 | 0 | 63 |
| | Fermanagh and Tyrone | Omagh | 5 | 5 | 40 | 0 | 0 | 50 |
| | | Enniskillen | 0 | 0 | 0 | 0 | 0 | 0 |
| | | Dungannon | 0 | 0 | 0 | 0 | 0 | 0 |
| Total | | 5 | 5 | 40 | 0 | 0 | 50 | |
| Londonderry | Londonderry | 5 | 14 | 29 | 0 | 0 | 48 | |
| | Total | 5 | 14 | 29 | 0 | 0 | 48 | |
| Northern Ireland | Total | 84 | 101 | 361 | 0 | 0 | 546 | |

Table 4: Number of ordinary civil bills cases by amount awarded¹

| | Division | Court Office | No value | Less than £1000 | £1000-2999 | £3000-4999 | Over £5000 | Total |
|------|-----------------------|--------------|----------|-----------------|------------|------------|------------|-------|
| Case | Antrim | Antrim | 0 | 0 | 0 | 1 | 2 | 3 |
| | | Ballymena | 0 | 1 | 0 | 1 | 2 | 4 |
| | | Coleraine | 21 | 5 | 22 | 19 | 38 | 105 |
| | | Total | 21 | 6 | 22 | 21 | 42 | 112 |
| | Ards | Downpatrick | 2 | 1 | 0 | 0 | 0 | 3 |
| | | Newtownards | 28 | 5 | 19 | 30 | 51 | 133 |
| | | Total | 30 | 6 | 19 | 30 | 51 | 136 |
| | Armagh and South Down | Armagh | 1 | 0 | 5 | 1 | 4 | 11 |
| | | Newry | 15 | 1 | 23 | 22 | 29 | 90 |
| | | Total | 16 | 1 | 28 | 23 | 33 | 101 |
| | Belfast | Laganside | 498 | 29 | 128 | 93 | 139 | 887 |
| | | Total | 498 | 29 | 128 | 93 | 139 | 887 |
| | Craigavon | Craigavon | 20 | 9 | 15 | 17 | 26 | 87 |
| | | Lisburn | 3 | 0 | 1 | 3 | 3 | 10 |
| | | Total | 23 | 9 | 16 | 20 | 29 | 97 |
| | Fermanagh and Tyrone | Omagh | 43 | 13 | 23 | 34 | 41 | 154 |
| | | Enniskillen | 2 | 0 | 0 | 0 | 1 | 3 |
| | | Dungannon | 1 | 0 | 1 | 0 | 1 | 3 |
| | | Total | 46 | 13 | 24 | 34 | 43 | 160 |
| | Londonderry | Londonderry | 55 | 9 | 21 | 14 | 22 | 121 |
| | | Total | 55 | 9 | 21 | 14 | 22 | 121 |
| | Northern Ireland | Total | 689 | 73 | 258 | 235 | 359 | 1,614 |

¹ Excludes cases that were adjourned generally, default judgements or had office disposals

Table 5: Outstanding civil bills with NID but no COR

| | Division | Court Office | County Court Judge | District Judge | Total |
|------------------|-----------------------|--------------|--------------------|----------------|-------|
| Case | Antrim | Antrim | 4 | 3 | 7 |
| | | Ballymena | 4 | 9 | 13 |
| | | Coleraine | 184 | 196 | 380 |
| | | Total | 192 | 208 | 400 |
| | Ards | Downpatrick | 2 | 3 | 5 |
| | | Newtownards | 113 | 211 | 324 |
| | | Total | 115 | 214 | 329 |
| | Armagh and South Down | Armagh | 21 | 17 | 38 |
| | | Newry | 148 | 140 | 288 |
| | | Total | 169 | 157 | 326 |
| | Belfast | Laganside | 1,713 | 952 | 2,665 |
| | | Total | 1,713 | 952 | 2,665 |
| | Craigavon | Craigavon | 119 | 208 | 327 |
| | | Lisburn | 11 | 12 | 23 |
| | | Total | 130 | 220 | 350 |
| | Fermanagh and Tyrone | Omagh | 266 | 237 | 503 |
| | | Enniskillen | 1 | 1 | 2 |
| | | Dungannon | 0 | 1 | 1 |
| | | Total | 267 | 239 | 506 |
| | Londonderry | Londonderry | 123 | 157 | 280 |
| Total | | 123 | 157 | 280 | |
| Northern Ireland | Total | 2,709 | 2,147 | 4,856 | |

Table 6: Outstanding civil bills with COR

| Division | Court Office | County court judge | District judge | Total |
|-----------------------|--------------|--------------------|----------------|-------|
| Antrim | Antrim | 0 | 4 | 4 |
| | Ballymena | 6 | 3 | 9 |
| | Coleraine | 67 | 65 | 132 |
| | Total | 73 | 72 | 145 |
| Ards | Downpatrick | 0 | 0 | 0 |
| | Newtownards | 24 | 89 | 113 |
| | Total | 24 | 89 | 113 |
| Armagh and South Down | Armagh | 1 | 3 | 4 |
| | Newry | 50 | 52 | 102 |
| | Total | 51 | 55 | 106 |
| Belfast | Laganside | 766 | 326 | 1,092 |
| | Total | 766 | 326 | 1,092 |
| Craigavon | Craigavon | 48 | 81 | 129 |
| | Lisburn | 23 | 11 | 34 |
| | Total | 71 | 92 | 163 |
| Fermanagh and Tyrone | Omagh | 88 | 101 | 189 |
| | Enniskillen | 1 | 0 | 1 |
| | Dungannon | 3 | 3 | 6 |
| | Total | 92 | 104 | 196 |
| Londonderry | Londonderry | 30 | 51 | 81 |
| | Total | 30 | 51 | 81 |
| Northern Ireland | Total | 1,107 | 789 | 1,896 |

Table 7: Time intervals in weeks for civil bill cases²

| | Division | Court Office | Issue to disposal |
|-------------------------|------------------------------|--------------|-------------------|
| Case | Antrim | Antrim | 21 |
| | | Ballymena | 107 |
| | | Coleraine | 44 |
| | | Total | 45 |
| | Ards | Downpatrick | 15 |
| | | Newtownards | 39 |
| | | Total | 38 |
| | Armagh and South Down | Armagh | 61 |
| | | Newry | 51 |
| | | Total | 52 |
| | Belfast | Laganside | 63 |
| | | Total | 63 |
| | Craigavon | Craigavon | 53 |
| | | Lisburn | 58 |
| | | Total | 54 |
| | Fermanagh and Tyrone | Omagh | 64 |
| | | Enniskillen | 266 |
| | | Dungannon | 175 |
| | | Total | 70 |
| | Londonderry | Londonderry | 56 |
| Total | | 56 | |
| Northern Ireland | Total | 59 | |

² Excludes default judgements and office disposals

Table 8: Time intervals in weeks for civil bill applications²

| | Division | Court Office | Issue to disposal |
|-------------------------|------------------------------|--------------|-------------------|
| Application | Antrim | Antrim | 9 |
| | | Ballymena | 10 |
| | | Coleraine | 10 |
| | | Total | 10 |
| | Ards | Downpatrick | 3 |
| | | Newtownards | 9 |
| | | Total | 8 |
| | Armagh and South Down | Armagh | 22 |
| | | Newry | 10 |
| | | Total | 11 |
| | Belfast | Laganside | 16 |
| | | Total | 16 |
| | Craigavon | Craigavon | 10 |
| | | Lisburn | 23 |
| | | Total | 12 |
| | Fermanagh and Tyrone | Omagh | 12 |
| | | Enniskillen | 0 |
| | | Dungannon | 0 |
| | | Total | 12 |
| | Londonderry | Londonderry | 10 |
| Total | | 10 | |
| Northern Ireland | Total | 13 | |

² Excludes default judgements and office disposals

Equity

Table 9: Equity cases and applications received

| | Division | Court Office | |
|-------------------------|------------------------------|--------------------|----|
| Case | Antrim | Antrim | 0 |
| | | Ballymena | 0 |
| | | Coleraine | 3 |
| | | Total | 3 |
| | Ards | Downpatrick | 1 |
| | | Newtownards | 0 |
| | | Total | 1 |
| | Armagh and South Down | Armagh | 0 |
| | | Newry | 2 |
| | | Total | 2 |
| | Belfast | Laganside | 13 |
| | | Total | 13 |
| | Craigavon | Craigavon | 2 |
| | | Lisburn | 0 |
| | | Total | 2 |
| | Fermanagh and Tyrone | Omagh | 10 |
| | | Enniskillen | 0 |
| | | Dungannon | 0 |
| | | Total | 10 |
| | Londonderry | Londonderry | 3 |
| Total | | 3 | |
| Northern Ireland | Total | 34 | |
| Application | Antrim | Antrim | 0 |
| | | Ballymena | 2 |
| | | Coleraine | 0 |
| | | Total | 2 |
| | Ards | Downpatrick | 0 |
| | | Newtownards | 0 |
| | | Total | 0 |
| | Armagh and South Down | Armagh | 0 |
| | | Newry | 6 |
| | | Total | 6 |
| | Belfast | Laganside | 3 |
| | | Total | 3 |
| | Craigavon | Craigavon | 0 |
| | | Lisburn | 0 |
| | | Total | 0 |
| | Fermanagh and Tyrone | Omagh | 9 |
| | | Enniskillen | 0 |
| | | Dungannon | 0 |
| | | Total | 9 |
| | Londonderry | Londonderry | 0 |
| Total | | 0 | |
| Northern Ireland | Total | 20 | |

Table 10: Equity cases and applications disposed

| | Division | Court Office | Court result - CCJ | Court result - DJ | Non court disposals | Total | |
|------------------------------|------------------------------|---------------|--------------------|-------------------|---------------------|-------|---|
| Case | Antrim | Antrim | 0 | 0 | 0 | 0 | |
| | | Ballymena | 0 | 0 | 0 | 0 | |
| | | Coleraine | 0 | 1 | 0 | 1 | |
| | | Total | 0 | 1 | 0 | 1 | |
| | Ards | Downpatrick | 0 | 0 | 0 | 0 | |
| | | Newtownards | 4 | 0 | 0 | 4 | |
| | | Total | 4 | 0 | 0 | 4 | |
| | Armagh and South Down | Armagh | 0 | 0 | 1 | 1 | |
| | | Newry | 4 | 0 | 0 | 4 | |
| | | Total | 4 | 0 | 1 | 5 | |
| | Belfast | Laganside | 3 | 0 | 1 | 4 | |
| | | Total | 3 | 0 | 1 | 4 | |
| | Craigavon | Craigavon | 5 | 0 | 1 | 6 | |
| | | Lisburn | 0 | 0 | 0 | 0 | |
| | | Total | 5 | 0 | 1 | 6 | |
| | Fermanagh and Tyrone | Omagh | 4 | 1 | 2 | 7 | |
| | | Enniskillen | 0 | 0 | 0 | 0 | |
| | | Dungannon | 0 | 0 | 0 | 0 | |
| | | Total | 4 | 1 | 2 | 7 | |
| | Londonderry | Londonderry | 2 | 0 | 0 | 2 | |
| | | Total | 2 | 0 | 0 | 2 | |
| | Northern Ireland | Total | 22 | 2 | 5 | 29 | |
| | Application | Antrim | Antrim | 0 | 0 | 0 | 0 |
| | | | Ballymena | 0 | 1 | 0 | 1 |
| | | | Coleraine | 0 | 1 | 0 | 1 |
| | | | Total | 0 | 2 | 0 | 2 |
| | | Ards | Downpatrick | 0 | 0 | 0 | 0 |
| | | | Newtownards | 1 | 0 | 0 | 1 |
| | | | Total | 1 | 0 | 0 | 1 |
| Armagh and South Down | | Armagh | 0 | 0 | 0 | 0 | |
| | | Newry | 2 | 1 | 1 | 4 | |
| | | Total | 2 | 1 | 1 | 4 | |
| Belfast | | Laganside | 0 | 0 | 1 | 1 | |
| | | Total | 0 | 0 | 1 | 1 | |
| Craigavon | | Craigavon | 0 | 0 | 0 | 0 | |
| | | Lisburn | 0 | 0 | 0 | 0 | |
| | | Total | 0 | 0 | 0 | 0 | |
| Fermanagh and Tyrone | | Omagh | 7 | 1 | 1 | 9 | |
| | | Enniskillen | 0 | 0 | 0 | 0 | |
| | | Dungannon | 0 | 0 | 0 | 0 | |
| | | Total | 7 | 1 | 1 | 9 | |
| Londonderry | | Londonderry | 0 | 0 | 1 | 1 | |
| | | Total | 0 | 0 | 1 | 1 | |
| Northern Ireland | | Total | 10 | 4 | 4 | 18 | |

Table 11: Outstanding equity cases

| | Division | Court Office | |
|-------------|------------------------------|--------------------|-----|
| Case | Antrim | Antrim | 0 |
| | | Ballymena | 6 |
| | | Coleraine | 25 |
| | | Total | 31 |
| | Ards | Downpatrick | 5 |
| | | Newtownards | 17 |
| | | Total | 22 |
| | Armagh and South Down | Armagh | 0 |
| | | Newry | 32 |
| | | Total | 32 |
| | Belfast | Laganside | 57 |
| | | Total | 57 |
| | Craigavon | Craigavon | 14 |
| | | Lisburn | 1 |
| | | Total | 15 |
| | Fermanagh and Tyrone | Omagh | 52 |
| | | Enniskillen | 0 |
| | | Dungannon | 0 |
| | | Total | 52 |
| | Londonderry | Londonderry | 22 |
| | | Total | 22 |
| | Northern Ireland | Total | 231 |

Table 12: Time intervals in weeks for equity

| | Division | Court Office | Issue to disposal |
|------------------|-----------------------|--------------|-------------------|
| Case | Antrim | Antrim | 0 |
| | | Ballymena | 0 |
| | | Coleraine | 24 |
| | | Total | 24 |
| | Ards | Downpatrick | 0 |
| | | Newtownards | 155 |
| | | Total | 155 |
| | Armagh and South Down | Armagh | 0 |
| | | Newry | 63 |
| | | Total | 63 |
| | Belfast | Laganside | 53 |
| | | Total | 53 |
| | Craigavon | Craigavon | 41 |
| | | Lisburn | 0 |
| | | Total | 41 |
| | Fermanagh and Tyrone | Omagh | 102 |
| | | Enniskillen | 0 |
| | | Dungannon | 0 |
| | | Total | 102 |
| | Londonderry | Londonderry | 31 |
| Total | | 31 | |
| Northern Ireland | Total | 76 | |
| Application | Antrim | Antrim | 0 |
| | | Ballymena | 1 |
| | | Coleraine | 6 |
| | | Total | 3 |
| | Ards | Downpatrick | 0 |
| | | Newtownards | 18 |
| | | Total | 18 |
| | Armagh and South Down | Armagh | 0 |
| | | Newry | 28 |
| | | Total | 28 |
| | Belfast | Laganside | 0 |
| | | Total | 0 |
| | Craigavon | Craigavon | 0 |
| | | Lisburn | 0 |
| | | Total | 0 |
| | Fermanagh and Tyrone | Omagh | 5 |
| | | Enniskillen | 0 |
| | | Dungannon | 0 |
| | | Total | 5 |
| | Londonderry | Londonderry | 0 |
| Total | | 0 | |
| Northern Ireland | Total | 11 | |

Ejectment

Table 13: Ejectment cases received

| Case | Division | Court Office | |
|------------------|-----------------------|--------------|-----|
| | Antrim | Antrim | 0 |
| | | Ballymena | 0 |
| | | Coleraine | 9 |
| | | Total | 9 |
| | Ards | Downpatrick | 0 |
| | | Newtownards | 29 |
| | | Total | 29 |
| | Armagh and South Down | Armagh | 0 |
| | | Newry | 10 |
| | | Total | 10 |
| | Belfast | Laganside | 115 |
| | | Total | 115 |
| | Craigavon | Craigavon | 17 |
| | | Lisburn | 0 |
| | | Total | 17 |
| | Fermanagh and Tyrone | Omagh | 19 |
| | | Enniskillen | 0 |
| | | Dungannon | 0 |
| | | Total | 19 |
| | Londonderry | Londonderry | 6 |
| Total | | 6 | |
| Northern Ireland | Total | 205 | |

Table 14: Ejectment cases disposed

| Case | Division | Court Office | Court result - CCJ | Court result - DJ | Non court disposals | Total |
|------------------|-----------------------|--------------|--------------------|-------------------|---------------------|-------|
| | Antrim | Antrim | 0 | 0 | 0 | 0 |
| | | Ballymena | 2 | 0 | 0 | 2 |
| | | Coleraine | 14 | 0 | 0 | 14 |
| | | Total | 16 | 0 | 0 | 16 |
| | Ards | Downpatrick | 0 | 0 | 0 | 0 |
| | | Newtownards | 1 | 30 | 2 | 33 |
| | | Total | 1 | 30 | 2 | 33 |
| | Armagh and South Down | Armagh | 2 | 0 | 0 | 2 |
| | | Newry | 4 | 0 | 0 | 4 |
| | | Total | 6 | 0 | 0 | 6 |
| | Belfast | Laganside | 3 | 67 | 1 | 71 |
| | | Total | 3 | 67 | 1 | 71 |
| | Craigavon | Craigavon | 0 | 24 | 1 | 25 |
| | | Lisburn | 0 | 1 | 0 | 1 |
| | | Total | 0 | 25 | 1 | 26 |
| | Fermanagh and Tyrone | Omagh | 15 | 0 | 0 | 15 |
| | | Enniskillen | 0 | 0 | 0 | 0 |
| | | Dungannon | 0 | 0 | 0 | 0 |
| | | Total | 15 | 0 | 0 | 15 |
| | Londonderry | Londonderry | 11 | 0 | 2 | 13 |
| Total | | 11 | 0 | 2 | 13 | |
| Northern Ireland | Total | 52 | 122 | 6 | 180 | |

Table 15: Outstanding ejection cases with NID

| | Division | Court Office | |
|------------------|-----------------------|--------------|----|
| Case | Antrim | Antrim | 0 |
| | | Ballymena | 1 |
| | | Coleraine | 3 |
| | | Total | 4 |
| | Ards | Downpatrick | 0 |
| | | Newtownards | 3 |
| | | Total | 3 |
| | Armagh and South Down | Armagh | 0 |
| | | Newry | 7 |
| | | Total | 7 |
| | Belfast | Laganside | 13 |
| | | Total | 13 |
| | Craigavon | Craigavon | 0 |
| | | Lisburn | 2 |
| | | Total | 2 |
| | Fermanagh and Tyrone | Omagh | 10 |
| | | Enniskillen | 0 |
| | | Dungannon | 0 |
| | | Total | 10 |
| | Londonderry | Londonderry | 3 |
| | | Total | 3 |
| Northern Ireland | Total | 42 | |

Table 16: Time intervals in weeks for ejection³

| | Division | Court Office | Issue to disposal |
|------------------|-----------------------|--------------|-------------------|
| Case | Antrim | Antrim | 0 |
| | | Ballymena | 14 |
| | | Coleraine | 19 |
| | | Total | 19 |
| | Ards | Downpatrick | 0 |
| | | Newtownards | 21 |
| | | Total | 21 |
| | Armagh and South Down | Armagh | 16 |
| | | Newry | 19 |
| | | Total | 18 |
| | Belfast | Laganside | 23 |
| | | Total | 23 |
| | Craigavon | Craigavon | 16 |
| | | Lisburn | 54 |
| | | Total | 17 |
| | Fermanagh and Tyrone | Omagh | 27 |
| | | Enniskillen | 0 |
| | | Dungannon | 0 |
| | | Total | 27 |
| | Londonderry | Londonderry | 12 |
| | | Total | 12 |
| Northern Ireland | Total | 21 | |

³ Excludes default judgements, non-court disposals and office disposals

Small Claims

Table 17: Number of small claims cases and applications received

| | Division | Court Office | |
|-------------------------|------------------------------|--------------------|-------|
| Case | Antrim | Antrim | 0 |
| | | Ballymena | 6 |
| | | Coleraine | 39 |
| | | Total | 45 |
| | Ards | Downpatrick | 3 |
| | | Newtownards | 27 |
| | | Total | 30 |
| | Armagh and South Down | Armagh | 10 |
| | | Newry | 12 |
| | | Total | 22 |
| | Belfast | Laganside | 2,258 |
| | | Total | 2,258 |
| | Craigavon | Craigavon | 26 |
| | | Lisburn | 7 |
| | | Total | 33 |
| | Fermanagh and Tyrone | Omagh | 32 |
| | | Enniskillen | 2 |
| Dungannon | | 1 | |
| Total | | 35 | |
| Londonderry | Londonderry | 27 | |
| | Total | 27 | |
| Northern Ireland | Total | 2,450 | |
| Applications | Antrim | Antrim | 0 |
| | | Ballymena | 0 |
| | | Coleraine | 1 |
| | | Total | 1 |
| | Ards | Downpatrick | 0 |
| | | Newtownards | 5 |
| | | Total | 5 |
| | Armagh and South Down | Armagh | 0 |
| | | Newry | 3 |
| | | Total | 3 |
| | Belfast | Laganside | 35 |
| | | Total | 35 |
| | Craigavon | Craigavon | 1 |
| | | Lisburn | 1 |
| | | Total | 2 |
| | Fermanagh and Tyrone | Omagh | 6 |
| | | Enniskillen | 0 |
| | | Dungannon | 0 |
| | | Total | 6 |
| | Londonderry | Londonderry | 2 |
| Total | | 2 | |
| Northern Ireland | Total | 54 | |

Table 18: Number of small claims cases with NODs received

| | Division | Court Office | |
|-------------------------|------------------------------|--------------------|-----|
| Case | Antrim | Antrim | 1 |
| | | Ballymena | 5 |
| | | Coleraine | 36 |
| | | Total | 42 |
| | Ards | Downpatrick | 2 |
| | | Newtownards | 31 |
| | | Total | 33 |
| | Armagh and South Down | Armagh | 8 |
| | | Newry | 14 |
| | | Total | 22 |
| | Belfast | Laganside | 140 |
| | | Total | 140 |
| | Craigavon | Craigavon | 24 |
| | | Lisburn | 5 |
| | | Total | 29 |
| | Fermanagh and Tyrone | Omagh | 28 |
| | | Enniskillen | 1 |
| | | Dungannon | 0 |
| | | Total | 29 |
| | Londonderry | Londonderry | 24 |
| | | Total | 24 |
| Northern Ireland | Total | 319 | |

Table 19: Number of small claims cases and applications disposed

| | Division | Court Office | Court disposal | Non court disposal | Office disposal | Default judgement | Total |
|-------------------------|------------------------------|-------------------------|----------------|--------------------|-----------------|-------------------|-------|
| Case | Antrim | Antrim | 1 | 0 | 0 | 0 | 1 |
| | | Ballymena | 2 | 0 | 0 | 0 | 2 |
| | | Coleraine | 37 | 2 | 6 | 1 | 46 |
| | | Total | 40 | 2 | 6 | 1 | 49 |
| | Ards | Downpatrick | 0 | 0 | 1 | 0 | 1 |
| | | Newtownards | 33 | 6 | 10 | 1 | 50 |
| | | Total | 33 | 6 | 11 | 1 | 51 |
| | Armagh and South Down | Armagh | 2 | 0 | 2 | 0 | 4 |
| | | Newry | 19 | 1 | 6 | 1 | 27 |
| | | Total | 21 | 1 | 8 | 1 | 31 |
| | Belfast | Laganside | 57 | 8 | 45 | 6 | 116 |
| | | Civil Processing Centre | 0 | 4 | 388 | 1,429 | 1,821 |
| | | Total | 57 | 12 | 433 | 1,435 | 1,937 |
| | Craigavon | Craigavon | 20 | 0 | 1 | 0 | 21 |
| | | Lisburn | 8 | 1 | 1 | 0 | 10 |
| | | Total | 28 | 1 | 2 | 0 | 31 |
| | Fermanagh and Tyrone | Omagh | 32 | 0 | 7 | 0 | 39 |
| | | Enniskillen | 1 | 1 | 0 | 0 | 2 |
| | | Dungannon | 0 | 0 | 0 | 0 | 0 |
| | | Total | 33 | 1 | 7 | 0 | 41 |
| Londonderry | Londonderry | 14 | 3 | 2 | 1 | 20 | |
| | Total | 14 | 3 | 2 | 1 | 20 | |
| Northern Ireland | Total | 226 | 26 | 469 | 1,439 | 2,160 | |
| Applications | Antrim | Antrim | 0 | 0 | 0 | 0 | 0 |
| | | Ballymena | 0 | 0 | 0 | 0 | 0 |
| | | Coleraine | 4 | 0 | 0 | 0 | 4 |
| | | Total | 4 | 0 | 0 | 0 | 4 |
| | Ards | Downpatrick | 0 | 0 | 0 | 0 | 0 |
| | | Newtownards | 3 | 1 | 0 | 0 | 4 |
| | | Total | 3 | 1 | 0 | 0 | 4 |
| | Armagh and South Down | Armagh | 0 | 0 | 0 | 0 | 0 |
| | | Newry | 2 | 0 | 0 | 0 | 2 |
| | | Total | 2 | 0 | 0 | 0 | 2 |
| | Belfast | Laganside | 11 | 8 | 0 | 0 | 19 |
| | | Total | 11 | 8 | 0 | 0 | 19 |
| | Craigavon | Craigavon | 2 | 0 | 0 | 0 | 2 |
| | | Lisburn | 0 | 0 | 0 | 0 | 0 |
| | | Total | 2 | 0 | 0 | 0 | 2 |
| | Fermanagh and Tyrone | Omagh | 7 | 0 | 0 | 0 | 7 |
| | | Enniskillen | 0 | 0 | 0 | 0 | 0 |
| | | Strabane | 0 | 0 | 0 | 0 | 0 |
| | | Total | 7 | 0 | 0 | 0 | 7 |
| | Londonderry | Londonderry | 1 | 0 | 0 | 0 | 1 |
| Total | | 1 | 0 | 0 | 0 | 1 | |
| Northern Ireland | Total | 30 | 9 | 0 | 0 | 39 | |

Table 20: Outstanding small claims with NOD

| Division | Court Office | |
|------------------------------|---------------------|-----|
| Antrim | Antrim | 0 |
| | Ballymena | 12 |
| | Coleraine | 52 |
| | Total | 64 |
| Ards | Downpatrick | 1 |
| | Newtownards | 33 |
| | Total | 34 |
| Armagh and South Down | Armagh | 14 |
| | Newry | 19 |
| | Total | 33 |
| Belfast | Laganside | 255 |
| | Total | 255 |
| Craigavon | Craigavon | 35 |
| | Lisburn | 4 |
| | Total | 39 |
| Fermanagh and Tyrone | Omagh | 30 |
| | Enniskillen | 2 |
| | Dungannon | 0 |
| | Total | 32 |
| Londonderry | Londonderry | 45 |
| | Total | 45 |
| Northern Ireland | Total | 502 |

Table 21: Time intervals in weeks for small claims³

| | Division | Court Office | Issue to disposal |
|-------------------------|------------------------------|--------------|-------------------|
| Case | Antrim | Antrim | 10 |
| | | Ballymena | 9 |
| | | Coleraine | 17 |
| | | Total | 17 |
| | Ards | Downpatrick | 0 |
| | | Newtownards | 17 |
| | | Total | 17 |
| | Armagh and South Down | Armagh | 21 |
| | | Newry | 19 |
| | | Total | 19 |
| | Belfast | Laganside | 16 |
| | | Total | 16 |
| | Craigavon | Craigavon | 17 |
| | | Lisburn | 22 |
| | | Total | 19 |
| | Fermanagh and Tyrone | Omagh | 23 |
| | | Enniskillen | 11 |
| | | Dungannon | 0 |
| Total | | 22 | |
| Londonderry | Londonderry | 10 | |
| | Total | 10 | |
| Northern Ireland | Total | 18 | |
| Applications | Antrim | Antrim | 0 |
| | | Ballymena | 0 |
| | | Coleraine | 7 |
| | | Total | 7 |
| | Ards | Downpatrick | 0 |
| | | Newtownards | 9 |
| | | Total | 9 |
| | Armagh and South Down | Armagh | 0 |
| | | Newry | 6 |
| | | Total | 6 |
| | Belfast | Laganside | 4 |
| | | Total | 4 |
| | Craigavon | Craigavon | 10 |
| | | Lisburn | 0 |
| | | Total | 10 |
| | Fermanagh and Tyrone | Omagh | 6 |
| | | Enniskillen | 0 |
| | | Dungannon | 0 |
| Total | | 6 | |
| Londonderry | Londonderry | 0 | |
| | Total | 0 | |
| Northern Ireland | Total | 6 | |

³ Excludes default judgements, non-court disposals and office disposals

Criminal Damage

Table 22: Number of criminal damage cases and applications received

| | Division | Court Office | |
|-------------------------|------------------------------|--------------|---|
| Case | Antrim | Antrim | 0 |
| | | Ballymena | 0 |
| | | Coleraine | 0 |
| | | Total | 0 |
| | Ards | Downpatrick | 0 |
| | | Newtownards | 0 |
| | | Total | 0 |
| | Armagh and South Down | Armagh | 0 |
| | | Newry | 0 |
| | | Total | 0 |
| | Belfast | Laganside | 4 |
| | | Total | 4 |
| | Craigavon | Craigavon | 0 |
| | | Lisburn | 0 |
| | | Total | 0 |
| | Fermanagh and Tyrone | Omagh | 0 |
| | | Enniskillen | 0 |
| | | Dungannon | 0 |
| | | Total | 0 |
| | Londonderry | Londonderry | 1 |
| Total | | 1 | |
| Northern Ireland | Total | 5 | |
| Applications | Antrim | Antrim | 0 |
| | | Ballymena | 0 |
| | | Coleraine | 0 |
| | | Total | 0 |
| | Ards | Downpatrick | 0 |
| | | Newtownards | 0 |
| | | Total | 0 |
| | Armagh and South Down | Armagh | 0 |
| | | Newry | 0 |
| | | Total | 0 |
| | Belfast | Laganside | 0 |
| | | Total | 0 |
| | Craigavon | Craigavon | 0 |
| | | Lisburn | 0 |
| | | Total | 0 |
| | Fermanagh and Tyrone | Omagh | 0 |
| | | Enniskillen | 0 |
| | | Dungannon | 0 |
| | | Total | 0 |
| | Londonderry | Londonderry | 0 |
| Total | | 0 | |
| Northern Ireland | Total | 0 | |

Table 23: Number of criminal damage cases and applications disposed

| | Division | Court Office | Court disposal | Non court disposal | Total |
|-------------------------|------------------------------|--------------|----------------|--------------------|-------|
| Case | Antrim | Antrim | 0 | 0 | 0 |
| | | Ballymena | 0 | 0 | 0 |
| | | Coleraine | 0 | 0 | 0 |
| | | Total | 0 | 0 | 0 |
| | Ards | Downpatrick | 0 | 0 | 0 |
| | | Newtownards | 0 | 0 | 0 |
| | | Total | 0 | 0 | 0 |
| | Armagh and South Down | Armagh | 0 | 0 | 0 |
| | | Newry | 0 | 0 | 0 |
| | | Total | 0 | 0 | 0 |
| | Belfast | Laganside | 4 | 1 | 5 |
| | | Total | 4 | 1 | 5 |
| | Craigavon | Craigavon | 4 | 0 | 4 |
| | | Lisburn | 0 | 0 | 0 |
| | | Total | 4 | 0 | 4 |
| | Fermanagh and Tyrone | Omagh | 0 | 1 | 1 |
| | | Enniskillen | 0 | 0 | 0 |
| | | Dungannon | 0 | 0 | 0 |
| | | Total | 0 | 1 | 1 |
| | Londonderry | Londonderry | 1 | 0 | 1 |
| Total | | 1 | 0 | 1 | |
| Northern Ireland | Total | 9 | 2 | 11 | |
| Applications | Antrim | Antrim | 0 | 0 | 0 |
| | | Ballymena | 0 | 0 | 0 |
| | | Coleraine | 0 | 0 | 0 |
| | | Total | 0 | 0 | 0 |
| | Ards | Downpatrick | 0 | 0 | 0 |
| | | Newtownards | 0 | 0 | 0 |
| | | Total | 0 | 0 | 0 |
| | Armagh and South Down | Armagh | 0 | 0 | 0 |
| | | Newry | 0 | 0 | 0 |
| | | Total | 0 | 0 | 0 |
| | Belfast | Laganside | 0 | 0 | 0 |
| | | Total | 0 | 0 | 0 |
| | Craigavon | Craigavon | 0 | 0 | 0 |
| | | Lisburn | 0 | 0 | 0 |
| | | Total | 0 | 0 | 0 |
| | Fermanagh and Tyrone | Omagh | 0 | 0 | 0 |
| | | Enniskillen | 0 | 0 | 0 |
| | | Dungannon | 0 | 0 | 0 |
| | | Total | 0 | 0 | 0 |
| | Londonderry | Londonderry | 0 | 0 | 0 |
| Total | | 0 | 0 | 0 | |
| Northern Ireland | Total | 0 | 0 | 0 | |

Table 24: Outstanding criminal damage cases

| | Division | Court Office | |
|------------------|-----------------------|--------------|----|
| Case | Antrim | Antrim | 0 |
| | | Ballymena | 0 |
| | | Coleraine | 3 |
| | | Total | 3 |
| | Ards | Downpatrick | 0 |
| | | Newtownards | 2 |
| | | Total | 2 |
| | Armagh and South Down | Armagh | 5 |
| | | Newry | 2 |
| | | Total | 7 |
| | Belfast | Laganside | 23 |
| | | Total | 23 |
| | Craigavon | Craigavon | 4 |
| | | Lisburn | 0 |
| | | Total | 4 |
| | Fermanagh and Tyrone | Omagh | 15 |
| | | Enniskillen | 0 |
| | | Dungannon | 0 |
| | | Total | 15 |
| | Londonderry | Londonderry | 2 |
| Total | | 2 | |
| Northern Ireland | Total | 56 | |

Table 25: Time intervals in weeks for criminal damage²

| | Division | Court Office | Issue to disposal |
|------------------|-----------------------|--------------|-------------------|
| Case | Antrim | Antrim | 0 |
| | | Ballymena | 0 |
| | | Coleraine | 0 |
| | | Total | 0 |
| | Ards | Downpatrick | 0 |
| | | Newtownards | 0 |
| | | Total | 0 |
| | Armagh and South Down | Armagh | 0 |
| | | Newry | 0 |
| | | Total | 0 |
| | Belfast | Laganside | 103 |
| | | Total | 103 |
| | Craigavon | Craigavon | 629 |
| | | Lisburn | 0 |
| | | Total | 629 |
| | Fermanagh and Tyrone | Omagh | 0 |
| | | Enniskillen | 0 |
| | | Dungannon | 0 |
| | | Total | 0 |
| | Londonderry | Londonderry | 153 |
| Total | | 153 | |
| Northern Ireland | Total | 342 | |

² Excludes default judgements and office disposals

Divorces

Table 26: Divorce petitions by number of decrees granted

| Division | Court Office | 2 years with consent | 5 years separation | Adultery | Unreasonable behaviour | Combination of grounds/other | Total |
|-----------------------|--------------|----------------------|--------------------|----------|------------------------|------------------------------|-------|
| Antrim | Antrim | 0 | 0 | 0 | 0 | 0 | 0 |
| | Ballymena | 0 | 0 | 0 | 0 | 0 | 0 |
| | Coleraine | 32 | 35 | 3 | 8 | 8 | 86 |
| | Total | 32 | 35 | 3 | 8 | 8 | 86 |
| Ards | Downpatrick | 0 | 0 | 0 | 0 | 0 | 0 |
| | Newtownards | 30 | 14 | 0 | 2 | 2 | 48 |
| | Total | 30 | 14 | 0 | 2 | 2 | 48 |
| Armagh and South Down | Armagh | 22 | 11 | 0 | 0 | 5 | 38 |
| | Newry | 0 | 0 | 0 | 0 | 0 | 0 |
| | Total | 22 | 11 | 0 | 0 | 5 | 38 |
| Belfast | Laganside | 57 | 31 | 1 | 5 | 6 | 100 |
| | Total | 57 | 31 | 1 | 5 | 6 | 100 |
| Craigavon | Craigavon | 26 | 16 | 1 | 1 | 2 | 46 |
| | Lisburn | 0 | 0 | 0 | 0 | 0 | 0 |
| | Total | 26 | 16 | 1 | 1 | 2 | 46 |
| Fermanagh and Tyrone | Omagh | 0 | 0 | 0 | 0 | 1 | 1 |
| | Enniskillen | 0 | 0 | 0 | 0 | 0 | 0 |
| | Dungannon | 8 | 7 | 1 | 3 | 1 | 20 |
| | Total | 8 | 7 | 1 | 3 | 2 | 21 |
| Londonderry | Londonderry | 18 | 21 | 1 | 3 | 3 | 46 |
| | Total | 18 | 21 | 1 | 3 | 3 | 46 |
| Northern Ireland | Total | 193 | 135 | 7 | 22 | 28 | 385 |

Table 27: Divorce petitions by number of decrees absolute issued

| Division | Court Office | 2 years with consent | 5 years separation | Adultery | Unreasonable behaviour | Combination of grounds/other | Total |
|-----------------------|--------------|----------------------|--------------------|----------|------------------------|------------------------------|-------|
| Antrim | Antrim | 0 | 0 | 0 | 0 | 0 | 0 |
| | Ballymena | 0 | 0 | 0 | 1 | 1 | 2 |
| | Coleraine | 25 | 21 | 1 | 13 | 4 | 64 |
| | Total | 25 | 21 | 1 | 14 | 5 | 66 |
| Ards | Downpatrick | 0 | 0 | 0 | 0 | 0 | 0 |
| | Newtownards | 37 | 24 | 1 | 3 | 1 | 66 |
| | Total | 37 | 24 | 1 | 3 | 1 | 66 |
| Armagh and South Down | Armagh | 15 | 12 | 1 | 3 | 1 | 32 |
| | Newry | 1 | 0 | 0 | 0 | 0 | 1 |
| | Total | 16 | 12 | 1 | 3 | 1 | 33 |
| Belfast | Laganside | 59 | 28 | 3 | 5 | 1 | 96 |
| | Total | 59 | 28 | 3 | 5 | 1 | 96 |
| Craigavon | Craigavon | 19 | 23 | 2 | 4 | 5 | 53 |
| | Lisburn | 0 | 1 | 0 | 0 | 0 | 1 |
| | Total | 19 | 24 | 2 | 4 | 5 | 54 |
| Fermanagh and Tyrone | Omagh | 0 | 0 | 0 | 0 | 0 | 0 |
| | Enniskillen | 0 | 0 | 0 | 0 | 0 | 0 |
| | Dungannon | 18 | 15 | 0 | 1 | 1 | 35 |
| | Total | 18 | 15 | 0 | 1 | 1 | 35 |
| Londonderry | Londonderry | 22 | 14 | 0 | 2 | 5 | 43 |
| | Total | 22 | 14 | 0 | 2 | 5 | 43 |
| Northern Ireland | Total | 196 | 138 | 8 | 32 | 19 | 393 |

Table 28: Matrimonial applications received

| Division | Court Office | Ancillary relief | Matrimonial application to a master | Other | Total |
|-----------------------|--------------|------------------|-------------------------------------|-------|-------|
| Antrim | Antrim | 0 | 0 | 0 | 0 |
| | Ballymena | 2 | 0 | 0 | 2 |
| | Coleraine | 8 | 0 | 1 | 9 |
| | Total | 10 | 0 | 1 | 11 |
| Ards | Downpatrick | 0 | 0 | 0 | 0 |
| | Newtownards | 1 | 1 | 0 | 2 |
| | Total | 1 | 1 | 0 | 2 |
| Armagh and South Down | Armagh | 10 | 0 | 0 | 10 |
| | Newry | 1 | 0 | 0 | 1 |
| | Total | 11 | 0 | 0 | 11 |
| Belfast | Laganside | 6 | 0 | 10 | 16 |
| | Total | 6 | 0 | 10 | 16 |
| Craigavon | Craigavon | 2 | 0 | 1 | 3 |
| | Lisburn | 2 | 0 | 0 | 2 |
| | Total | 4 | 0 | 1 | 5 |
| Fermanagh and Tyrone | Omagh | 0 | 0 | 0 | 0 |
| | Enniskillen | 0 | 0 | 0 | 0 |
| | Dungannon | 0 | 0 | 0 | 0 |
| | Total | 0 | 0 | 0 | 0 |
| Londonderry | Londonderry | 4 | 0 | 2 | 6 |
| | Total | 4 | 0 | 2 | 6 |
| Northern Ireland | Total | 36 | 1 | 14 | 51 |

Table 29: Matrimonial applications disposed

| Division | Court Office | Ancillary relief | Matrimonial application to a master | Other | Total |
|-----------------------|--------------|------------------|-------------------------------------|-------|-------|
| Antrim | Antrim | 0 | 0 | 0 | 0 |
| | Ballymena | 2 | 0 | 0 | 2 |
| | Coleraine | 7 | 0 | 0 | 7 |
| | Total | 9 | 0 | 0 | 9 |
| Ards | Downpatrick | 0 | 0 | 0 | 0 |
| | Newtownards | 6 | 0 | 2 | 8 |
| | Total | 6 | 0 | 2 | 8 |
| Armagh and South Down | Armagh | 12 | 0 | 0 | 12 |
| | Newry | 1 | 0 | 2 | 3 |
| | Total | 13 | 0 | 2 | 15 |
| Belfast | Laganside | 2 | 1 | 0 | 3 |
| | Total | 2 | 1 | 0 | 3 |
| Craigavon | Craigavon | 3 | 0 | 0 | 3 |
| | Lisburn | 0 | 0 | 0 | 0 |
| | Total | 3 | 0 | 0 | 3 |
| Fermanagh and Tyrone | Omagh | 0 | 0 | 0 | 0 |
| | Enniskillen | 0 | 0 | 0 | 0 |
| | Dungannon | 3 | 0 | 0 | 3 |
| | Total | 3 | 0 | 0 | 3 |
| Londonderry | Londonderry | 7 | 0 | 2 | 9 |
| | Total | 7 | 0 | 2 | 9 |
| Northern Ireland | Total | 43 | 1 | 6 | 50 |

Table 30: Time intervals in weeks for divorce petitions

| Division | Court Office | Issue to date decree granted | Date decree granted to date absolute issued |
|-----------------------|--------------|------------------------------|---|
| Antrim | Antrim | 0 | 0 |
| | Ballymena | 0 | 0 |
| | Coleraine | 27 | 8 |
| | Total | 27 | 8 |
| Ards | Downpatrick | 0 | 0 |
| | Newtownards | 23 | 8 |
| | Total | 23 | 8 |
| Armagh and South Down | Armagh | 27 | 8 |
| | Newry | 0 | 0 |
| | Total | 27 | 8 |
| Belfast | Laganside | 26 | 9 |
| | Total | 26 | 9 |
| Craigavon | Craigavon | 38 | 9 |
| | Lisburn | 0 | 0 |
| | Total | 38 | 9 |
| Fermanagh and Tyrone | Omagh | 19 | 0 |
| | Enniskillen | 0 | 0 |
| | Dungannon | 36 | 11 |
| | Total | 35 | 11 |
| Londonderry | Londonderry | 22 | 9 |
| | Total | 22 | 9 |
| Northern Ireland | Total | 27 | 9 |

Table 31: Time intervals in weeks for divorce applications⁴

| Division | Court Office | Issue to disposal |
|-----------------------|--------------|-------------------|
| Antrim | Antrim | 0 |
| | Ballymena | 37 |
| | Coleraine | 27 |
| | Total | 28 |
| Ards | Downpatrick | 0 |
| | Newtownards | 35 |
| | Total | 35 |
| Armagh and South Down | Armagh | 59 |
| | Newry | 39 |
| | Total | 57 |
| Belfast | Laganside | 35 |
| | Total | 35 |
| Craigavon | Craigavon | 5 |
| | Lisburn | 0 |
| | Total | 5 |
| Fermanagh and Tyrone | Omagh | 0 |
| | Enniskillen | 0 |
| | Dungannon | 43 |
| | Total | 43 |
| Londonderry | Londonderry | 25 |
| | Total | 25 |
| Northern Ireland | Total | 37 |

⁴Excludes non-court disposals

Licences

Table 32: Licences⁵

| Division | Court Office | Licences Received | Licences Disposed |
|-----------------------|-----------------------|-------------------|-------------------|
| Antrim | Antrim | 10 | 9 |
| | Total | 10 | 9 |
| Ards | Downpatrick | 3 | 8 |
| | Newtownards | 4 | 2 |
| | Total | 7 | 10 |
| Armagh and South Down | Armagh and South Down | 8 | 14 |
| | Total | 8 | 14 |
| Belfast | Laganside | 25 | 28 |
| | Total | 25 | 28 |
| Craigavon | Craigavon | 1 | 1 |
| | Lisburn | 1 | 1 |
| | Total | 2 | 2 |
| Fermanagh and Tyrone | Fermanagh and Tyrone | 3 | 2 |
| | Total | 3 | 2 |
| Londonderry | Londonderry | 4 | 5 |
| | Total | 4 | 5 |
| Northern Ireland | Total | 59 | 70 |

⁵Data for Antrim, Armagh & South Down, Fermanagh & Tyrone and Londonderry are reported by County Court Division

County Court Judge and District Judge Sitting Days

Table 33: County Court Judge & District Judge Sitting Days (hrs:mins:secs)⁶

| Division | Court Office | Total time | | | Total criminal time | Total civil time | Total family time |
|-------------------------|-----------------|------------------------|-----------------|-------------|---------------------|------------------|-------------------|
| | | Number of sitting days | Average sitting | Total time | | | |
| Antrim | Antrim | 94 | 02:29:34 | 234:20:00 | 211:35:00 | 22:45:00 | 0:00:00 |
| | Ballymena | 12 | 02:53:30 | 34:42:00 | 07:55:00 | 11:47:00 | 15:00:00 |
| | Coleraine | 24 | 03:34:42 | 85:53:00 | 30:38:00 | 45:55:00 | 09:20:00 |
| | Total | 130 | 02:43:48 | 354:55:00 | 250:08:00 | 80:27:00 | 24:20:00 |
| Ards | Downpatrick | 91 | 03:06:50 | 283:23:00 | 254:30:00 | 24:08:00 | 04:45:00 |
| | Newtownards | 34 | 02:52:12 | 97:35:00 | 09:20:00 | 72:10:00 | 16:05:00 |
| | Total | 125 | 03:02:51 | 380:58:00 | 263:50:00 | 96:18:00 | 20:50:00 |
| Armagh and South Down | Armagh | 8 | 02:00:45 | 16:06:00 | 05:36:00 | 10:20:00 | 0:10:00 |
| | Banbridge@Newry | 6 | 00:16:10 | 01:37:00 | 01:37:00 | 00:00:00 | 00:00:00 |
| | Newry | 115 | 03:07:10 | 358:45:00 | 235:36:00 | 108:44:00 | 14:25:00 |
| | Total | 129 | 02:55:06 | 376:28:00 | 242:49:00 | 119:04:00 | 14:35:00 |
| Belfast | Laganside | 403 | 03:06:41 | 1253:55:00 | 579:41:00 | 332:37:00 | 341:37:00 |
| | Total | 403 | 03:06:41 | 1253:55:00 | 579:41:00 | 332:37:00 | 341:37:00 |
| Craigavon | Craigavon | 122 | 02:38:24 | 322:05:00 | 228:56:00 | 30:31:00 | 62:38:00 |
| | Lisburn | 11 | 03:15:21 | 35:49:00 | 08:59:00 | 25:25:00 | 01:25:00 |
| | Total | 133 | 02:41:27 | 357:54:00 | 237:55:00 | 55:56:00 | 64:03:00 |
| Fermanagh and Tyrone | Omagh | 17 | 03:03:42 | 52:03:00 | 07:30:00 | 40:40:00 | 03:53:00 |
| | Enniskillen | 7 | 02:42:42 | 18:59:00 | 00:00:00 | 17:50:00 | 01:09:00 |
| | Dungannon | 116 | 03:37:19 | 420:09:00 | 330:32:00 | 51:27:00 | 38:10:00 |
| | Strabane | 1 | 02:15:00 | 02:15:00 | 02:15:00 | 00:00:00 | 00:00:00 |
| | Total | 141 | 03:29:58 | 493:26:00 | 340:17:00 | 109:57:00 | 43:12:00 |
| Londonderry | Magherafelt | 1 | 00:55:00 | 00:55:00 | 00:00:00 | 00:55:00 | 00:00:00 |
| | Limavady | 2 | 02:02:30 | 04:05:00 | 00:00:00 | 03:30:00 | 00:35:00 |
| | Londonderry | 105 | 02:20:50 | 246:28:00 | 167:30:00 | 34:38:00 | 44:20:00 |
| | Total | 108 | 02:19:42 | 251:28:00 | 167:30:00 | 39:03:00 | 44:55:00 |
| Northern Ireland | Total | 1,169 | 02:58:03 | 3,469:04:00 | 2,082:10:00 | 833:22:00 | 553:32:00 |

⁶A court sitting day is counted as any day where the judiciary sit in court. It does not include time in chambers or days where the judiciary are sitting in chambers

APPENDIX 2 - EXPLANATORY NOTES

Amount awarded

This relates to the monetary value awarded in cases such as small claims and ordinary civil bills. On occasion the amount awarded may be unliquidated which means that the claim was not made for a specific amount of money, but rather, for example, damage caused to a property, for repairs for damage caused or for faulty workmanship.

Application

The act of applying to a civil court to ask it to do something, for example to start proceedings or make an order.

Case

The proceedings, arguments and evidence in court and the court hearing.

Certificate of Readiness (COR)

When a small claim or civil bill is contested by the respondent, the matter will proceed to the county court for judgment. Before the case can be heard, both parties must contribute to the completion of a Certificate of Readiness (COR) which informs the court that the case is ready to be heard and can therefore be listed by the court for hearing.

County Court Judge (CCJ)

This is a judge who sits in the County Court and the Crown Court. In the County Court, they will sit on business such as ordinary civil bills (with a value over £10,000 and up to £30,000), criminal damage, licences, equity, ejectment and divorces.

Court Disposal

Includes all cases issued with a final order by County Court Judge or District Judge.

Criminal Damage

These are cases in which there is an allegation that a property has been destroyed or damaged or where a person is alleged to have made threats, had intent, or was found to have anything on their property with intent to cause damage to another property.

Default Judgment

This is a judgment in favour of one party due to some failure to take action by the other party. In most cases this will be a judgment in favour of the applicant due to the failure of the respondent to contest the claim brought against them. The failure to take action is the default. The default judgment is the relief requested in the party's original petition.

Disposed

The date a case is finally dealt with via a court or non-court result and the case is no longer in the court process.

District Judge (DJ)

This is a judge who sits in the County Court or Magistrates' Court. In the County Court they will sit on business such as small claims and ordinary civil bills (with a value up to £10,000).

Divorces

These are proceedings initiated in order to dissolve a marriage. Dissolutions of civil partnerships are also included within these figures. Following the issue of a divorce petition in the High Court, if it is a defended case it will be heard in the High Court and if it is an undefended case it may be heard either in the High Court or the County Court (depending on the choice of the individuals involved). Initially a Decree Nisi, judicial separation or nullity is granted, which is an initial order for divorce. Providing that no reason is provided to the court to challenge the nisi, a Decree Absolute, which is a final order for divorce that dissolves a marriage and permits an individual party to remarry, is made. A defended divorce is a proceeding in which an individual (the petitioner) applies for a divorce and the other party (the respondent) indicates that they wish to contest a divorce being granted at all, or on the reasons stated by the petitioner.

Equity

Any type of proceeding which seeks a court judgement on disputes relating to property disputes i.e. who owns it, and should damages be paid.

Ejectment

A legal document which seeks to recover possession of land and/or a dwelling house (e.g. where a tenant has stopped paying rent). Similar matters relating to properties owned with a mortgage are dealt with through proceedings within the Chancery Division of the High Court.

Issue

This is the process by which a complaint or claim is lodged with the court. It can also be described as the 'Received Date'.

Licences

These are applications for intoxicating liquor licences and certificates of registration for public houses and clubs, enabling their legal operation.

Matrimonial Application

These are applications attached to divorce proceedings such as Ancillary Relief applications that relate to financial relief to one or both parties following a petition for divorce, for example, maintenance and the division of property/finances.

Notice of Dispute (NOD)

When a small claim is taken by an applicant against a respondent, the respondent may contest the claim and signal their intention to dispute the claim through a Notice of Dispute. This means that the case will then be listed before a judge in court for resolution.

Non court disposal

Includes all disposals not completed in court, for example settlements or withdrawals.

Notice of Intention to Defend (NID)

When a civil bill is taken by an applicant against a respondent, the respondent may contest the claim and signal their intention to dispute the claim through a Notice of Intention to Defend. This means that the case will then be listed before a judge in court for resolution.

Ordinary civil bills

A legal document which seeks to recover damages for (i) personal injury claims (injuries caused by negligence), for example, traffic accidents, falls on pavements and accidents at work and (ii) consumer disputes, for example, faulty goods or services. There have been a number of changes in the threshold for ordinary civil bills in recent years. Until 25 February 2013 ordinary civil bills related to cases seeking damages between £3,000 and £15,000 (prior to May 2011, the lower limit was £2,000). Following changes made on 25 February 2013, the upper limit for civil bills was extended to include cases seeking damages between £3,000 and £30,000.

Outstanding case

A case that is currently active within the County Court system, for example, live cases not yet disposed.

Received

The date the papers are lodged with the court and the fees receipted.

Sitting Days

A court sitting day is counted as any day where the judiciary sit in court. It is a period of work by a judge on a single day. Multiple sittings on one calendar date will be aggregated into one sitting day based on the Judicial officer, venue and sitting date. Several types of business may be heard within one sitting day. Days are classified on the basis of the majority business undertaken, except for the Magistrates court, when it is based in the first instance, on the earliest scheduled sitting. Where the start time for two or more sittings is the same, the days are classified on the majority of business undertaken. It does not include time in chambers or days where the judiciary are sitting in chambers.

Small claims

Small claims allow certain types of claims to be decided informally by the county court, usually without the need of a solicitor or barrister. In general a small claim is one where the value to be claimed is not more than £3,000 (before May 2011 the upper limit was £2,000). Examples of small claims are (i) compensation for faulty services by, for example, builders, dry cleaners and garages (ii) compensation for faulty goods such as electrical goods (iii) disputes between landlords and tenants for rent arrears or compensation for not doing repairs and (iv) debts or wages owed or money in lieu of notice.

Time intervals

This is the time taken (in weeks) between the case, application or claim being received by the court and the date it is finally resolved, by either the court, an arrangement between parties out of court or by being withdrawn by the applicant.

Analytical Services Group,
Northern Ireland Courts and Tribunals Service,

Department of Justice

4th Floor, Laganside House

23-27 Oxford Street,

Belfast BT1 3LA

Email: Rodney.redmond@courtsni.gov.uk

Telephone: 028 9072 8920

www.courtsni.gov.uk