

Analytical Services Group

County Court Bulletin

July to September 2016

Research and Statistical Bulletin 29/2016

Provisional quarterly figures

R Redmond

11 November 2016

Produced by Analytical Services Group,
Department of Justice.

For further information write to:

**Analytical Services Group,
NI Courts and Tribunals Service,
4th Floor, Laganside House,
23-27 Oxford Street,
Belfast BT1 3LA**

Telephone: 028 9072 8920

Email: rodney.redmond@courtsni.gov.uk

This bulletin is available on the Internet at:

www.courtsni.gov.uk

EXECUTIVE SUMMARY

- This bulletin provides information on throughput at County Courts in Northern Ireland during the period July to September 2016 and commentary on trends observed for this quarter in each year from 2007. On 31st October 2016, a single County Court Division called “The County Court of Northern Ireland” will replace the seven existing County Court Divisions. As a consequence of this change, data contained in the County Court Bulletin will now be disaggregated by Court Office (Processing Office). Data will also continue to be published by the seven existing County Court Divisions until the end of 2016. During the period July to September 2016:
- There were 1,685 civil bills with a notice of intention to defend (NID) received, a 13% decrease on the same quarter last year (1,934). In total, 1,911 civil bills were disposed, an increase of 2% on the number disposed during the same period in 2015 (1,876).
- 29 equity cases were received during July to September 2016, one less than the 30 cases received during the period July to September 2015, while the number of equity cases disposed almost doubled from 15 during the same period last year, to 27 this quarter.
- A total of 233 ejectment cases were received, down 10% on the 259 cases received during July to September 2015, with the number of ejectment cases disposed decreasing by 19%, from 195 in the same quarter last year to 157 this quarter.
- 2,496 small claims were received, down 5% on the 2,636 received during the same quarter last year. The number of small claims cases disposed decreased by 17% from 2,436 during July to September 2015 to 2,020 this quarter.
- Eight criminal damage cases were received, and three cases were disposed during the quarter. This compares with eight cases received and six cases disposed during the same quarter in 2015.
- A total of 395 divorce decrees were granted in the county court, down 24% on the 523 granted during the same period last year.
- County Court and District Judges sat a total of 774 sitting days during the quarter, up 9% on the 707 sitting days recorded during the period July to September 2015. Some 53% of time was spent on criminal business with 29% spent on civil business and 18% on family business (compared to 47%, 36% and 17% respectively during July to September 2015). The increase in both the number of sitting days, and the proportion of time spent on criminal business is reflective of increased activity in the Crown Court during the period aimed at addressing a backlog of cases arising from the recent legal aid dispute that commenced during May 2015 and was resolved in February 2016.

CONTENTS

Contents	Page
1. Introduction	1
2. Methodology	2
3. Findings	4
3.1 Ordinary civil bills	
3.2 Equity	
3.3 Ejectment	
3.4 Small claims	
3.5 Criminal damage	
3.6 Divorces	
3.7 Licences	
3.8 Sitting Days	
Appendix 1 – Tables	12
Appendix 2 – Explanatory Notes	40
Figure	Page
Figure 1: Civil bills with NID received: July – September 2007 to July - September 2016	4
Figure 2: Outstanding civil bills with Certificate of Readiness, by Judicial Level: July - September 2007 to July - September 2016	5
Figure 3: Ejectment cases received and disposed: July - September 2007 to July - September 2016	6
Figure 4: Small claims cases disposed, by type of disposal: July – September 2007 to July - September 2016	7
Figure 5: Criminal Damage cases received and disposed: July - September 2007 to July – September 2016	8
Figure 6: Divorce petitions by number of decrees granted, by type: July - September 2007 to July – September 2016	9
Figure 7: County Court Sitting Days by Business Type: July - September 2016	10
Figure 8: County Court Sitting Days by Business Type: July - September 2007 to July - September 2016	11
Table	Page
Table 1: Number of ordinary civil bill cases and applications received	12
Table 2: Number of ordinary civil bill cases with NID received by Judicial Level	13
Table 3: Number of ordinary civil bill cases and applications disposed	14
Table 4: Number of ordinary civil bill cases by amount awarded	15
Table 5: Outstanding civil bills with NID but no COR	16
Table 6: Outstanding civil bills with COR	16
Table 7: Time intervals in weeks for civil bill cases	17

<u>Table 8: Time intervals in weeks for civil bill applications</u>	17
<u>Table 9: Equity cases and applications received</u>	18
<u>Table 10: Equity cases and applications disposed</u>	19
<u>Table 11: Outstanding equity cases</u>	20
<u>Table 12: Time intervals in weeks for equity</u>	21
<u>Table 13: Ejectment cases received</u>	22
<u>Table 14: Ejectment cases disposed</u>	22
<u>Table 15: Outstanding ejectment cases with NID</u>	23
<u>Table 16: Time intervals in weeks for ejectment</u>	23
<u>Table 17: Number of small claims cases and applications received</u>	24
<u>Table 18: Number of small claims cases with NOD received</u>	25
<u>Table 19: Number of small claims cases and applications disposed</u>	26
<u>Table 20: Outstanding claims with NOD</u>	27
<u>Table 21: Time intervals in weeks for small claims</u>	28
<u>Table 22: Number of criminal damage cases and applications received</u>	29
<u>Table 23: Number of criminal damage cases and applications disposed</u>	30
<u>Table 24: Outstanding criminal damage cases</u>	31
<u>Table 25: Time intervals in weeks for criminal damage</u>	31
<u>Table 26: Divorce petitions by number of decrees granted</u>	32
<u>Table 27: Divorce petitions by number of decrees absolute issued</u>	33
<u>Table 28: Matrimonial applications received</u>	34
<u>Table 29: Matrimonial applications disposed</u>	35
<u>Table 30: Time intervals in weeks for divorce petitions</u>	36
<u>Table 31: Time intervals in weeks for divorce applications</u>	37
<u>Table 32: Licences received and disposed</u>	38
<u>Table 33: County Court Judge & District Judge Sitting Days</u>	39

1. INTRODUCTION

In Northern Ireland, there are seven county court divisions with seventeen county court judges and four district judges. Civil cases are commenced in the county court if the value of the case is less than £30,000. The financial limit in the County Court increased from £15,000 to £30,000 on the 25 February 2013. However, for claims concerning matrimonial property or compensation for criminal injuries or criminal damage to property, there is no financial limit. The county court also has jurisdiction to hear applications for adoptions and undefended divorces. Applications for intoxicating liquor licences and certificates of registration for clubs are also made to the county court. In addition to its original civil jurisdiction the county court hears appeals under a number of statutory provisions from the magistrates' courts or from other tribunals.

County courts can deal with a wide range of cases, but the most common ones are:-

- landlord and tenant disputes, for example, possession (eviction), rent arrears, repairs
- consumer disputes, for example, faulty goods or services
- personal injury claims (injuries caused by negligence), for example, traffic accidents, falling into holes in the pavement, accidents at work
- undefended divorce cases, but only in some county courts
- some domestic violence cases, but these may also be heard in the magistrates court
- race and sex discrimination cases
- debt problems, for example, a creditor seeking payment
- employment problems, for example, wages or salary owing or pay in lieu of notice.

The county court also deals with small claims. In general, a small claim is one where the value of the claim is not more than £3,000. This limit was increased from £2,000 in May 2011.

The most common types of claim dealt with in the small claims court are:

- compensation for faulty services provided, for example, by builders, dry cleaners and garages
- compensation for faulty goods, for example, televisions or washing machines which go wrong
- disputes between landlords and tenants, for example, rent arrears or compensation for not doing repairs
- wages owed or money in lieu of notice.

All claims arising from regulated credit agreements must be started in the county court, whatever their value.

2. METHODOLOGY

2.1 Data sources

Data contained in Tables 1 to 31 and Table 33 use data that are inputted onto the Integrated Court Operations System (ICOS). This system was implemented across the Northern Ireland Courts and Tribunals Service (NICTS) over a two year period from 2005 to 2007. While ICOS was introduced in the County Court during 2005, data derived from ICOS has been used as the source for official government statistics since 2007, when the implementation of ICOS across all court tiers was completed. ICOS is a live operating system used in each court tier to process every part of court business, from receipt of payments through to the production of final orders made. The data are input into this system on a daily basis by court clerks, and this information is checked and confirmed by another member of staff to ensure the data entries are correct. As data on licence applications received and disposed are not recorded on ICOS, these data are compiled manually by each county court office and submitted on a quarterly basis.

2.2 Methodology for generating data

Analytical Service Group (ASG) Statisticians based within the NICTS take a download of county court information from ICOS on a monthly basis. The information is downloaded using a package called Oracle Discoverer which extracts all the relevant data from ICOS into text files which are refreshed with up to date information each weekend. The text files are downloaded onto a secure internal facility that only specified statistical personnel have access to. The data contained in the files are identified only by numbers and names and addresses are not held. These statistical files are not transmitted outside the NICTS statistical team. ASG statisticians based in the NICTS import these data into the Statistics Package for Social Sciences (SPSS). SPSS is then used to perform extensive data validations to identify potential errors in the data and to ensure the data are reliable and robust.

2.3 Baseline and Time period

Data contained within this bulletin relate to the time series 2007, when ICOS was adopted as the source of county court data, to the current calendar year 2016.

2.4 Frequency of Publication

This bulletin is published on a quarterly basis. The next bulletin will cover the fourth quarter of 2016 and will be published on 10th February 2017.

2.5 Data quality and validation

ASG statisticians based in the NICTS have invested significant time and effort creating and extensive computer programme within SPSS to validate the information downloaded from ICOS. The programme includes over 100 checks against downloaded court data to: (i) check consistency over time and between variables; (ii) assess the reliability of data using logic checks; (iii) check that variables fall within accepted ranges; and (iv) check with the ICOS Support Team in the event of any major discrepancies that have occurred since the last download. The validation program produces user friendly tables highlighting the potential problems which are circulated to each county court venue as a validation report. The NICTS statistics team then ensure that all validations relating to the reporting period are amended prior to publication. Once these amendments have been checked, SPSS syntax programming is then used to generate the tables in the publication.

2.6 Counting rules

Receipts are counted from the date the case is entered onto ICOS and the fees are received. Disposals are counted from the result date that a final order was made against the case changing the case status to dealt with. On 26th September 2016, a single County Court Division called “The County Court of Northern Ireland” will replace the seven existing County Court Divisions. As a consequence of this change, data contained in the County Court Bulletin will now be disaggregated by Court Office (Processing Office). Data will also continue to be published by the seven existing County Court Divisions until the end of 2016.

2.6 Interpreting trends

Care should be taken when comparing data trends before and after 2005, when ICOS was introduced as the source for the majority of county court data. Additionally, due to on-going changes to the legal jurisdiction of the county court, users should be cautious of comparing trends in small claims and ordinary civil bills. Changes made to the upper limit of small claims in May 2011 (from £2,000 to £3,000) will have resulted in some claims that would have previously been ordinary civil bills becoming small claims. Also, changes to jurisdiction to increase the upper limit of ordinary civil bills during February 2013 (from £15,000 to £30,000) will have resulted in some cases that were previously High Court writs becoming ordinary civil bills. For further advice on differences in data between years, please contact the statistician responsible for this bulletin.

2.7 Revisions

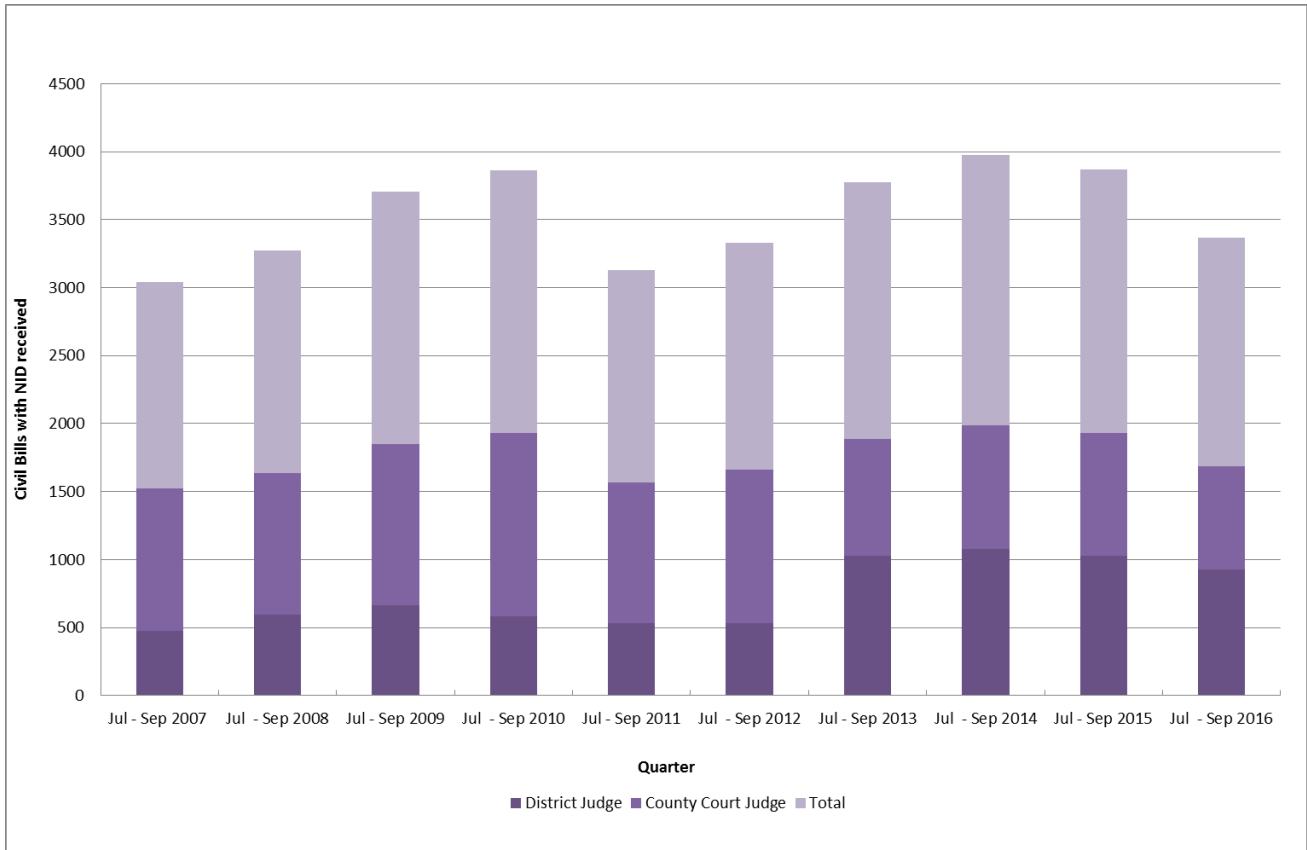
Any revision to data will be applied in light of the ASG (NICTS) Statistical Note ‘Policy Statement on Revisions’ which can be found on the Statistics and Research page of the Services section on the NICTS website (www.courtsni.gov.uk). Incorrect figures of changes to this publication will be published on the web in a formal Statistical Notice.

3. FINDINGS

3.1 Ordinary civil bills

There were 1,685 civil bills with a notice of intention to defend (NID) received, a 13% decrease on the same quarter last year (1,934) (Figure 1).

Figure 1: Civil bills with NID received: July - September 2007 to July - September 2016

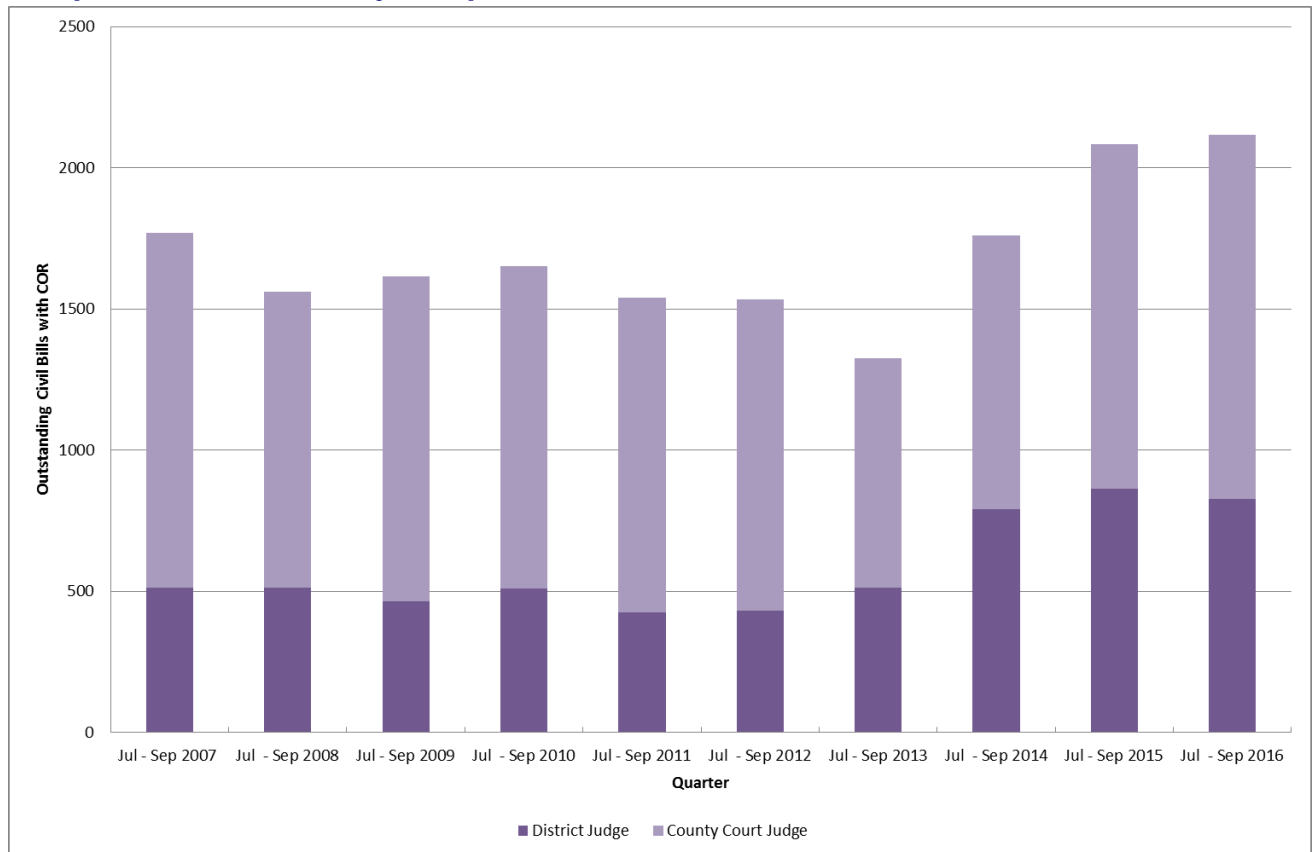


In total, 1,911 civil bills were disposed, an increase of 2% on the number disposed during the same period in 2015 (1,876).

There were 2,118 outstanding civil bills with a Certificate of Readiness (COR) at the end of the quarter, up 2% on the corresponding figure last year (2,085), and the highest number reported during this quarter since the beginning of the time series in 2007. The number of outstanding civil bills with a Certificate of Readiness (COR) remained relatively constant at the end of the September from 2007 to 2013, but has increased since then, with a 60% increase observed between the end of September 2013 and the end of September 2016 (Figure 2).

Of the 2,118 outstanding civil bills with a certificate of readiness, 1,292 (61%) were County Court Judge cases, similar to the 1,222 (59%) County Court Judge cases outstanding at the same stage last year (Figure 2).

Figure 2: Outstanding civil bills with Certificate of Readiness, by Judicial Level: July – September 2007 to July – September 2016



The average time taken from issue to disposal of a civil bill was 55 weeks, compared to the 52 weeks reported for the same quarter in 2015.

3.2 Equity

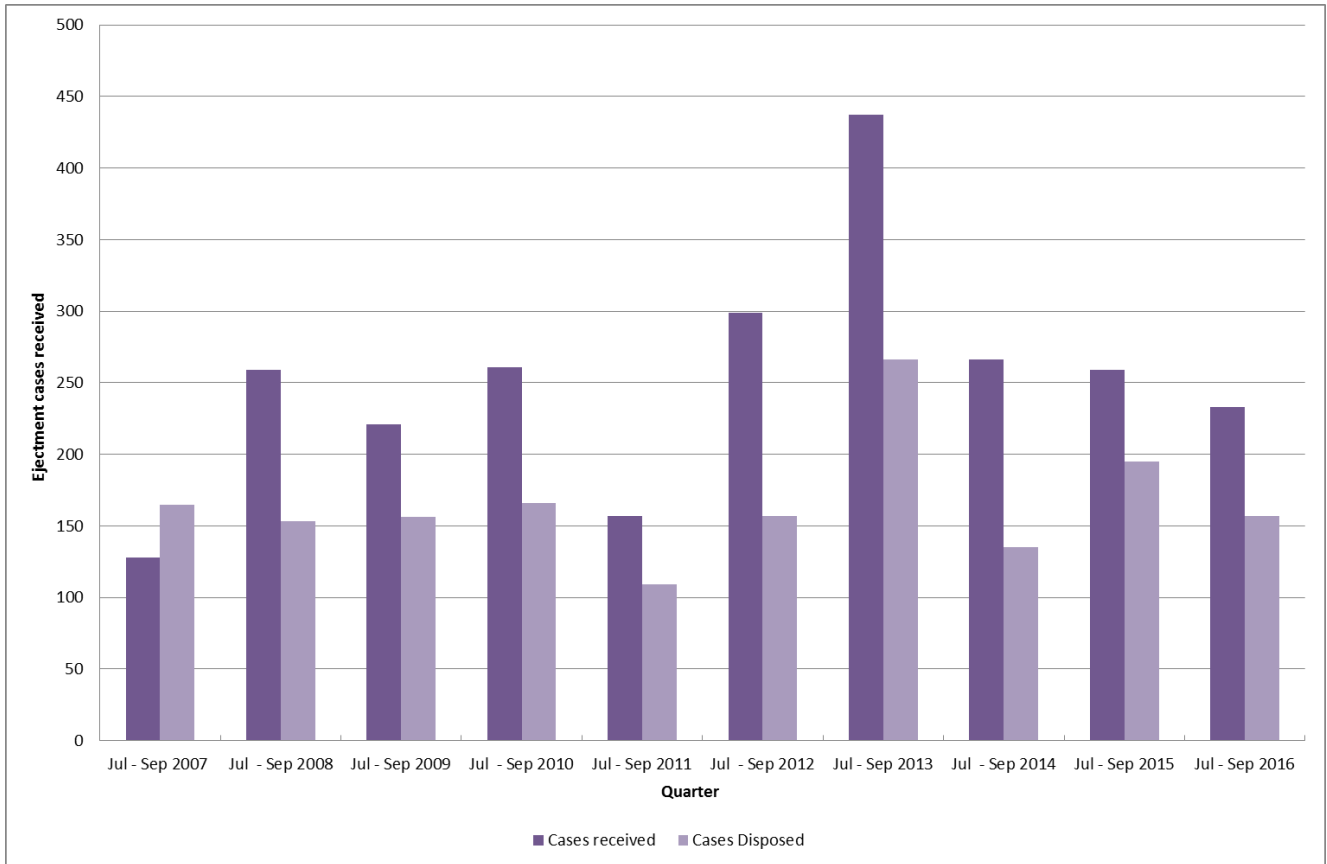
A total of 29 equity cases were received during July to September 2016, one less than the 30 cases received during the period July to September 2015, while the number of equity cases disposed almost doubled from 15 during the period July to September 2015, to 27 this quarter.

The average time taken from issue to disposal of equity cases was 52 weeks, down from 87 weeks during the same period last year. The relatively small number of equity cases disposed each quarter can lead to significant changes in average times observed from issue to disposal.

3.3 Ejectment

A total of 233 ejectment cases were received, down 10% on the 259 cases received during July to September 2015, with the number of ejectment cases disposed decreasing by 19%, from 195 in the same quarter last year to 157 this quarter (Figure 3).

Figure 3: Ejectment cases received and disposed: July - September 2007 to July - September 2016



The number of outstanding ejectment cases with a Notice of Intention to Defend at the end of the quarter increased by 17% compared with the end of September 2015 (from 29 to 34).

The overall trend in ejectment cases received since 2007 is similar to the number of mortgage cases received in the High Court over the same time and is likely to be due to the economic conditions of this period.

The average time taken from issue to disposal for ejectment cases was 18 weeks, compared to 19 weeks during the July to September quarter in 2015.

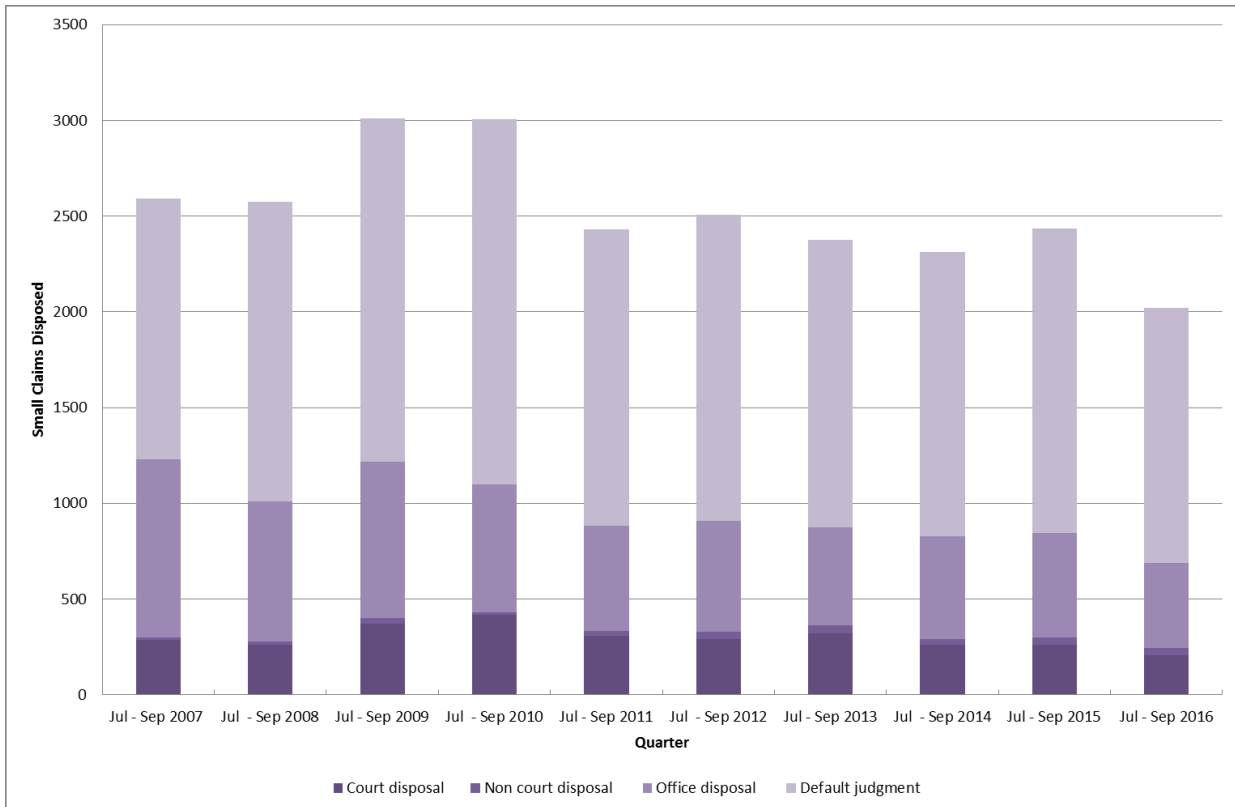
3.4 Small claims

2,496 small claims were received, down 5% on the 2,636, received during the same quarter last year.

The number of small claims cases disposed decreased by 17% from 2,436 during July to September 2015 to 2,020 this quarter, the lowest number during this quarter since the beginning of the time series in 2007. The number of outstanding small claims with a Notice of Dispute decreased by 12%, from 535 at the end of September 2015 to 472 at the end of September 2016.

Of the 2,020 small claims disposed during the quarter, the majority (66%) were disposed by way of default judgment, a situation observed during each of the July to September quarters since the beginning of the time series in 2007 (Figure 4).

Figure 4: Small claims cases disposed, by type of disposal: July – September 2007 to July – September 2016

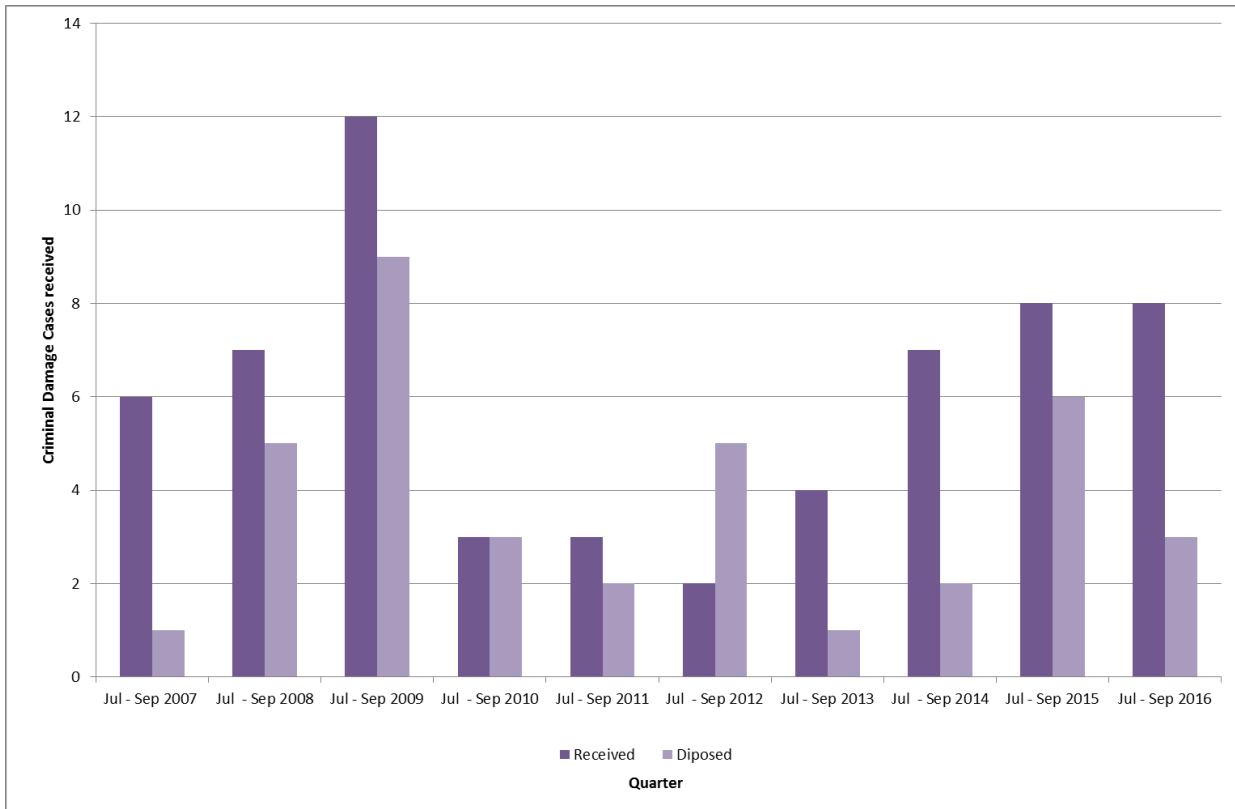


The average number of weeks from issue to disposal for small claims cases was 22 weeks, the same as during the corresponding quarter last year.

3.5 Criminal Damage

Eight criminal damage cases were received and three cases were disposed during the quarter. This compares with eight cases received and six cases disposed during the same quarter in 2015 (Figure 5). The number of outstanding criminal damage cases decreased from 70 at the end of the September 2015, to 64 at the end of this quarter.

Figure 5: Criminal Damage cases received and disposed: July – September 2007 to July – September 2016



The average time taken in weeks from issue to disposal of Criminal Damage cases disposed was 110 weeks, compared to 117 weeks for cases disposed during the same period last year. The relatively small number of cases disposed each quarter can lead to significant changes in average times observed from issue to disposal.

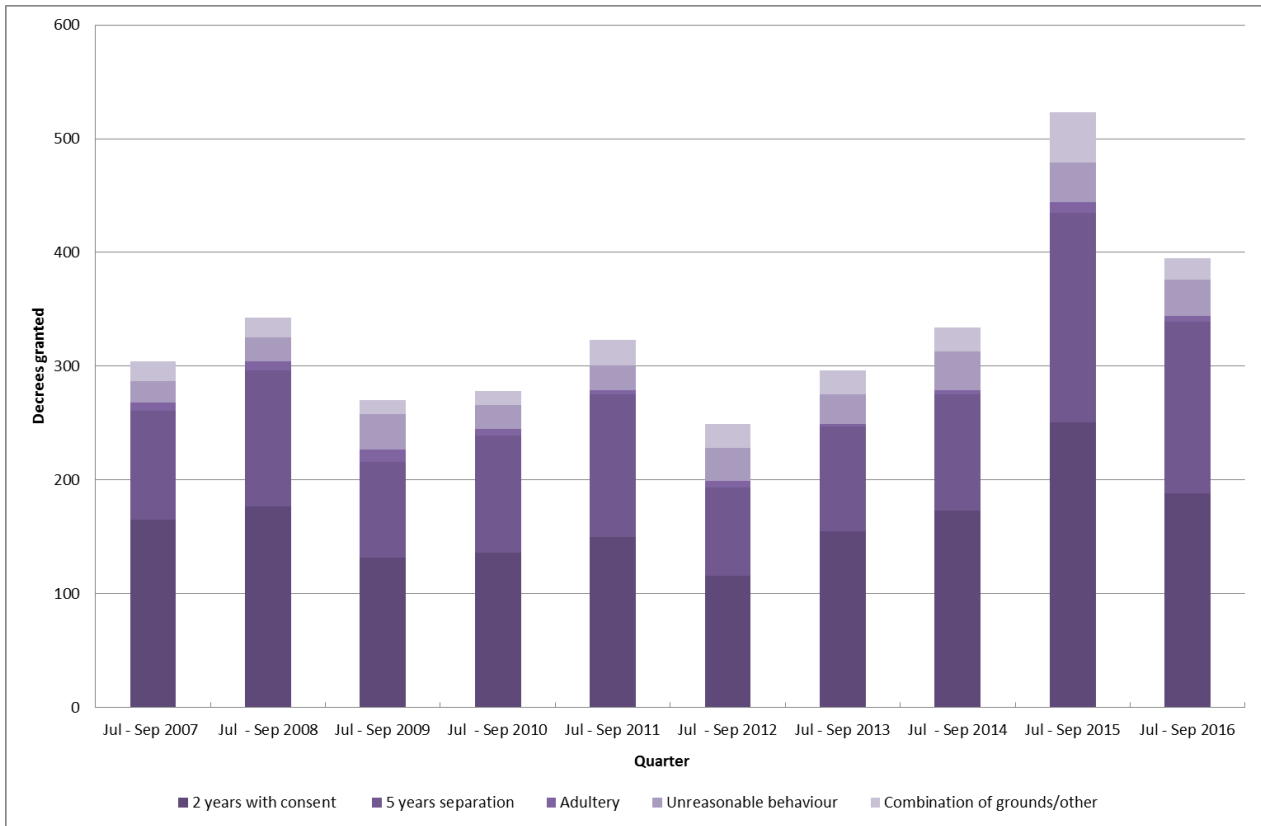
3.6 Divorces

While all divorces are received in the High Court, divorce decrees are granted and decrees absolute issued in the County Court for less contentious and undefended cases.

A total of 395 divorce decrees were granted in the county court, down 24% on the 523 granted during the same period last year.

The main type of divorce decree granted was ‘2 years with consent’ accounting for 48% of decrees (188), followed by ‘5 years separation’, 38% (151) of decrees (Figure 6).

Figure 6: Divorce petitions by number of decrees granted, by type: July – September 2007 to July – September 2016



A total of 385 decrees absolute were issued in the county court, an increase of 9% on the 353 issued during the period July to September 2015. Again the most common type of decree absolute was ‘2 years with consent’, accounting for 43% (166) of cases.

The average time taken from issue to the date a divorce decree was granted was 27 weeks, with an average of eight weeks from the date the decree was granted until the date the decree absolute was issued. This compares to 35 weeks and eight weeks during the same period last year.

3.7 Licences

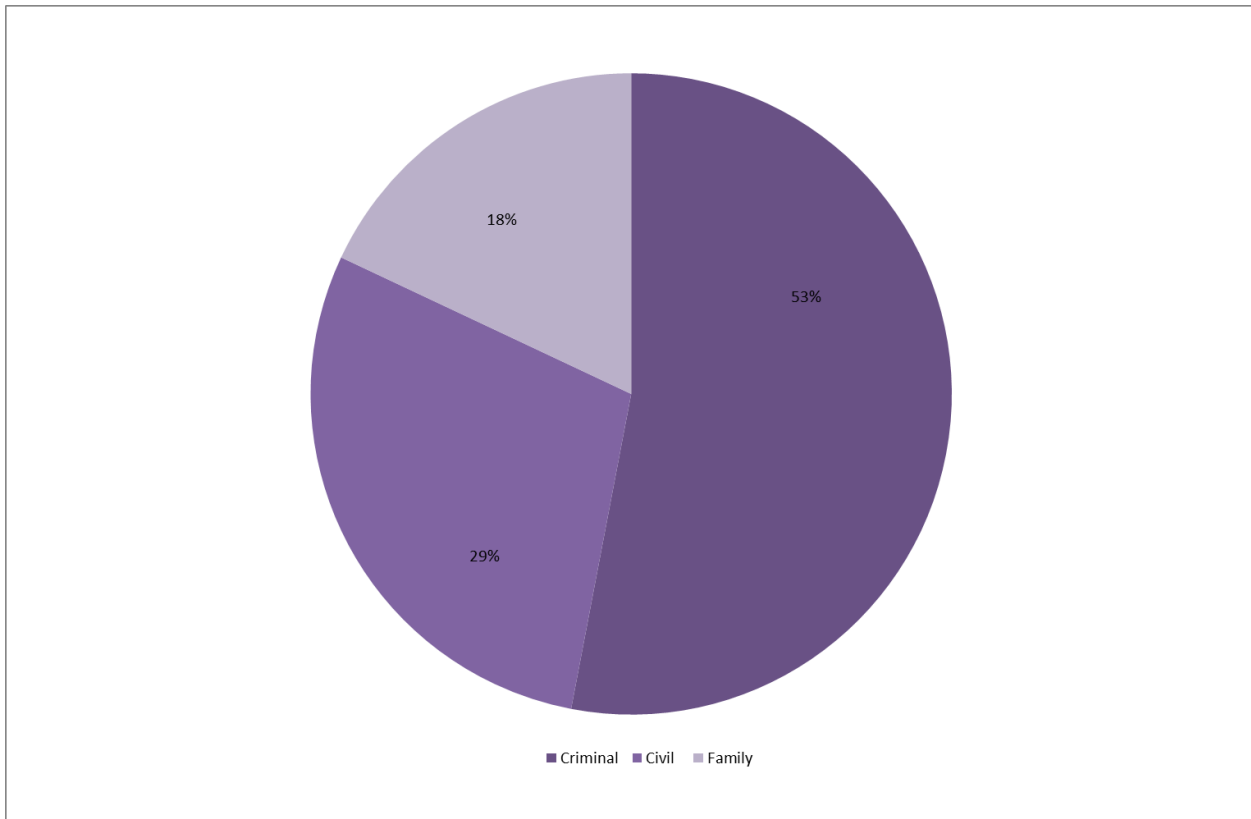
There were 33 licence applications received and 32 disposed, compared to the 31 received and 22 disposed during the same quarter last year.

3.8 Sitting Days

County Court and District Judges sat a total of 774 sitting days during the quarter, up 9% on the 707 sitting days recorded during the period July to September 2015.

Within these 774 sitting days, 53% of time was spent on criminal business, 29% of time was spent on civil business and 18% of time was spent on family business (Figure 7).

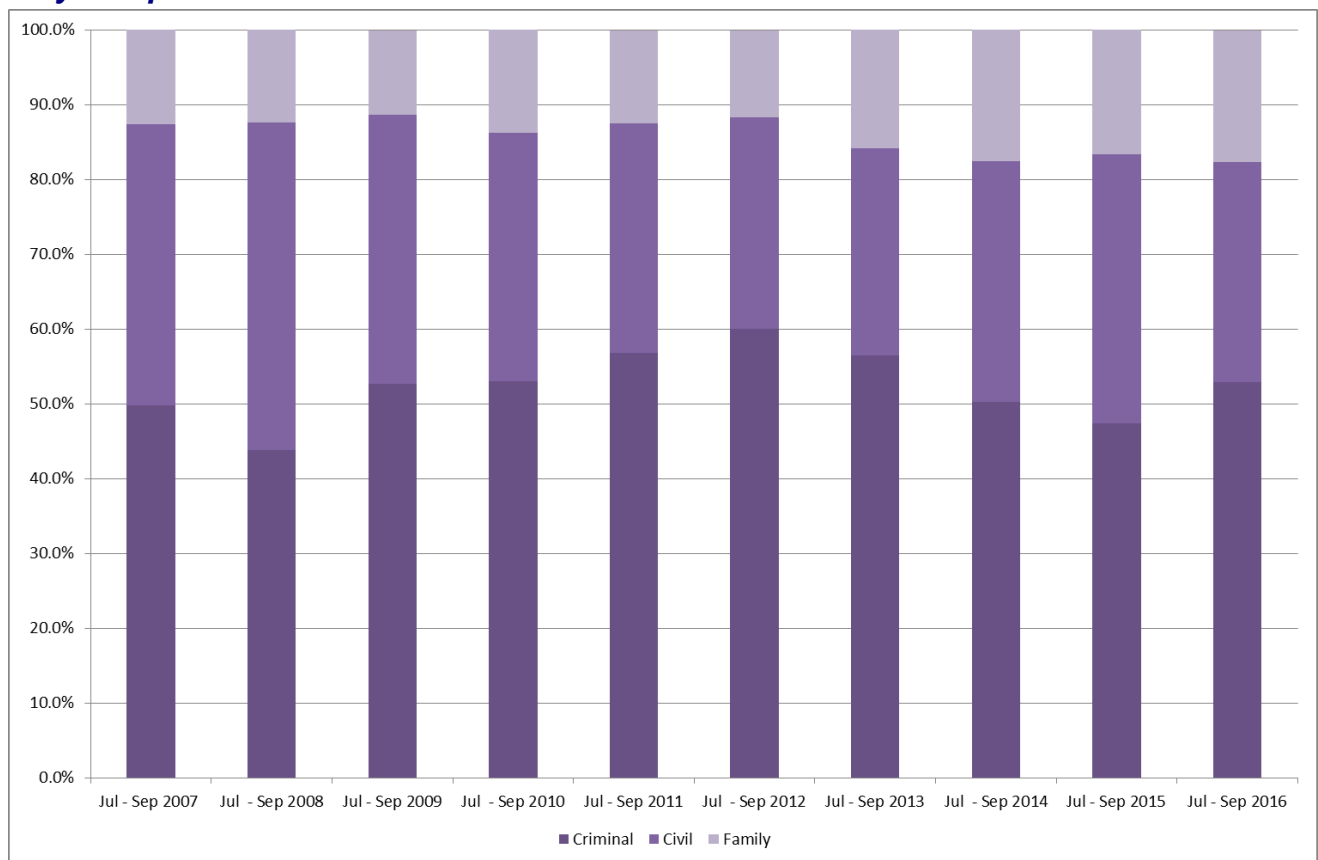
Figure 7: County Court Sitting Days by Business Type: July – September 2016



The proportion of time spent on criminal business has displayed a steady increase from 50% during July to September 2007 to 60% during the quarter July to September 2012. This is largely reflective of County Court Judges dealing with increased volumes of cases in the Crown Court over the period.

The proportion of time spent on criminal business then decreased to 47% during July to September 2015. This decrease was reflective of the action taken by a number of solicitors and counsel who withdrew their representation from a number of Crown Court cases in response to the introduction, in May 2015, of new rules in relation to legal aid remuneration. Following resolution of this dispute in February 2016, activity in the Crown Court has increased while the backlog of cases arising from the dispute is addressed. This has resulted in an increase both in the number of days sat by County Court Judges and the proportion of time spent on criminal business (53%) during July to September 2016.

Figure 8: County Court Sitting Days by Business Type: July – September 2007 to July – September 2016



APPENDIX 1

Civil Bills

Table 1: Number of ordinary civil bill cases and applications received

	Division	Court Office	
Case	Antrim	Antrim	7
		Ballymena	5
		Coleraine	145
		Total	157
	Ards	Downpatrick	6
		Newtownards	171
		Total	177
	Armagh and South Down	Armagh	5
		Newry	110
		Total	115
	Belfast	Laganside	1671
		Total	1671
	Craigavon	Craigavon	106
		Lisburn	1
		Total	107
	Fermanagh and Tyrone	Omagh	139
		Enniskillen	0
		Dungannon	0
		Total	139
	Londonderry	Londonderry	93
Total		93	
Northern Ireland	Total	2459	
Application	Antrim	Antrim	9
		Ballymena	3
		Coleraine	63
		Total	75
	Ards	Downpatrick	5
		Newtownards	102
		Total	107
	Armagh and South Down	Armagh	4
		Newry	55
		Total	59
	Belfast	Laganside	713
		Total	713
	Craigavon	Craigavon	117
		Lisburn	0
		Total	117
	Fermanagh and Tyrone	Omagh	95
		Enniskillen	0
		Dungannon	0
		Total	95
	Londonderry	Londonderry	64
Total		64	
Northern Ireland	Total	1230	

Table 2: Number of ordinary civil bill cases with NIDs received by judicial level

Division	Court Office	County court judge	District judge	Total
Antrim	Antrim	6	0	6
	Ballymena	2	0	2
	Coleraine	57	97	154
	Total	65	97	162
Ards	Downpatrick	0	3	3
	Newtownards	56	123	179
	Total	56	126	182
Armagh and South Down	Armagh	2	2	4
	Newry	58	58	116
	Total	60	60	120
Belfast	Laganside	448	408	856
	Total	448	408	856
Craigavon	Craigavon	51	82	133
	Lisburn	0	0	0
	Total	51	82	133
Fermanagh and Tyrone	Omagh	56	92	148
	Enniskillen	0	0	0
	Dungannon	0	0	0
	Total	56	92	148
Londonderry	Londonderry	21	63	84
	Total	21	63	84
Northern Ireland	Total	757	928	1685

Table 3: Number of ordinary civil bills cases and applications disposed

	Division	Court Office	Court result - CCJ	Court result - DJ	Non court disposals	Default judgement	Office disposal	Total
Case	Antrim	Antrim	0	0	2	0	0	2
		Ballymena	0	0	1	2	0	3
		Coleraine	16	39	50	7	21	133
		Total	16	39	53	9	21	138
	Ards	Downpatrick	0	0	0	0	0	0
		Newtownards	16	98	56	9	25	204
		Total	16	98	56	9	25	204
	Armagh and South Down	Armagh	5	4	2	0	1	12
		Newry	19	59	32	2	11	123
		Total	24	63	34	2	12	135
	Belfast	Laganside	323	251	146	7	51	778
		Total	323	251	146	7	51	778
	Civil Processing Centre	Civil Processing Centre	0	0	28	183	30	241
		Total	0	0	28	183	30	241
	Craigavon	Craigavon	61	0	44	2	16	123
		Lisburn	14	0	17	0	3	34
		Total	75	0	61	2	19	157
	Fermanagh and Tyrone	Omagh	31	47	40	3	15	136
		Enniskillen	2	0	0	0	0	2
		Dungannon	0	0	0	0	0	0
Total		33	47	40	3	15	138	
Londonderry	Londonderry	27	53	30	1	9	120	
	Total	27	53	30	1	9	120	
Northern Ireland	Total	514	551	448	216	182	1911	
Application	Antrim	Antrim	0	2	3	0	0	5
		Ballymena	1	1	1	0	0	3
		Coleraine	5	4	21	0	0	30
		Total	6	7	25	0	0	38
	Ards	Downpatrick	1	1	3	0	0	5
		Newtownards	8	6	37	0	0	51
		Total	9	7	40	0	0	56
	Armagh and South Down	Armagh	0	2	1	0	0	3
		Newry	5	7	25	0	0	37
		Total	5	9	26	0	0	40
	Belfast	Laganside	11	51	133	0	0	195
		Total	11	51	133	0	0	195
	Civil Processing Centre	Civil Processing Centre	0	0	9	0	0	9
		Total	0	0	9	0	0	9
	Craigavon	Craigavon	9	0	43	0	0	52
		Lisburn	0	0	0	0	0	0
		Total	9	0	43	0	0	52
	Fermanagh and Tyrone	Omagh	2	8	36	0	0	46
		Enniskillen	0	0	0	0	0	0
		Dungannon	0	0	0	0	0	0
Total		2	8	36	0	0	46	
Londonderry	Londonderry	4	9	18	0	0	31	
	Total	4	9	18	0	0	31	
Northern Ireland	Total	46	91	330	0	0	467	

Table 4: Number of ordinary civil bills cases by amount awarded¹

	Division	Court Office	No value	Less than £1000	£1000-2999	£3000-4999	Over £5000	Total
Case	Antrim	Antrim	0	0	0	0	0	0
		Ballymena	0	0	0	0	0	0
		Coleraine	16	7	8	15	8	54
		Total	16	7	8	15	8	54
	Ards	Downpatrick	0	0	0	0	0	0
		Newtownards	16	9	30	28	31	114
		Total	16	9	30	28	31	114
	Armagh and South Down	Armagh	3	0	2	1	3	9
		Newry	15	3	18	17	25	78
		Total	18	3	20	18	28	87
	Belfast	Laganside	308	18	94	69	91	580
		Total	308	18	94	69	91	580
	Craigavon	Craigavon	11	6	10	14	17	58
		Lisburn	7	1	0	2	4	14
		Total	18	7	10	16	21	72
	Fermanagh and Tyrone	Omagh	24	6	13	9	26	78
		Enniskillen	1	0	0	1	0	2
		Dungannon	0	0	0	0	0	0
		Total	25	6	13	10	26	80
	Londonderry	Londonderry	28	3	18	13	16	78
		Total	28	3	18	13	16	78
	Northern Ireland	Total	429	53	193	169	221	1065

¹ Excludes cases that were adjourned generally, default judgements or had office disposals

Table 5: Outstanding civil bills with NID but no COR

	Division	Court Office	County Court Judge	District Judge	Total
Case	Antrim	Antrim	4	2	6
		Ballymena	2	3	5
		Coleraine	184	157	341
		Total	190	162	352
	Ards	Downpatrick	0	2	2
		Newtownards	99	213	312
		Total	99	215	314
	Armagh and South Down	Armagh	21	20	41
		Newry	149	142	291
		Total	170	162	332
	Belfast	Laganside	1793	951	2744
		Total	1793	951	2744
	Craigavon	Craigavon	130	184	314
		Lisburn	27	24	51
		Total	157	208	365
	Fermanagh and Tyrone	Omagh	251	241	492
		Enniskillen	0	1	1
		Dungannon	1	0	1
		Total	252	242	494
	Londonderry	Londonderry	112	154	266
Total		112	154	266	
Northern Ireland	Total	2773	2094	4867	

Table 6: Outstanding civil bills with COR

Division	Court Office	County court judge	District judge	Total
Antrim	Antrim	3	1	4
	Ballymena	8	5	13
	Coleraine	71	79	150
	Total	82	85	167
Ards	Downpatrick	0	1	1
	Newtownards	35	55	90
	Total	35	56	91
Armagh and South Down	Armagh	5	7	12
	Newry	51	56	107
	Total	56	63	119
Belfast	Laganside	911	375	1286
	Total	911	375	1286
Craigavon	Craigavon	47	49	96
	Lisburn	18	9	27
	Total	65	58	123
Fermanagh and Tyrone	Omagh	97	118	215
	Enniskillen	1	1	2
	Dungannon	5	3	8
	Total	103	122	225
Londonderry	Londonderry	40	67	107
	Total	40	67	107
Northern Ireland	Total	1292	826	2118

Table 7: Time intervals in weeks for civil bill cases²

	Division	Court Office	Issue to disposal
Case	Antrim	Antrim	0
		Ballymena	0
		Coleraine	44
		Total	44
	Ards	Downpatrick	0
		Newtownards	27
		Total	27
	Armagh and South Down	Armagh	54
		Newry	43
		Total	44
	Belfast	Laganside	62
		Total	62
	Craigavon	Craigavon	34
		Lisburn	65
		Total	40
	Fermanagh and Tyrone	Omagh	67
		Enniskillen	208
		Dungannon	0
		Total	71
	Londonderry	Londonderry	60
Total		60	
Northern Ireland	Total	55	

² Excludes default judgements and office disposals

Table 8: Time intervals in weeks for civil bill applications²

	Division	Court Office	Issue to disposal
Application	Antrim	Antrim	10
		Ballymena	12
		Coleraine	8
		Total	9
	Ards	Downpatrick	0
		Newtownards	10
		Total	9
	Armagh and South Down	Armagh	24
		Newry	7
		Total	9
	Belfast	Laganside	9
		Total	9
	Craigavon	Craigavon	13
		Lisburn	0
		Total	13
	Fermanagh and Tyrone	Omagh	5
		Enniskillen	0
		Dungannon	0
		Total	5
	Londonderry	Londonderry	6
Total		6	
Northern Ireland	Total	9	

² Excludes default judgements and office disposals

Equity

Table 9: Equity cases and applications received

	Division	Court Office	
Case	Antrim	Antrim	0
		Ballymena	0
		Coleraine	6
		Total	6
	Ards	Downpatrick	1
		Newtownards	3
		Total	4
	Armagh and South Down	Armagh	0
		Newry	1
		Total	1
	Belfast	Laganside	9
		Total	9
	Craigavon	Craigavon	1
		Lisburn	0
		Total	1
	Fermanagh and Tyrone	Omagh	4
		Enniskillen	0
		Dungannon	0
		Total	4
	Londonderry	Londonderry	4
Total		4	
Northern Ireland	Total	29	
Application	Antrim	Antrim	0
		Ballymena	0
		Coleraine	3
		Total	3
	Ards	Downpatrick	0
		Newtownards	3
		Total	3
	Armagh and South Down	Armagh	0
		Newry	4
		Total	4
	Belfast	Laganside	2
		Total	2
	Craigavon	Craigavon	0
		Lisburn	0
		Total	0
	Fermanagh and Tyrone	Omagh	6
		Enniskillen	0
		Dungannon	0
		Total	6
	Londonderry	Londonderry	1
Total		1	
Northern Ireland	Total	19	

Table 10: Equity cases and applications disposed

	Division	Court Office	Court result - CCJ	Court result - DJ	Non court disposals	Total	
Case	Antrim	Antrim	0	0	0	0	
		Ballymena	0	0	0	0	
		Coleraine	0	0	1	1	
		Total	0	0	1	1	
	Ards	Downpatrick	0	0	0	0	
		Newtownards	6	0	0	6	
		Total	6	0	0	6	
	Armagh and South Down	Armagh	0	0	0	0	
		Newry	1	2	1	4	
		Total	1	2	1	4	
	Belfast	Laganside	1	0	1	2	
		Total	1	0	1	2	
	Craigavon	Craigavon	4	0	0	4	
		Lisburn	1	0	1	2	
		Total	5	0	1	6	
	Fermanagh and Tyrone	Omagh	7	0	0	7	
		Enniskillen	0	0	0	0	
		Dungannon	0	0	0	0	
		Total	7	0	0	7	
	Londonderry	Londonderry	0	1	0	1	
		Total	0	1	0	1	
	Northern Ireland	Total	20	3	4	27	
	Application	Antrim	Antrim	0	0	0	0
			Ballymena	0	0	0	0
			Coleraine	0	0	1	1
			Total	0	0	1	1
		Ards	Downpatrick	0	0	0	0
Newtownards			2	0	0	2	
Total			2	0	0	2	
Armagh and South Down		Armagh	0	0	0	0	
		Newry	0	1	2	3	
		Total	0	1	2	3	
Belfast		Laganside	0	0	2	2	
		Total	0	0	2	2	
Craigavon		Craigavon	1	0	0	1	
		Lisburn	0	0	0	0	
		Total	1	0	0	1	
Fermanagh and Tyrone		Omagh	3	0	3	6	
		Enniskillen	0	0	0	0	
		Dungannon	0	0	0	0	
		Total	3	0	3	6	
Londonderry		Londonderry	0	0	0	0	
		Total	0	0	0	0	
Northern Ireland		Total	6	1	8	15	

Table 11: Outstanding equity cases

	Division	Court Office	
Case	Antrim	Antrim	0
		Ballymena	6
		Coleraine	22
		Total	28
	Ards	Downpatrick	3
		Newtownards	16
		Total	19
	Armagh and South Down	Armagh	1
		Newry	36
		Total	37
	Belfast	Laganside	50
		Total	50
	Craigavon	Craigavon	18
		Lisburn	0
		Total	18
	Fermanagh and Tyrone	Omagh	46
		Enniskillen	0
		Dungannon	0
		Total	46
	Londonderry	Londonderry	19
		Total	19
Northern Ireland	Total	217	

Table 12: Time intervals in weeks for equity

	Division	Court Office	Issue to disposal
Case	Antrim	Antrim	0
		Ballymena	0
		Coleraine	0
		Total	0
	Ards	Downpatrick	0
		Newtownards	34
		Total	34
	Armagh and South Down	Armagh	0
		Newry	60
		Total	60
	Belfast	Laganside	32
		Total	32
	Craigavon	Craigavon	57
		Lisburn	31
		Total	52
	Fermanagh and Tyrone	Omagh	73
		Enniskillen	0
		Dungannon	0
		Total	73
	Londonderry	Londonderry	11
Total		11	
Northern Ireland	Total	52	
Application	Antrim	Antrim	0
		Ballymena	0
		Coleraine	0
		Total	0
	Ards	Downpatrick	0
		Newtownards	4
		Total	4
	Armagh and South Down	Armagh	0
		Newry	0
		Total	0
	Belfast	Laganside	0
		Total	0
	Craigavon	Craigavon	6
		Lisburn	0
		Total	6
	Fermanagh and Tyrone	Omagh	14
		Enniskillen	0
		Dungannon	0
		Total	14
	Londonderry	Londonderry	0
Total		0	
Northern Ireland	Total	8	

Ejectment

Table 13: Ejectment cases received

Case	Division	Court Office	
	Antrim	Antrim	0
		Ballymena	2
		Coleraine	8
		Total	10
	Ards	Downpatrick	0
		Newtownards	31
		Total	31
	Armagh and South Down	Armagh	1
		Newry	3
		Total	4
	Belfast	Laganside	149
		Total	149
	Craigavon	Craigavon	21
		Lisburn	0
		Total	21
	Fermanagh and Tyrone	Omagh	8
		Enniskillen	0
		Dungannon	0
		Total	8
	Londonderry	Londonderry	10
Total		10	
Northern Ireland	Total	233	

Table 14: Ejectment cases disposed

Case	Division	Court Office	Court result - CCJ	Court result - DJ	Non court disposals	Total
	Antrim	Antrim	0	0	0	0
		Ballymena	0	0	0	0
		Coleraine	13	0	0	13
		Total	13	0	0	13
	Ards	Downpatrick	0	0	0	0
		Newtownards	0	39	1	40
		Total	0	39	1	40
	Armagh and South Down	Armagh	1	0	0	1
		Newry	3	0	0	3
		Total	4	0	0	4
	Belfast	Laganside	4	62	0	66
		Total	4	62	0	66
	Craigavon	Craigavon	1	13	1	15
		Lisburn	0	3	0	3
		Total	1	16	1	18
	Fermanagh and Tyrone	Omagh	10	0	0	10
		Enniskillen	0	0	0	0
		Dungannon	0	0	0	0
		Total	10	0	0	10
	Londonderry	Londonderry	6	0	0	6
Total		6	0	0	6	
Northern Ireland	Total	38	117	2	157	

Table 15: Outstanding ejection cases with NID

	Division	Court Office	
Case	Antrim	Antrim	0
		Ballymena	0
		Coleraine	1
		Total	1
	Ards	Downpatrick	0
		Newtownards	2
		Total	2
	Armagh and South Down	Armagh	0
		Newry	7
		Total	7
	Belfast	Laganside	11
		Total	11
	Craigavon	Craigavon	1
		Lisburn	2
		Total	3
	Fermanagh and Tyrone	Omagh	6
		Enniskillen	0
		Dungannon	0
		Total	6
	Londonderry	Londonderry	4
Total		4	
Northern Ireland	Total	34	

Table 16: Time intervals in weeks for ejection³

	Division	Court Office	Issue to disposal
Case	Antrim	Antrim	0
		Ballymena	0
		Coleraine	15
		Total	15
	Ards	Downpatrick	0
		Newtownards	18
		Total	18
	Armagh and South Down	Armagh	15
		Newry	14
		Total	14
	Belfast	Laganside	18
		Total	18
	Craigavon	Craigavon	16
		Lisburn	20
		Total	16
	Fermanagh and Tyrone	Omagh	28
		Enniskillen	0
		Dungannon	0
		Total	28
	Londonderry	Londonderry	13
Total		13	
Northern Ireland	Total	18	

³ Excludes default judgements, non-court disposals and office disposals

Small Claims

Table 17: Number of small claims cases and applications received

	Division	Court Office	
Case	Antrim	Antrim	1
		Ballymena	2
		Coleraine	56
		Total	59
	Ards	Downpatrick	1
		Newtownards	44
		Total	45
	Armagh and South Down	Armagh	1
		Newry	19
		Total	20
	Belfast	Laganside	2293
		Total	2293
	Craigavon	Craigavon	21
		Lisburn	4
		Total	25
	Fermanagh and Tyrone	Omagh	29
		Enniskillen	1
		Dungannon	0
		Total	30
Londonderry	Londonderry	24	
	Total	24	
Northern Ireland	Total	2496	
Applications	Antrim	Antrim	0
		Ballymena	0
		Coleraine	8
		Total	8
	Ards	Downpatrick	0
		Newtownards	4
		Total	4
	Armagh and South Down	Armagh	0
		Newry	2
		Total	2
	Belfast	Laganside	32
		Total	32
	Craigavon	Craigavon	1
		Lisburn	0
		Total	1
	Fermanagh and Tyrone	Omagh	4
		Enniskillen	1
		Dungannon	0
		Total	5
	Londonderry	Londonderry	2
Total		2	
Northern Ireland	Total	54	

Table 18: Number of small claims cases with NODs received

	Division	Court Office	
Case	Antrim	Antrim	0
		Ballymena	1
		Coleraine	48
		Total	49
	Ards	Downpatrick	0
		Newtownards	37
		Total	37
	Armagh and South Down	Armagh	3
		Newry	26
		Total	29
	Belfast	Laganside	98
		Total	98
	Craigavon	Craigavon	23
		Lisburn	6
		Total	29
	Fermanagh and Tyrone	Omagh	27
		Enniskillen	1
		Dungannon	0
		Total	28
	Londonderry	Londonderry	26
Total		26	
Northern Ireland	Total	296	

Table 19: Number of small claims cases and applications disposed

	Division	Court Office	Court disposal	Non court disposal	Office disposal	Default judgement	Total
Case	Antrim	Antrim	0	0	0	0	0
		Ballymena	1	0	0	0	1
		Coleraine	13	7	2	1	23
		Total	14	7	2	1	24
	Ards	Downpatrick	0	0	0	0	0
		Newtownards	25	8	2	2	37
		Total	25	8	2	2	37
	Armagh and South Down	Armagh	9	1	2	0	12
		Newry	12	1	3	0	16
		Total	21	2	5	0	28
	Belfast	Laganside	75	15	27	4	119
		Civil Processing Centre	0	3	394	1323	1722
		Total	75	18	421	1327	1841
	Craigavon	Craigavon	12	1	8	1	22
		Lisburn	3	1	0	0	4
		Total	15	2	8	1	26
	Fermanagh and Tyrone	Omagh	34	0	3	2	39
		Enniskillen	1	0	0	0	1
		Dungannon	1	0	0	0	1
		Total	36	0	3	2	41
Londonderry	Londonderry	20	1	1	1	23	
	Total	20	1	1	1	23	
Northern Ireland	Total	206	38	442	1334	2020	
Applications	Antrim	Antrim	0	0	0	0	0
		Ballymena	0	0	0	0	0
		Coleraine	2	3	0	0	5
		Total	2	3	0	0	5
	Ards	Downpatrick	0	0	0	0	0
		Newtownards	4	0	0	0	4
		Total	4	0	0	0	4
	Armagh and South Down	Armagh	1	0	0	0	1
		Newry	1	0	0	0	1
		Total	2	0	0	0	2
	Belfast	Laganside	15	6	0	0	21
		Total	15	6	0	0	21
	Craigavon	Craigavon	1	0	0	0	1
		Lisburn	0	0	0	0	0
		Total	1	0	0	0	1
	Fermanagh and Tyrone	Omagh	6	0	0	0	6
		Enniskillen	0	0	0	0	0
		Strabane	0	0	0	0	0
		Total	6	0	0	0	6
	Londonderry	Londonderry	2	0	0	0	2
Total		2	0	0	0	2	
Northern Ireland	Total	32	9	0	0	41	

Table 20: Outstanding small claims with NOD

Division	Court Office	
Antrim	Antrim	0
	Ballymena	7
	Coleraine	57
	Total	64
Ards	Downpatrick	0
	Newtownards	42
	Total	42
Armagh and South Down	Armagh	10
	Newry	28
	Total	38
Belfast	Laganside	222
	Total	222
Craigavon	Craigavon	29
	Lisburn	7
	Total	36
Fermanagh and Tyrone	Omagh	30
	Enniskillen	3
	Dungannon	0
	Total	33
Londonderry	Londonderry	37
	Total	37
Northern Ireland	Total	472

Table 21: Time intervals in weeks for small claims³

	Division	Court Office	Issue to disposal
Case	Antrim	Antrim	0
		Ballymena	8
		Coleraine	19
		Total	18
	Ards	Downpatrick	0
		Newtownards	36
		Total	36
	Armagh and South Down	Armagh	22
		Newry	19
		Total	20
	Belfast	Laganside	21
		Total	21
	Craigavon	Craigavon	20
		Lisburn	20
		Total	20
	Fermanagh and Tyrone	Omagh	19
		Enniskillen	14
		Dungannon	17
		Total	19
	Londonderry	Londonderry	23
		Total	23
	Northern Ireland	Total	22
Applications	Antrim	Antrim	0
		Ballymena	0
		Coleraine	9
		Total	9
	Ards	Downpatrick	0
		Newtownards	7
		Total	7
	Armagh and South Down	Armagh	8
		Newry	7
		Total	8
	Belfast	Laganside	6
		Total	6
	Craigavon	Craigavon	17
		Lisburn	0
		Total	17
	Fermanagh and Tyrone	Omagh	8
		Enniskillen	0
		Dungannon	0
		Total	8
	Londonderry	Londonderry	9
		Total	9
	Northern Ireland	Total	7

³ Excludes default judgements, non-court disposals and office disposals

Criminal Damage

Table 22: Number of criminal damage cases and applications received

	Division	Court Office	
Case	Antrim	Antrim	0
		Ballymena	0
		Coleraine	1
		Total	1
	Ards	Downpatrick	0
		Newtownards	0
		Total	0
	Armagh and South Down	Armagh	0
		Newry	0
		Total	0
	Belfast	Laganside	2
		Total	2
	Craigavon	Craigavon	0
		Lisburn	0
		Total	0
	Fermanagh and Tyrone	Omagh	4
		Enniskillen	0
		Dungannon	0
		Total	4
	Londonderry	Londonderry	1
Total		1	
Northern Ireland	Total	8	
Applications	Antrim	Antrim	0
		Ballymena	0
		Coleraine	0
		Total	0
	Ards	Downpatrick	0
		Newtownards	0
		Total	0
	Armagh and South Down	Armagh	0
		Newry	0
		Total	0
	Belfast	Laganside	0
		Total	0
	Craigavon	Craigavon	0
		Lisburn	0
		Total	0
	Fermanagh and Tyrone	Omagh	0
		Enniskillen	0
		Dungannon	0
		Total	0
	Londonderry	Londonderry	0
Total		0	
Northern Ireland	Total	0	

Table 23: Number of criminal damage cases and applications disposed

	Division	Court Office	Court disposal	Non court disposal	Total
Case	Antrim	Antrim	0	0	0
		Ballymena	0	0	0
		Coleraine	0	0	0
		Total	0	0	0
	Ards	Downpatrick	0	0	0
		Newtownards	0	0	0
		Total	0	0	0
	Armagh and South Down	Armagh	0	0	0
		Newry	0	0	0
		Total	0	0	0
	Belfast	Laganside	1	0	1
		Total	1	0	1
	Craigavon	Craigavon	1	0	1
		Lisburn	0	0	0
		Total	1	0	1
	Fermanagh and Tyrone	Omagh	0	0	0
		Enniskillen	0	0	0
		Dungannon	0	0	0
		Total	0	0	0
	Londonderry	Londonderry	1	0	1
Total		1	0	1	
Northern Ireland	Total	3	0	3	
Applications	Antrim	Antrim	0	0	0
		Ballymena	0	0	0
		Coleraine	0	0	0
		Total	0	0	0
	Ards	Downpatrick	0	0	0
		Newtownards	0	0	0
		Total	0	0	0
	Armagh and South Down	Armagh	0	0	0
		Newry	0	0	0
		Total	0	0	0
	Belfast	Laganside	0	0	0
		Total	0	0	0
	Craigavon	Craigavon	0	0	0
		Lisburn	0	0	0
		Total	0	0	0
	Fermanagh and Tyrone	Omagh	0	0	0
		Enniskillen	0	0	0
		Dungannon	0	0	0
		Total	0	0	0
	Londonderry	Londonderry	0	0	0
Total		0	0	0	
Northern Ireland	Total	0	0	0	

Table 24: Outstanding criminal damage cases

	Division	Court Office	
Case	Antrim	Antrim	0
		Ballymena	0
		Coleraine	3
		Total	3
	Ards	Downpatrick	0
		Newtownards	2
		Total	2
	Armagh and South Down	Armagh	5
		Newry	2
		Total	7
	Belfast	Laganside	27
		Total	27
	Craigavon	Craigavon	9
		Lisburn	0
		Total	9
	Fermanagh and Tyrone	Omagh	13
		Enniskillen	0
		Dungannon	0
		Total	13
	Londonderry	Londonderry	3
Total		3	
Northern Ireland	Total	64	

Table 25: Time intervals in weeks for criminal damage²

	Division	Court Office	Issue to disposal
Case	Antrim	Antrim	0
		Ballymena	0
		Coleraine	0
		Total	0
	Ards	Downpatrick	0
		Newtownards	0
		Total	0
	Armagh and South Down	Armagh	0
		Newry	0
		Total	0
	Belfast	Laganside	62
		Total	62
	Craigavon	Craigavon	127
		Lisburn	0
		Total	127
	Fermanagh and Tyrone	Omagh	0
		Enniskillen	0
		Dungannon	0
		Total	0
	Londonderry	Londonderry	142
Total		142	
Northern Ireland	Total	110	

² Excludes default judgements and office disposals

Divorces

Table 26: Divorce petitions by number of decrees granted

Division	Court Office	2 years with consent	5 years separation	Adultery	Unreasonable behaviour	Combination of grounds/other	Total
Antrim	Antrim	0	0	0	0	0	0
	Ballymena	0	0	0	0	0	0
	Coleraine	26	16	1	10	5	58
	Total	26	16	1	10	5	58
Ards	Downpatrick	0	0	0	0	0	0
	Newtownards	30	22	1	4	0	57
	Total	30	22	1	4	0	57
Armagh and South Down	Armagh	24	19	0	3	1	47
	Newry	0	0	0	0	0	0
	Total	24	19	0	3	1	47
Belfast	Laganside	50	35	2	9	1	97
	Total	50	35	2	9	1	97
Craigavon	Craigavon	24	23	1	3	2	53
	Lisburn	0	0	0	0	0	0
	Total	24	23	1	3	2	53
Fermanagh and Tyrone	Omagh	0	0	0	0	0	0
	Enniskillen	0	0	0	0	0	0
	Dungannon	14	21	0	2	2	39
	Total	14	21	0	2	2	39
Londonderry	Londonderry	20	15	0	1	8	44
	Total	20	15	0	1	8	44
Northern Ireland	Total	188	151	5	32	19	395

Table 27: Divorce petitions by number of decrees absolute issued

Division	Court Office	2 years with consent	5 years separation	Adultery	Unreasonable behaviour	Combination of grounds/other	Total
Antrim	Antrim	0	0	0	0	0	0
	Ballymena	1	0	0	0	1	2
	Coleraine	19	26	2	9	9	65
	Total	20	26	2	9	10	67
Ards	Downpatrick	0	0	0	0	0	0
	Newtownards	17	9	0	3	4	33
	Total	17	9	0	3	4	33
Armagh and South Down	Armagh	27	23	2	6	2	60
	Newry	1	0	0	0	1	2
	Total	28	23	2	6	3	62
Belfast	Laganside	49	42	0	7	5	103
	Total	49	42	0	7	5	103
Craigavon	Craigavon	29	16	2	4	4	55
	Lisburn	1	1	0	0	0	2
	Total	30	17	2	4	4	57
Fermanagh and Tyrone	Omagh	0	0	0	0	0	0
	Enniskillen	0	0	0	0	0	0
	Dungannon	13	11	1	6	0	31
	Total	13	11	1	6	0	31
Londonderry	Londonderry	9	13	0	5	5	32
	Total	9	13	0	5	5	32
Northern Ireland	Total	166	141	7	40	31	385

Table 28: Matrimonial applications received

Division	Court Office	Ancillary relief	Matrimonial application to a master	Other	Total
Antrim	Antrim	0	0	0	0
	Ballymena	2	0	1	3
	Coleraine	10	0	1	11
	Total	12	0	2	14
Ards	Downpatrick	0	0	0	0
	Newtownards	7	0	1	8
	Total	7	0	1	8
Armagh and South Down	Armagh	4	0	0	4
	Newry	1	0	1	2
	Total	5	0	1	6
Belfast	Laganside	10	0	20	30
	Total	10	0	20	30
Craigavon	Craigavon	3	0	1	4
	Lisburn	3	0	0	3
	Total	6	0	1	7
Fermanagh and Tyrone	Omagh	0	0	0	0
	Enniskillen	0	0	0	0
	Dungannon	6	0	0	6
	Total	6	0	0	6
Londonderry	Londonderry	6	0	0	6
	Total	6	0	0	6
Northern Ireland	Total	52	0	25	77

Table 29: Matrimonial applications disposed

Division	Court Office	Ancillary relief	Matrimonial application to a master	Other	Total
Antrim	Antrim	0	0	0	0
	Ballymena	3	0	1	4
	Coleraine	9	0	1	10
	Total	12	0	2	14
Ards	Downpatrick	0	0	0	0
	Newtownards	2	0	0	2
	Total	2	0	0	2
Armagh and South Down	Armagh	5	0	0	5
	Newry	1	0	0	1
	Total	6	0	0	6
Belfast	Laganside	3	0	0	3
	Total	3	0	0	3
Craigavon	Craigavon	0	0	1	1
	Lisburn	2	0	0	2
	Total	2	0	1	3
Fermanagh and Tyrone	Omagh	0	0	0	0
	Enniskillen	0	0	0	0
	Dungannon	1	0	0	1
	Total	1	0	0	1
Londonderry	Londonderry	4	0	0	4
	Total	4	0	0	4
Northern Ireland	Total	30	0	3	33

Table 30: Time intervals in weeks for divorce petitions

Division	Court Office	Issue to date decree granted	Date decree granted to date absolute issued
Antrim	Antrim	0	0
	Ballymena	0	0
	Coleraine	23	7
	Total	23	7
Ards	Downpatrick	0	0
	Newtownards	21	7
	Total	21	7
Armagh and South Down	Armagh	29	8
	Newry	0	0
	Total	29	8
Belfast	Laganside	29	9
	Total	29	9
Craigavon	Craigavon	28	8
	Lisburn	0	0
	Total	28	8
Fermanagh and Tyrone	Omagh	0	0
	Enniskillen	0	0
	Dungannon	26	9
	Total	26	9
Londonderry	Londonderry	30	7
	Total	30	7
Northern Ireland	Total	27	8

Table 31: Time intervals in weeks for divorce applications⁴

Division	Court Office	Issue to disposal
Antrim	Antrim	0
	Ballymena	35
	Coleraine	27
	Total	29
Ards	Downpatrick	0
	Newtownards	16
	Total	16
Armagh and South Down	Armagh	79
	Newry	8
	Total	65
Belfast	Laganside	31
	Total	31
Craigavon	Craigavon	1
	Lisburn	97
	Total	65
Fermanagh and Tyrone	Omagh	0
	Enniskillen	0
	Dungannon	5
	Total	5
Londonderry	Londonderry	45
	Total	45
Northern Ireland	Total	39

⁴Excludes non-court disposals

Licences

Table 32: Licences⁵

Division	Court Office	Licences Received	Licences Disposed
Antrim	Antrim	3	3
	Total	3	3
Ards	Downpatrick	2	3
	Newtownards	2	6
	Total	4	9
Armagh and South Down	Armagh and South Down	4	0
	Total	4	0
Belfast	Laganside	13	12
	Total	13	12
Craigavon	Craigavon	0	0
	Lisburn	2	2
	Total	2	2
Fermanagh and Tyrone	Fermanagh and Tyrone	1	1
	Total	1	1
Londonderry	Londonderry	6	5
	Total	6	5
Northern Ireland	Total	33	32

⁵Data for Antrim, Armagh & South Down, Fermanagh & Tyrone and Londonderry are reported by County Court Division

County Court Judge and District Judge Sitting Days

Table 33: County Court Judge & District Judge Sitting Days⁶

Division	Court Office	Total time			Total criminal time	Total civil time	Total family time
		Number of sitting days	Average sitting	Total time			
Antrim	Antrim	52	2:40:17	138:55:00	130:19:00	5:55:00	2:41:00
	Ballymena	3	3:38:20	10:55:00	0:00:00	7:25:00	3:30:00
	Coleraine	10	2:07:30	21:15:00	0:00:00	17:05:00	4:10:00
	Total	65	2:37:55	171:05:00	130:19:00	30:25:00	10:21:00
Ards	Downpatrick	63	2:02:15	128:22:00	113:37:00	8:45:00	6:00:00
	Newtownards	27	2:37:42	70:58:00	1:03:00	67:10:00	2:45:00
	Total	90	2:12:53	199:20:00	114:40:00	75:55:00	8:45:00
Armagh and South Down	Armagh	5	3:14:12	16:11:00	0:00:00	14:35:00	1:36:00
	Banbridge@Newry	4	0:27:00	1:48:00	1:48:00	0:00:00	0:00:00
	Newry	64	2:28:19	158:13:00	86:39:00	63:56:00	7:38:00
	Total	73	2:24:49	176:12:00	88:27:00	78:31:00	9:14:00
Belfast	Laganside	304	2:46:45	844:52:00	391:10:00	238:20:00	215:22:00
	Total	304	2:46:45	844:52:00	391:10:00	238:20:00	215:22:00
Craigavon	Craigavon	69	2:31:13	173:54:00	129:21:00	24:55:00	19:38:00
	Lisburn	12	3:54:05	46:49:00	14:54:00	27:40:00	4:15:00
	Total	81	2:43:29	220:43:00	144:15:00	52:35:00	23:53:00
Fermanagh and Tyrone	Omagh	13	2:52:23	37:21:00	4:30:00	26:40:00	6:11:00
	Enniskillen	6	3:33:20	21:20:00	6:00:00	14:45:00	0:35:00
	Dungannon	69	3:11:02	219:42:00	121:45:00	56:50:00	41:07:00
	Total	88	3:09:48	278:23:00	132:15:00	98:15:00	47:53:00
Londonderry	Magherafelt	1	3:00:00	3:00:00	0:00:00	2:40:00	0:20:00
	Londonderry	72	2:56:04	211:17:00	111:01:00	43:41:00	56:35:00
	Total	73	2:56:07	214:17:00	111:01:00	46:21:00	56:55:00
Northern Ireland	Total	774	2:43:10	2104:52:00	1112:07:00	620:22:00	372:23:00

⁶A court sitting day is counted as any day where the judiciary sit in court. It does not include time in chambers or days where the judiciary are sitting in chambers

APPENDIX 2 - EXPLANATORY NOTES

Amount awarded

This relates to the monetary value awarded in cases such as small claims and ordinary civil bills. On occasion the amount awarded may be unliquidated which means that the claim was not made for a specific amount of money, but rather, for example, damage caused to a property, for repairs for damage caused or for faulty workmanship.

Application

The act of applying to a civil court to ask it to do something, for example to start proceedings or make an order.

Case

The proceedings, arguments and evidence in court and the court hearing.

Certificate of Readiness (COR)

When a small claim or civil bill is contested by the respondent, the matter will proceed to the county court for judgment. Before the case can be heard, both parties must contribute to the completion of a Certificate of Readiness (COR) which informs the court that the case is ready to be heard and can therefore be listed by the court for hearing.

County Court Judge (CCJ)

This is a judge who sits in the County Court and the Crown Court. In the County Court, they will sit on business such as ordinary civil bills (with a value over £10,000 and up to £30,000), criminal damage, licences, equity, ejectment and divorces.

Court Disposal

Includes all cases issued with a final order by County Court Judge or District Judge.

Criminal Damage

These are cases in which there is an allegation that a property has been destroyed or damaged or where a person is alleged to have made threats, had intent, or was found to have anything on their property with intent to cause damage to another property.

Default Judgment

This is a judgment in favour of one party due to some failure to take action by the other party. In most cases this will be a judgment in favour of the applicant due to the failure of the respondent to contest the claim brought against them. The failure to take action is the default. The default judgment is the relief requested in the party's original petition.

Disposed

The date a case is finally dealt with via a court or non-court result and the case is no longer in the court process.

District Judge (DJ)

This is a judge who sits in the County Court or Magistrates' Court. In the County Court they will sit on business such as small claims and ordinary civil bills (with a value up to £10,000).

Divorces

These are proceedings initiated in order to dissolve a marriage. Dissolutions of civil partnerships are also included within these figures. Following the issue of a divorce petition in the High Court, if it is a defended case it will be heard in the High Court and if it is an undefended case it may be heard either in the High Court or the County Court (depending on the choice of the individuals involved). Initially a Decree Nisi, judicial separation or nullity is granted, which is an initial order for divorce. Providing that no reason is provided to the court to challenge the nisi, a Decree Absolute, which is a final order for divorce that dissolves a marriage and permits an individual party to remarry, is made. A defended divorce is a proceeding in which an individual (the petitioner) applies for a divorce and the other party (the respondent) indicates that they wish to contest a divorce being granted at all, or on the reasons stated by the petitioner.

Equity

Any type of proceeding which seeks a court judgement on disputes relating to property disputes i.e. who owns it, and should damages be paid.

Ejectment

A legal document which seeks to recover possession of land and/or a dwelling house (e.g. where a tenant has stopped paying rent). Similar matters relating to properties owned with a mortgage are dealt with through proceedings within the Chancery Division of the High Court.

Issue

This is the process by which a complaint or claim is lodged with the court. It can also be described as the 'Received Date'.

Licences

These are applications for intoxicating liquor licences and certificates of registration for public houses and clubs, enabling their legal operation.

Matrimonial Application

These are applications attached to divorce proceedings such as Ancillary Relief applications that relate to financial relief to one or both parties following a petition for divorce, for example, maintenance and the division of property/finances.

Notice of Dispute (NOD)

When a small claim is taken by an applicant against a respondent, the respondent may contest the claim and signal their intention to dispute the claim through a Notice of Dispute. This means that the case will then be listed before a judge in court for resolution.

Non court disposal

Includes all disposals not completed in court, for example settlements or withdrawals.

Notice of Intention to Defend (NID)

When a civil bill is taken by an applicant against a respondent, the respondent may contest the claim and signal their intention to dispute the claim through a Notice of Intention to Defend. This means that the case will then be listed before a judge in court for resolution.

Ordinary civil bills

A legal document which seeks to recover damages for (i) personal injury claims (injuries caused by negligence), for example, traffic accidents, falls on pavements and accidents at work and (ii) consumer disputes, for example, faulty goods or services. There have been a number of changes in the threshold for ordinary civil bills in recent years. Until 25 February 2013 ordinary civil bills related to cases seeking damages between £3,000 and £15,000 (prior to May 2011, the lower limit was £2,000). Following changes made on 25 February 2013, the upper limit for civil bills was extended to include cases seeking damages between £3,000 and £30,000.

Outstanding case

A case that is currently active within the County Court system, for example, live cases not yet disposed.

Received

The date the papers are lodged with the court and the fees receipted.

Sitting Days

A court sitting day is counted as any day where the judiciary sit in court. It is a period of work by a judge on a single day. Multiple sittings on one calendar date will be aggregated into one sitting day based on the Judicial officer, venue and sitting date. Several types of business may be heard within one sitting day. Days are classified on the basis of the majority business undertaken, except for the Magistrates court, when it is based in the first instance, on the earliest scheduled sitting. Where the start time for two or more sittings is the same, the days are classified on the majority of business undertaken. It does not include time in chambers or days where the judiciary are sitting in chambers.

Small claims

Small claims allow certain types of claims to be decided informally by the county court, usually without the need of a solicitor or barrister. In general a small claim is one where the value to be claimed is not more than £3,000 (before May 2011 the upper limit was £2,000). Examples of small claims are (i) compensation for faulty services by, for example, builders, dry cleaners and garages (ii) compensation for faulty goods such as electrical goods (iii) disputes between landlords and tenants for rent arrears or compensation for not doing repairs and (iv) debts or wages owed or money in lieu of notice.

Time intervals

This is the time taken (in weeks) between the case, application or claim being received by the court and the date it is finally resolved, by either the court, an arrangement between parties out of court or by being withdrawn by the applicant.

Analytical Services Group,
Northern Ireland Courts and Tribunals Service,

Department of Justice

4th Floor, Laganside House
23-27 Oxford Street,
Belfast BT1 3LA

Email: Rodney.redmond@courtsni.gov.uk

Telephone: 028 9072 8920

www.courtsni.gov.uk