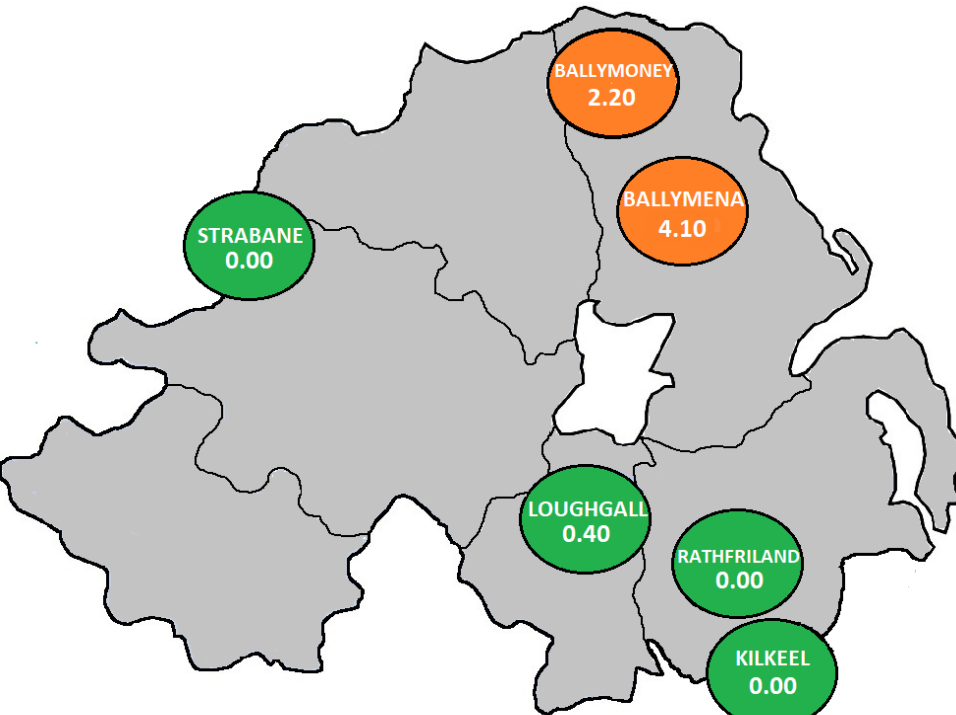


WEEK ENDING

6th September 2019 - Week 16

Site	Activity report	Current status:
Ballymena	Moderate risk: Known vector species in trap this week are as follows; <i>Rhopalosiphum padi</i> (Bird cherry-oat aphid), <i>Macrosiphum euphorbiae</i> (Potato aphid), <i>Metopolophium dirhodum</i> (Rose-graid aphid) and <i>Myzus ornatus</i> (Violet aphid). <i>Macrosiphum euphorbiae</i> (Potato aphid) is a known coloniser - <i>Macrosiphum euphorbiae</i> , <i>Metopolophium dirhodum</i> and <i>Myzus ornatus</i> are currently residing in the crop.	
Ballymoney	Moderate risk: Known vector species in trap this week are as follows; <i>Rhopalosiphum padi</i> (Bird cherry-oat aphid) and <i>Aphis fabae</i> (Black-bean aphid). No coloniser species seen in trap this week.	
Kilkeel	Low risk: No known vector or colonising species recorded in trap this week.	
Loughgall	Low risk: Known vector species in trap this week are as follows; <i>Rhopalosiphum padi</i> (Bird cherry-oat aphid). No coloniser species seen in trap this week.	
Rathfriland	Low risk: No aphids seen in trap this week.	
Strabane	Low risk: No known vector or colonising species recorded in trap this week.	

Key	Risk Level	Description
	LOW RISK	Low virus vector activity, no action required
	MODERATE RISK	Increased vigilance and monitoring of aphid populations required
	HIGH RISK	Severe risk of PVY transmission by aphids
	NO SAMPLE	No sample received for this location

Ballymena

Week ending:

Aphid Species	Common Name	PVY Index	24-May	31-May	07-Jun	14-Jun	21-Jun	28-Jun	05-Jul	12-Jul	19-Jul	26-Jul	02-Aug	09-Aug	16-Aug	23-Aug	30-Aug	06-Sep	13-Sep	20-Sep	Total PVY Index
<i>Cavariella aegopodii</i>	Willow-carrot Aphid	0.50		1 0.50		3 1.50		1 0.50	2 1.00		1 0.50										4.00
<i>Rhopalosiphum padi</i>	Bird Cherry-Oat Aphid	0.40		5 2.00	1 0.40	1 0.40		2 0.80	2 0.80					1 0.40	1 0.40	5 2.00	40 16.00	6 2.40			25.60
<i>Sitobion avenae</i>	Grain Aphid	0.60																			
<i>Myzus persicae</i>	Peach-potato Aphid	1.00							8 8.00		1 1.00		1 1.00	1 1.00		1 1.00	3 3.00				15.00
<i>Cavariella pastinacea</i>		0.00			1 0.00																
<i>Acyrtosiphon pisum</i>	Pea Aphid	0.70																			
<i>Brachycaudus helichrysi</i>	Leaf-Curling Plum Aphid	0.21																			
<i>Microlophium evansi</i>		0.00			1 0.00	1 0.00			2 0.00	1 0.00											
<i>Microlophium spp. (aptera)</i>		0.00															4 0.00	1 0.00			
<i>Hyperomyzus lactucae</i>	Currant-sowthistle Aphid	0.16						1 0.20													0.20
<i>Macrosiphum euphorbiae</i>	Potato Aphid	0.20		1 0.20											1 0.20	3 0.60	11 2.20	4 0.80			4.00
<i>Drepanosiphum platanoides</i>	Sycamore Aphid	0.00	6 0.00	3 0.00	1 0.00	1 0.00	2 0.00		5 0.00	2 0.00	3 0.00		5 0.00	2 0.00	1 0.00	2 0.00	1 0.00				
<i>Sitobion fragariae</i>	Blackberry-cereal Aphid	0.00																			
<i>Metopolophium dirhodum</i>	Rose-Grain Aphid	0.30	1 0.30					1 0.30	2 0.60												1.50
<i>Aphis fabae</i>	Black-bean Aphid	0.10						1 0.10	1 0.10	2 0.20							2 0.20				0.60
<i>Aphis rumicis</i>		0.00															2 0.00				
<i>Aphis sambuci</i>		0.00						2 0.00			1 0.00										
<i>Brevicoryne brassicae</i>	Cabbage Aphid	0.01																			
<i>Myzus ornatus</i>	Violet Aphid	0.20													2 0.40	1 0.20			3 0.60		
<i>Capitophorus homi</i>		0.00																			
<i>Capitophorus similis</i>		0.00																			
<i>Phyllaphis fagi</i>		0.00																			
<i>Chaitophorus populeti</i>		0.00																			
<i>Rhopalosiphoninus staphyleae</i>		0.00																			
<i>Rhopalosiphoninus ribesinus</i>		0.00															1 0.00	1 0.00			
<i>Macrosiphoniella abrotani</i>		0.00															1 0.00				
<i>Cavariella theobaldi</i>		0.00				1 0.00															
<i>Euceraphis punctipennis</i>		0.00																			
<i>Tuberculatus borealis</i>		0.00																			
<i>Uromelan spp.</i>		0.00																			
<i>Hyadaphis foeniculi</i>		0.00								1 0.00											
<i>Ovatus insitus</i>		0.00		1 0.00																	
<i>Acyrtosiphon loti</i>		0.00	2 0.00																		
<i>Acyrtosiphon spp.</i>		0.00												1 0.00							
<i>Rhopalosiphum insertum</i>		0.00				6 0.00															
<i>Rhopalosiphum tulipaellus</i>		0.00								1 0.00											
Others		0.00			1 0.00		1 0.00	2 0.00	1 0.00				1 0.00		1 0.00	1 0.00	1 0.00	4 0.00	7 0.00		
Weekly Index			0.30	2.70	0.40	1.90	0.00	1.90	10.50	0.20	1.50	0.00	1.00	1.40	1.00	3.80	21.40	4.10	0.00	0.00	52.10
Cumulative Index			0.30	3.00	3.40	5.30	5.30	7.20	17.70	17.90	19.40	19.40	20.40	21.80	22.80	26.60	48.00	52.10	52.10	52.10	52.10

Ballymoney

Week ending:

Aphid Species	Common Name	PVY Index	24-May	31-May	07-Jun	14-Jun	21-Jun	28-Jun	05-Jul	12-Jul	19-Jul	26-Jul	02-Aug	09-Aug	16-Aug	23-Aug	30-Aug	06-Sep	13-Sep	20-Sep	Total PVY Index			
<i>Cavariella aegopodii</i>	Willow-carrot Aphid	0.50	1	0.50	1	0.50	2	1.00														2.00		
<i>Rhopalosiphum padi</i>	Bird Cherry-Oat Aphid	0.40	2	0.80	1	0.40								1	0.40	2	0.80	21	8.40	1	0.40	5	2.00	13.20
<i>Sitobion avenae</i>	Grain Aphid	0.60											1	0.60									0.60	
<i>Myzus persicae</i>	Peach-potato Aphid	1.00		1				2	2.00	1	1.00												3.00	
<i>Cavariella pastinacea</i>		0.00																						
<i>Acyrtosiphon pisum</i>	Pea Aphid	0.70																						
<i>Brachycaudus helichrysi</i>	Leaf-Curling Plum Aphid	0.21		1	0.21	3	0.63																0.84	
<i>Microlophium evansi</i>		0.00		4	0.00	8	0.00	6	0.00	1	0.00	3	0.00											
<i>Microlophium spp. (aptera)</i>		0.00																						
<i>Hyperomyzus lactucae</i>	Currant-sowthistle Aphid	0.16	1	0.16		11	1.76								1	0.16							2.08	
<i>Macrosiphum euphorbiae</i>	Potato Aphid	0.20		1	0.20												2	0.40					0.60	
<i>Drepanosiphum platanoides</i>	Sycamore Aphid	0.00									2	0.00	1	0.00			1	0.00	1	0.00	4	0.00		
<i>Sitobion fragariae</i>	Blackberry-cereal Aphid	0.00																						
<i>Metopolophium dirhodum</i>	Rose-Grain Aphid	0.30		1	0.30											4	1.20						1.50	
<i>Aphis fabae</i>	Black-bean Aphid	0.10																2	0.20				0.20	
<i>Aphis rumicus</i>		0.00							1	0.00				1	0.00	3	0.00							
<i>Aphis pomi</i>		0.00									1	0.00												
<i>Brevicoryne brassicae</i>	Cabbage Aphid	0.01																						
<i>Capitophorus homi</i>		0.00																						
<i>Capitophorus similis</i>		0.00																						
<i>Phyllaphis faqi</i>		0.00																						
<i>Chaitophorus populeti</i>		0.00																						
<i>Rhopalosiphoninus staphyleae</i>		0.00																						
<i>Rhopalomyzus poae</i>		0.00							1	0.00														
<i>Thecabius affinis</i>		0.00														6	0.00							
<i>Cavariella theobaldi</i>		0.00																						
<i>Wahigreniella vaccinii</i>		0.00								1	0.00													
<i>Cinara spp</i>		0.00								1	0.00													
<i>Euceraphis punctipennis</i>		0.00																						
<i>Tuberculatus borealis</i>		0.00																						
<i>Uromelen spp.</i>		0.00																						
<i>Hyadaphis foeniculi</i>		0.00																						
<i>Ovatus insitus</i>		0.00				3	0.00																	
<i>Acyrtosiphon loti</i>		0.00	2	0.00																				
<i>Brachycaudus lychnidis</i>		0.00		1	0.00																			
Others		0.00	1	0.00	3	0.00	2	0.00		1	0.00	1	0.00											
Weekly Index			1.46	1.61	3.39	0.00	0.00	2.00	1.00	0.00	0.00	0.00	0.60	0.40	0.96	9.60	0.80	2.20	0.00	0.00				
Cumulative Index			1.46	3.07	6.46	6.46	6.46	8.46	9.46	9.46	9.46	9.46	10.06	10.46	11.42	21.02	21.82	24.02	24.02	24.02			24.02	

Loughgall

Week ending:

Aphid Species	Common Name	PVY Index	24-May	31-May	07-Jun	14-Jun	21-Jun	28-Jun	05-Jul	12-Jul	19-Jul	26-Jul	02-Aug	09-Aug	16-Aug	23-Aug	30-Aug	06-Sep	13-Sep	20-Sep	Total PVY Index
<i>Cavariella aegopodii</i>	Willow-carrot Aphid	0.50		8 4.00						1 0.50	2 1.00			1 0.50							6.00
<i>Rhopalosiphum padi</i>	Bird Cherry-Oat Aphid	0.40	2 0.80		1 0.40									4 1.60	3 1.20	1 0.40	6 2.40	1 0.40			7.20
<i>Sitobion avenae</i>	Grain Aphid	0.60				1 1.00															
<i>Myzus persicae</i>	Peach-potato Aphid	1.00	1 1.00																		2.00
<i>Cavariella pastinacea</i>		0.00																			
<i>Acyrtosiphon pisum</i>	Pea Aphid	0.70		5 3.50						1 0.70											4.20
<i>Brachycaudus helichrysi</i>	Leaf-Curling Plum Aphid	0.21	6 1.26	15 3.15	2 0.42	1 0.21	12 2.52														7.56
<i>Microlophium evansi</i>		0.00	1 0.00																		
<i>Hyperomyzus lactucae</i>	Currant-sowthistle Aphid	0.16	2 0.32																		0.32
<i>Macrosiphum euphorbiae</i>	Potato Aphid	0.20		1 0.20																	0.20
<i>Drepanosiphum platanoides</i>	Sycamore Aphid	0.00															2 0.00				
<i>Sitobion fragariae</i>	Blackberry-cereal Aphid	0.00																			
<i>Metopolophium dirhodum</i>	Rose-Grain Aphid	0.30		1 0.30																	0.30
<i>Aphis fabae</i>	Black-bean Aphid	0.10																			
<i>Capitophorus similis</i>		0.00																			
<i>Aphis rumicis</i>		0.00					1 0.00	2 0.00	7 0.00			1 0.00	1 0.00	2 0.00	1 0.00		2 0.00	1 0.00			
<i>Brevicoryne brassicae</i>	Cabbage Aphid	0.01																			
<i>Cavariella theobaldi</i>		0.00																			
<i>Tuberculatus annulatus</i>	Common-Oak Aphid	0.00																			
<i>Amphorophora rubi</i>	Large Blackberry Aphid	0.00																			
<i>Chaitophorus truncatus</i>		0.00								1 0.00											
<i>Dactynotus spp.</i>		0.00																			
<i>Thecabius affinis</i>		0.00												1 0.00		1 0.00					
<i>Macrosiphoniella persequens</i>		0.00		1 0.00																	
<i>Anoecia spp.</i>		0.00									1 0.00		1 0.00	1 0.00							
<i>Uromelan spp.</i>		0.00					1 0.00														
<i>Myzus cerasi</i>		0.00		1 0.00				1 0.00													
<i>Tuberculoides neglectus</i>		0.00				1 0.00															
Others		0.00	2 0.00				1 0.00								1 0.00				1 0.00		
Weekly Index			0.00	10.88	4.05	1.42	0.21	2.52	0.00	1.20	1.00	0.00	0.00	2.10	1.20	0.40	2.40	0.40	0.00	0.00	27.78
Cumulative Index			0.00	10.88	14.93	16.35	16.56	19.08	19.08	20.28	21.28	21.28	21.28	23.38	24.58	24.98	27.38	27.78	27.78	27.78	27.78

Strabane

Week ending:

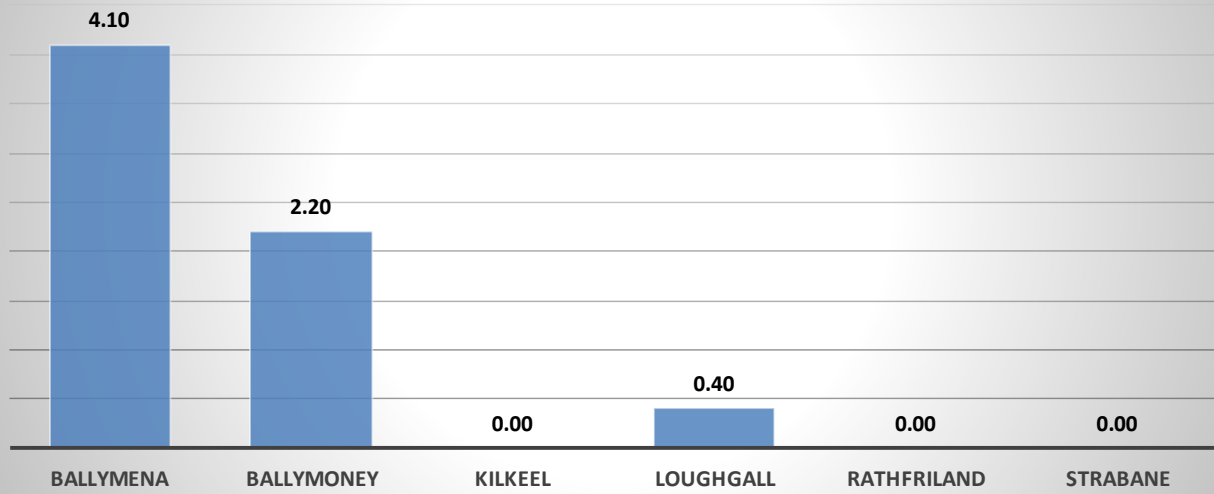
Aphid Species	Common Name	PVY Index	24-May	31-May	07-Jun	14-Jun	21-Jun	28-Jun	05-Jul	12-Jul	19-Jul	26-Jul	02-Aug	09-Aug	16-Aug	23-Aug	30-Aug	06-Sep	13-Sep	20-Sep	Total PVY Index
<i>Cavariella aegopodii</i>	Willow-carrot Aphid	0.50			1	0.50		2	1.00												1.50
<i>Rhopalosiphum padi</i>	Bird Cherry-Oat Aphid	0.40		1	0.40	2	0.80							1	0.40		5	2.00	9	3.60	8.00
<i>Sitobion avenae</i>	Grain Aphid	0.60																			
<i>Myzus persicae</i>	Peach-potato Aphid	1.00																			
<i>Myzus ornatus</i>		0.20													1	0.20					
<i>Cavariella pastinacea</i>		0.00											1	0.00	4	0.00					
<i>Acyrthosiphon pisum</i>	Pea Aphid	0.70																			
<i>Brachycaudus helichrysi</i>	Leaf-Curling Plum Aphid	0.21		1	0.21	1	0.21														0.42
<i>Microlophium evansi</i>		0.00		2	0.00	8	0.00	21	0.00	6	0.00	17	0.00								
<i>Hyperomyzus lactucae</i>	Currant-sowthistle Aphid	0.16					5	0.80		1	0.16										0.96
<i>Macrosiphum euphorbiae</i>	Potato Aphid	0.20									1	0.20				1	0.20	1	0.20		0.60
<i>Drepanosiphum platanoides</i>	Sycamore Aphid	0.00								4	0.00	2	0.00			2	0.00	1	0.00		
<i>Sitobion fragariae</i>	Blackberry-cereal Aphid	0.00																			
<i>Metopolophium dirhodum</i>	Rose-Grain Aphid	0.30								1	0.30			1	0.30						0.60
<i>Aphis fabae</i>	Black-bean Aphid	0.10															1	0.10			0.10
<i>Aphis rumicus</i>		0.00																3	0.00		
<i>Aphis pomi</i>		0.00									1	0.00	1	0.00							
<i>Brevicoryne brassicae</i>	Cabbage Aphid	0.01												1	0.01						0.01
<i>Myzus ornatus</i>	Violet Aphid	0.20														1	0.20				
<i>Phyllaphis fagi</i>		0.00																			
<i>Cavariella theobaldi</i>		0.00																			
<i>Rhopalosiphum poae</i>		0.00																	1	0.00	
<i>Megoura viciae</i>		0.00																			
<i>Ovatus insitus</i>		0.00																			
<i>Amphorophora rubi</i>	Large Blackberry Aphid	0.00								2	0.00										
<i>Nasonovia ribisnigri</i>		0.00																			
<i>Uromelan spp.</i>		0.00																			
<i>Acyrthosiphon primulae</i>		0.00																			
<i>Rhopalosiphoninus ribesinus</i>		0.00			1	0.00				1	0.00										
<i>Kaltenbachella pallida</i>		0.00			1	0.00				1	0.00			1	0.00						
<i>Capitophorus homi</i>		0.00								1	0.00										
<i>Acyrthosiphon loti</i>		0.00		2	0.00																
Others		0.00		3	0.00	1	0.00	3	0.00												
Weekly Index			0.00	0.61	1.51	0.80	1.00	0.86	0.40	0.00	0.20	0.30	0.00	0.41	0.20	2.40	3.90	0.00	0.00	0.00	12.59
Cumulative Index			0.00	0.61	2.12	2.92	3.92	4.78	5.18	5.18	5.38	5.68	5.68	6.09	6.29	8.69	12.59	12.59	12.59	12.59	

Summary for the seven days up to and including 06/09/19

Region	Samples	Mean PVY Index per Sample	Mean Colonising Aphids per Sample	Mean Aphids per Sample	Total Aphids Species
Northern Ireland	6	1.12	0.67	7.17	11
TOTAL	6	1.12	0.67	7.17	11

Northern Ireland WEEKLY Virus Threat 2019

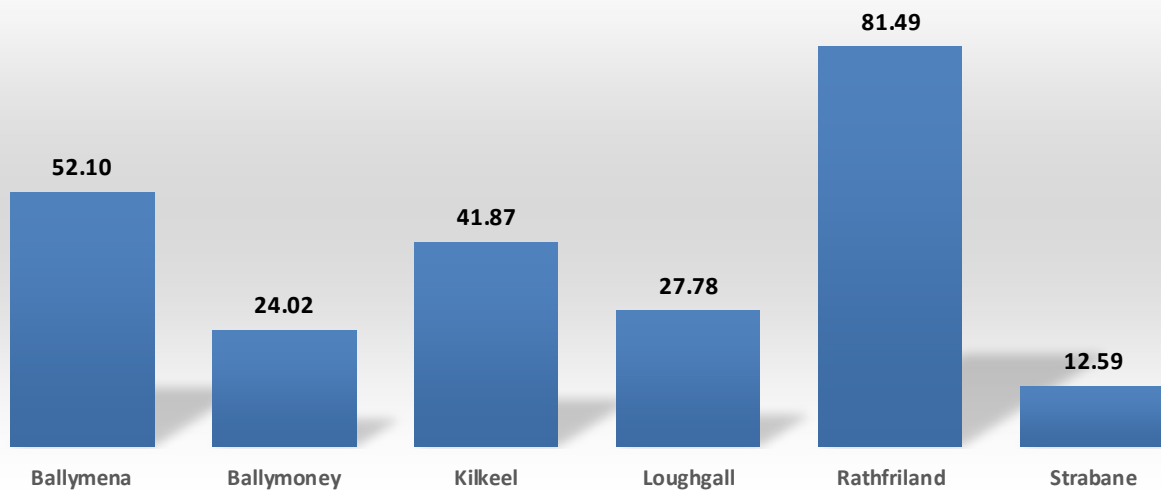
NI PVY Index 06/09/2019



Ballymena	Ballymoney	Kilkeel	Loughgall	Rathfriland	Strabane
4.10	2.20	0.00	0.40	0.00	0.00

Northern Ireland TOTAL Virus Threat 2019

NI Cumulative PVY Index 2019



Ballymena	Ballymoney	Kilkeel	Loughgall	Rathfriland	Strabane
52.10	24.02	41.87	27.78	81.49	12.59