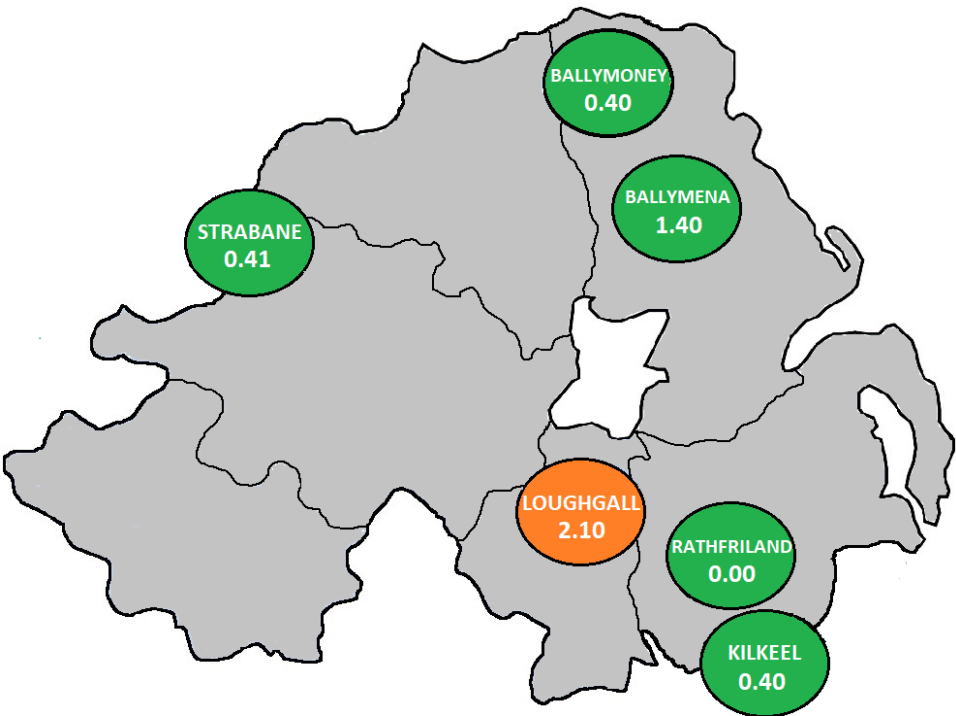


WEEK ENDING

9th August 2019 - Week 12

Site	Activity report	Current status:
Ballymena	Low risk: Known vector species in trap this week are as follows; <i>Myzus persicae</i> (Peach-potato aphid) and <i>Rhopalosiphum padi</i> (Bird cherry-oat aphid). <i>Myzus persicae</i> (Peach-potato aphid) is a colonising aphid species.	
Ballymoney	Low risk: Known vector species in trap this week are as follows; <i>Rhopalosiphum padi</i> (Bird cherry-oat aphid). No coloniser species seen in trap this week.	
Kilkeel	Low risk: Known vector species in trap this week are as follows; <i>Rhopalosiphum padi</i> (Bird cherry-oat aphid). No coloniser species seen in trap this week.	
Loughgall	Moderate risk: Known vector species in trap this week are as follows; <i>Rhopalosiphum padi</i> (Bird cherry-oat aphid) and <i>Cavariella aegopodii</i> (Willow-carrot aphid). No coloniser species seen in trap this week.	
Rathfriland	Low risk: No known vector or colonising species recorded in trap this week.	
Strabane	Low risk: Known vector species in trap this week are as follows; <i>Rhopalosiphum padi</i> (Bird cherry-oat aphid) and <i>Brevicoryne brassicae</i> (Cabbage aphid). No coloniser species seen in trap this week.	

Key	LOW RISK	Low virus vector activity, no action required
	MODERATE RISK	Increased vigilance and monitoring of aphid populations required
	HIGH RISK	Severe risk of PVY transmission by aphids
	NO SAMPLE	No sample received for this location

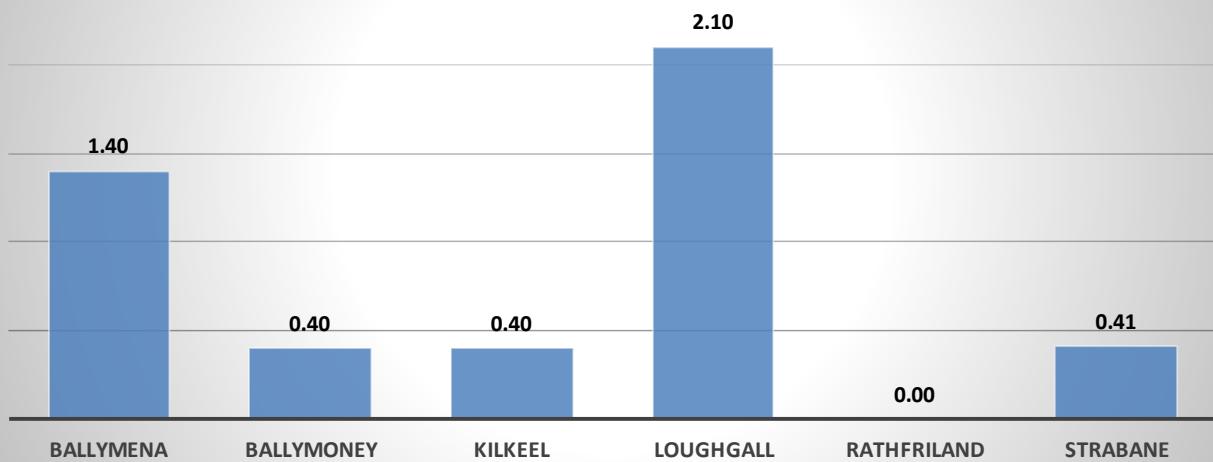
Summary for the seven days up to and including 09/08/19

Region	Samples	Mean PVY Index per Sample	Mean Colonising Aphids per Sample	Mean Aphids per Sample	Total Aphids Species
Northern Ireland	6	0.79	0.17	7.33	10
North Scotland	9	1.32	0.44	3.11	8
Grampian	9	0.83	0.56	4	11
Angus & Perthshire	3	0.53	0.33	1	3
Borders	1	0	0	0	0
Northern England	5	0.24	0	1.8	6
Midlands	3	0.07	0	2.33	4
East Anglia					
South-West	2	0	0	0	0
TOTAL	38	3.78	1.5	19.57	42

* No samples this week in East Anglia

Northern Ireland WEEKLY Virus Threat 2019

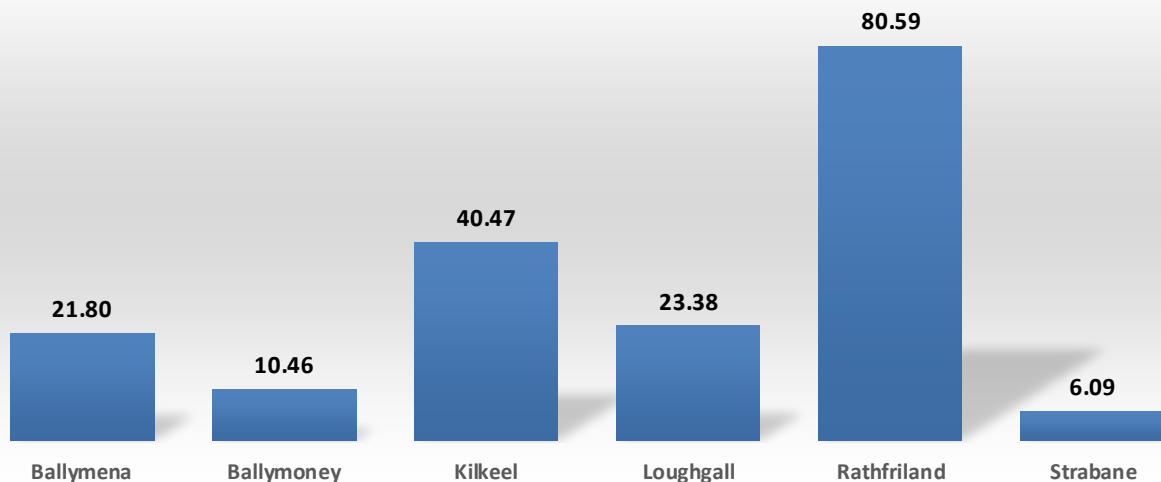
NI PVY Index 09/08/2019



Ballymena	Ballymoney	Kilkeel	Loughgall	Rathfriland	Strabane
1.40	0.40	0.40	2.10	0.00	0.41

Northern Ireland TOTAL Virus Threat 2019

NI Cumulative PVY Index 2019



Ballymena	Ballymoney	Kilkeel	Loughgall	Rathfriland	Strabane
21.80	10.46	40.47	23.38	80.59	6.09