

# Consultation on the Programme for Government Headline Quantitative Analysis

---

**December 2016**

**Analysis, Insight and Outcomes Unit**



## BACKGROUND

The draft Programme for Government has been developed using an outcomes-focused approach. This approach focuses on the major societal outcomes that the Executive wants to achieve. The outcomes approach is designed to stay in place for a generation and seek to make a difference to society beyond a single Assembly term.

2. An initial consultation was undertaken on the draft Framework during Spring/Summer 2016. The Framework received strong support but development work was continued, taking on board comments received in that consultation, and the current draft Programme for Government subsequently published for consultation.
3. The current draft includes 14 outcomes and 48 indicators, selected as the key indications that will let us know if we are succeeding in moving towards achieving the outcomes.
4. An eight week public consultation period on the draft Programme for Government was launched at the end of October 2016 and closed on 23 December 2016. The main mechanism for responding to the public consultation has been through an online survey, developed and managed by Analysis, Insight and Outcomes Unit in The Executive Office. This note provides a quantitative breakdown of responses received through this online platform.

### **Overall Response**

5. 541 responses were received to the online survey. However, not everyone who starts the survey fully completes every question. Some will stop at a certain point and not finish and some will only answer questions that they feel are relevant or for which they have a specific interest. Some respondents did not answer beyond the provision of personal information and demographic details. Other respondents submitted more than one response. For those responses where no information was provided to any question (beyond personal information) or for duplicate responses, these were recorded as an 'invalid response'. Once invalid responses were removed, the final valid response was 400. Acknowledging that not all respondents answered every question, all questions will therefore have a different base.
6. 223 of the valid responses state that they are from individuals (56%) and 178 state that they are responses from an organisation (44%). The demographic breakdown of individuals responding and who provided details is as shown in Annex A.

7. A number of questions provide the respondent with the opportunity to include further comment or discussion around their response. These qualitative responses will take a longer period of time to analyse and as such, this note provides headline (quantitative only) information based on the responses provided.
8. The survey explored each of the fourteen outcomes in turn and asked three main questions for each:
  - (i) Are there any key issues not included under this outcome that should be included?
  - (ii) Are there any key issues included under this outcome that should not be included?
  - (iii) We have set out, at a high level, what we will do to progress the achievement of this outcome. Do you agree with the proposed approach?
9. Respondents were also asked, for each outcome, if they felt delivery would have any positive or negative effects on the nine Section 75 groupings.

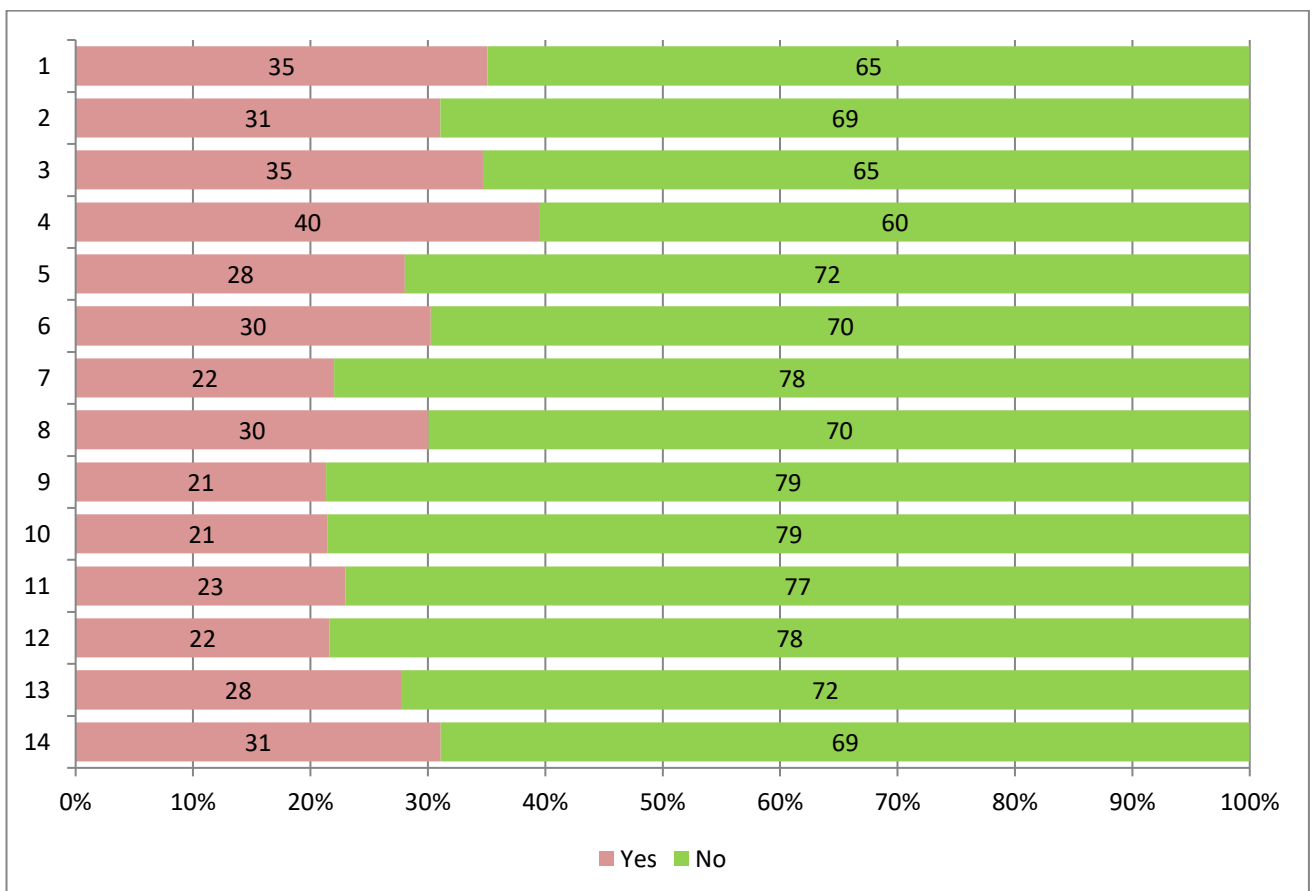
### **The Outcomes**

10. The fourteen outcomes in the Programme for Government are as follows:

- 1 We prosper through a strong, competitive, regionally balanced economy
- 2 We live and work sustainably – protecting the environment
- 3 We have a more equal society
- 4 We enjoy long, healthy, active lives
- 5 We are an innovative, creative society, where people can fulfil their potential
- 6 We have more people working in better jobs
- 7 We have a safe community where we respect the law, and each other
- 8 We care for others and we help those in need
- 9 We are a shared society that respects diversity
- 10 We are a confident, welcoming, outward-looking society
- 11 We have high quality public services
- 12 We have created a place where people want to live and work, to visit and invest
- 13 We connect people and opportunities through our infrastructure
- 14 We give our children and young people the best start in life

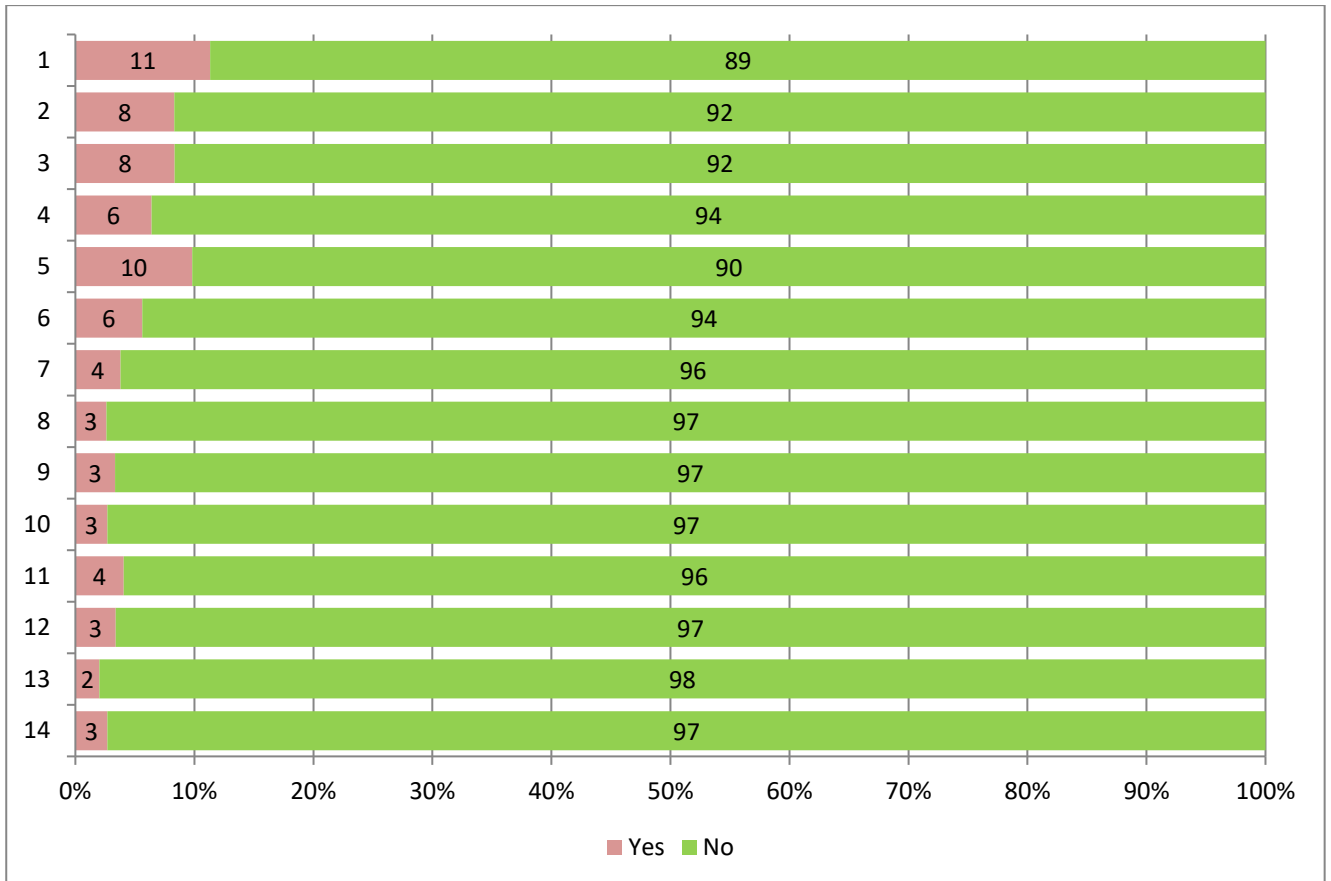
11. For each outcome respondents were first asked **“Are there any key issues not included under this outcome that should be included?”** Responses are illustrated in Figure 1. The response was positive in terms of coverage of key issues. Responses stating that there are no key issues that should be included in addition to those already included ranged from 60% to 79%.
12. The outcome which had the highest response suggesting that there were key issues which were not already included was outcome 4 – we enjoy long, healthy, active lives (40% of responses), followed by outcomes 1 (we prosper through a strong, competitive regionally balanced economy) and 3 (we have a more equal society) (35% of responses for both).
13. Outcomes with the most positive response, that is there are no further key issues that require inclusion, were outcomes 9 (we are a shared society that respects diversity) and 10 (we are a confident, welcoming, outward-looking society).
14. Overall, this response suggests a majority feel that the current Programme for Government includes the key issues that should be included but some did feel there is scope for further additions. Further qualitative analysis will examine what suggested additions were put forward.

**Figure 1: Responses to “Are there any key issues not included under this outcome that should be included?”**



15. For each outcome, respondents were then asked **“Are there any key issues included under this outcome that should not be included?”** The response to this question is illustrated in Figure 2.

**Figure 2: Responses to “Are there any key issues included under this outcome that should not be included?”**

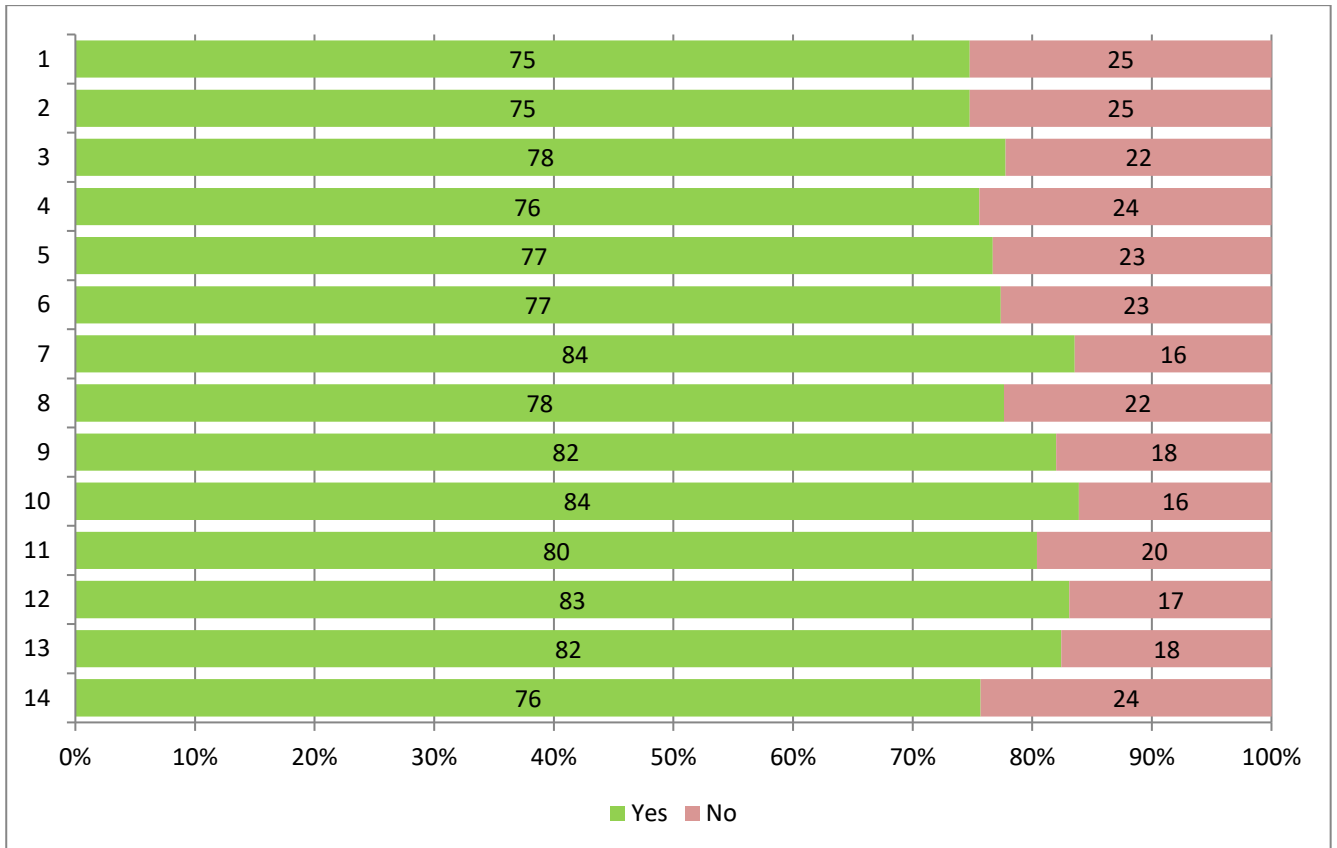


16. For each outcome, the response to this question was positive. Only one outcome (outcome 1 - we prosper through a strong, competitive regionally balanced economy) had less than 90% of the response suggest that there were no key issues included that should not be included. Even then, this outcome received 89% responding ‘no’ to the question.

17. The response across the outcomes which suggested that no key issues included should be removed ranged from 89% to 98%. Indeed, eight of the fourteen outcomes had such a response of 96% or more. This suggests that the content already included in the Programme for Government is considered key and should be retained. A small number did feel that there were some issues included that should not be within this Programme for Government. Again, further analysis will examine what issues were considered as not for inclusion.

18. Respondents were then asked “**We have set out, at a high level, what we will do to progress the achievement of this outcome. Do you agree with the proposed approach?**” As shown in Figure 3, responses to this question across the outcomes was positive.

**Figure 3: Responses to “We have set out, at a high level, what we will do to progress the achievement of this outcome. Do you agree with the proposed approach?”**



19. Positive responses to the proposed approaches ranged from 75% to 84%. Six outcomes received a positive response of 80% or more.

20. The two outcomes for which most agreed with the proposed approach were outcomes 7 (we have a safe community where we respect the law, and each other) and 10 (we are a confident, welcoming, outward-looking society), both with 84% agreeing with the proposed approach.

21. The two outcomes with the least agreement with the proposed approach were outcomes 1 (we prosper through a strong, competitive regionally balanced economy) and 2 (we live and work sustainably – protecting the environment). However both did have 75% of responses agreeing with the proposed approach.

## **Equality**

22. In consideration of the equality impact of the delivery under each outcome, respondents were asked to “**describe any effect you think the delivery of this outcome may have on the nine groups contained within Section 75 of the Northern Ireland Act**”. This was asked separately for each outcome. Charts showing the response to this question for each outcome are provided in Annex B.
23. There was a mainly consistent response, with some slight variation, for each outcome and across all Section 75 groups. The response largely expressed positive effect or no effect on each of the groups with a small percentage believing delivering this Programme for Government would deliver negative effects.
24. While there was some belief that negative effects would be experienced, within any of the outcomes no group had a response over 10% expressing negative (mainly plus strongly) effects. The highest negative response was for those with / without a disability under outcome 1 – we prosper through a strong, competitive regionally balanced economy (8.7%).
25. Every group within every outcome had a response over 90% for positive / no effect. Again, while responses for negative effects were low and fairly equally distributed across the Section 75 groups, some groups did receive slightly higher responses within certain outcomes. Most often, the group that tended to stand out most was those with / without disability but there were also notable higher negative effects perceived in certain outcomes within age, sexual orientation, racial group and those with / without dependants.

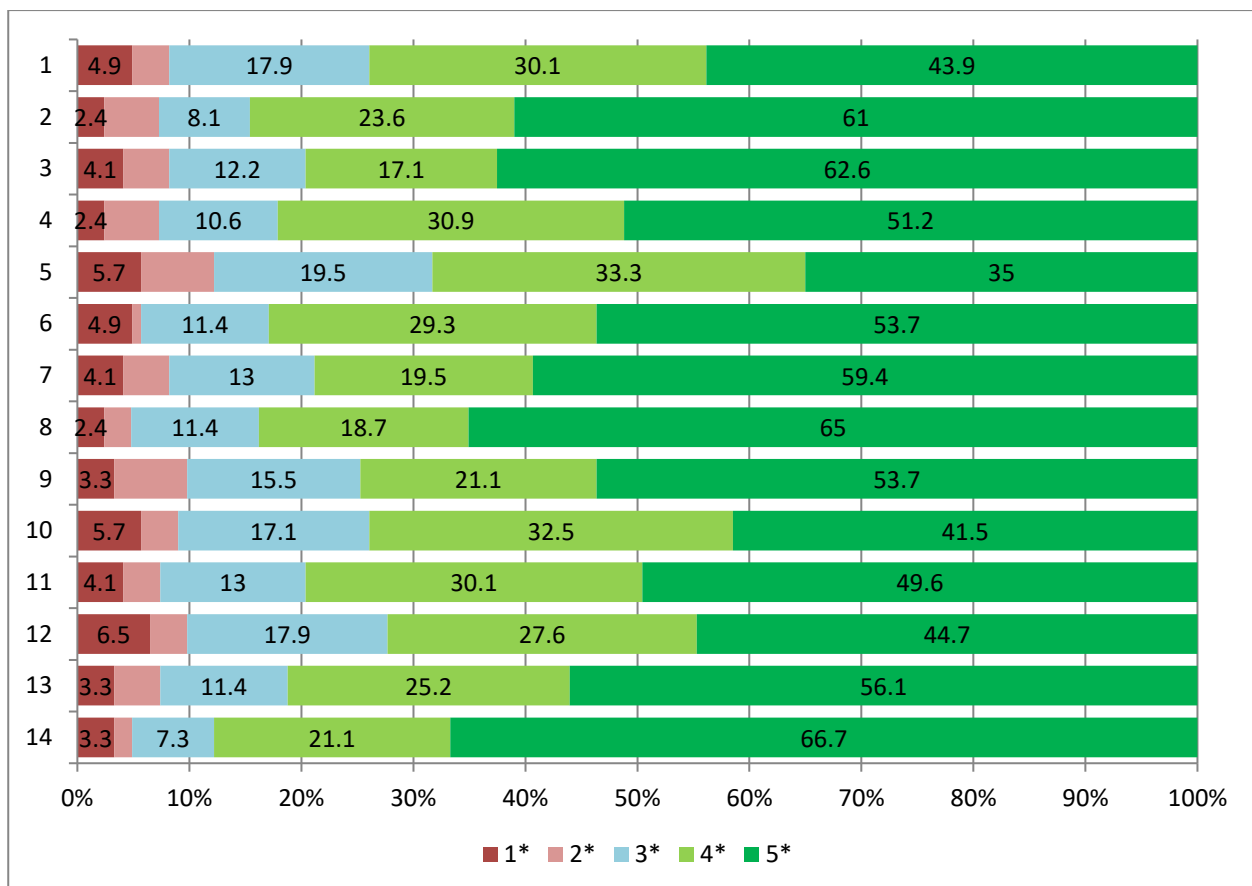
## **Further Comments**

26. As mentioned, for each question in the consultation questionnaire respondents were invited to provide further information with their response if they felt key issues were missing, if issues included were not required or if they disagreed with the proposed approach. This more detailed response will be analysed and findings presented once qualitative analysis has been undertaken.
27. For information, the list of organizations that responded is included in Annex C.

## Child Friendly Survey

28. A child friendly consultation questionnaire was also developed. The questionnaire, using the child friendly outcome wording, asked respondents to rate each outcome from one to five stars. 123 responses were received and all respondents rated all outcomes. Figure 4 shows the response across the outcomes.

**Figure 4: Responses to child friendly questionnaire**



29. All outcomes received over 60% responses of at least 4\*. Unsurprisingly, outcome 14 (we give our children and young people the best start in life) received the most positive response (87.8% 4\* or 5\*) and a further five outcomes also received over 80% responses of at least 4\*.

30. Only one outcome received a 4\* or 5\* response of less than 70%, this was for outcome 5 (we are an innovative, creative society, where people can fulfil their potential).

31. For each outcome, respondents were able to provide further comment and, as with the main consultation, further qualitative analysis with review these comments.

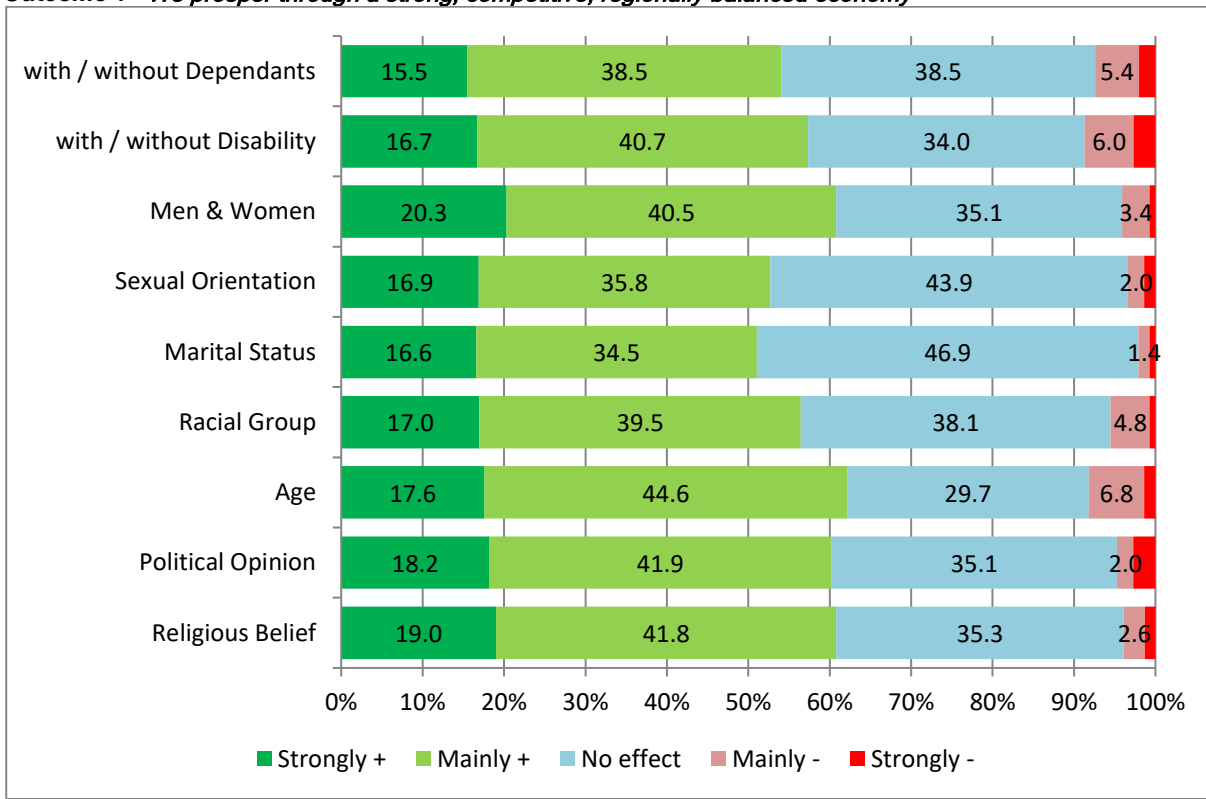


**Annex A – Demographics of individuals responses to date**

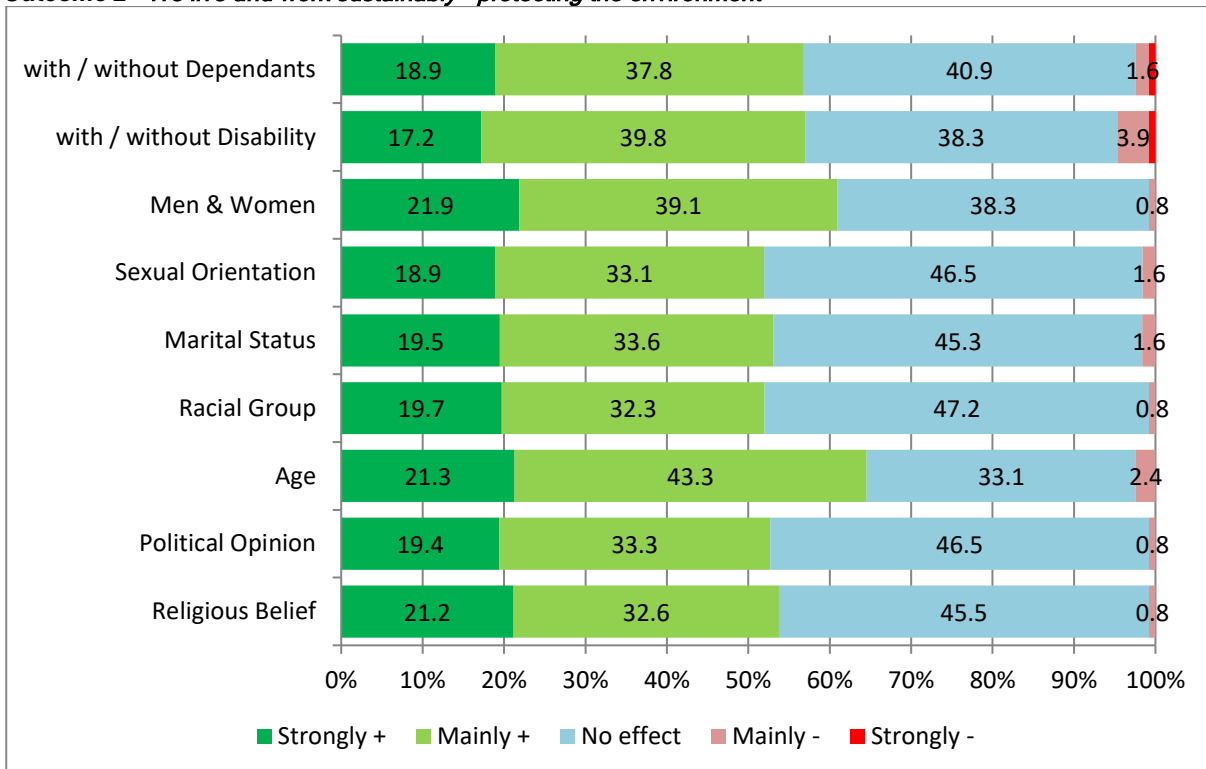
Demographics	%
Male	45.0%
Female	55.0%
	(n=129)
0-15	3.9%
16-19	23.3%
20-24	2.3%
25-34	13.2%
35-49	30.2%
50-64	20.9%
65+	6.2%
	(n=129)
Single, that is never married and never registered a same-sex civil partnership	37.4%
Married and living with husband/wife	49.6%
Living as married with a partner (Cohabiting)	5.7%
Married and separated from husband/wife	0.8%
Divorced	6.5%
Widowed	0.0%
In a legally registered same-sex civil partnership	0.0%
Separated, but still legally in a same-sex civil partnership	0.0%
Formerly in a same-sex civil partnership which is now legally dissolved	0.0%
Surviving partner from a same-sex civil partnership	0.0%
	(n=123)
Bisexual	4.1%
Gay or Lesbian	4.1%
Heterosexual	83.6%
Other	8.2%
	(n=122)
Yes - Has dependants	40.0%
No - No dependants	60.0%
	(n=125)
Yes - Has a disability	10.2%
No - Does not have a disability	89.8%
	(n=127)
White	94.5%
Chinese	0.8%
Irish Traveller	0.8%
Indian	0.8%
Pakistani	0.0%
Bangladeshi	0.0%
Black Caribbean	0.0%
Black African	0.8%
Black Other	0.0%
Other	2.4%
	(n=127)

**Annex B – Responses to “describe any effect you think the delivery of this outcome may have on the nine groups contained within Section 75 of the Northern Ireland Act”**

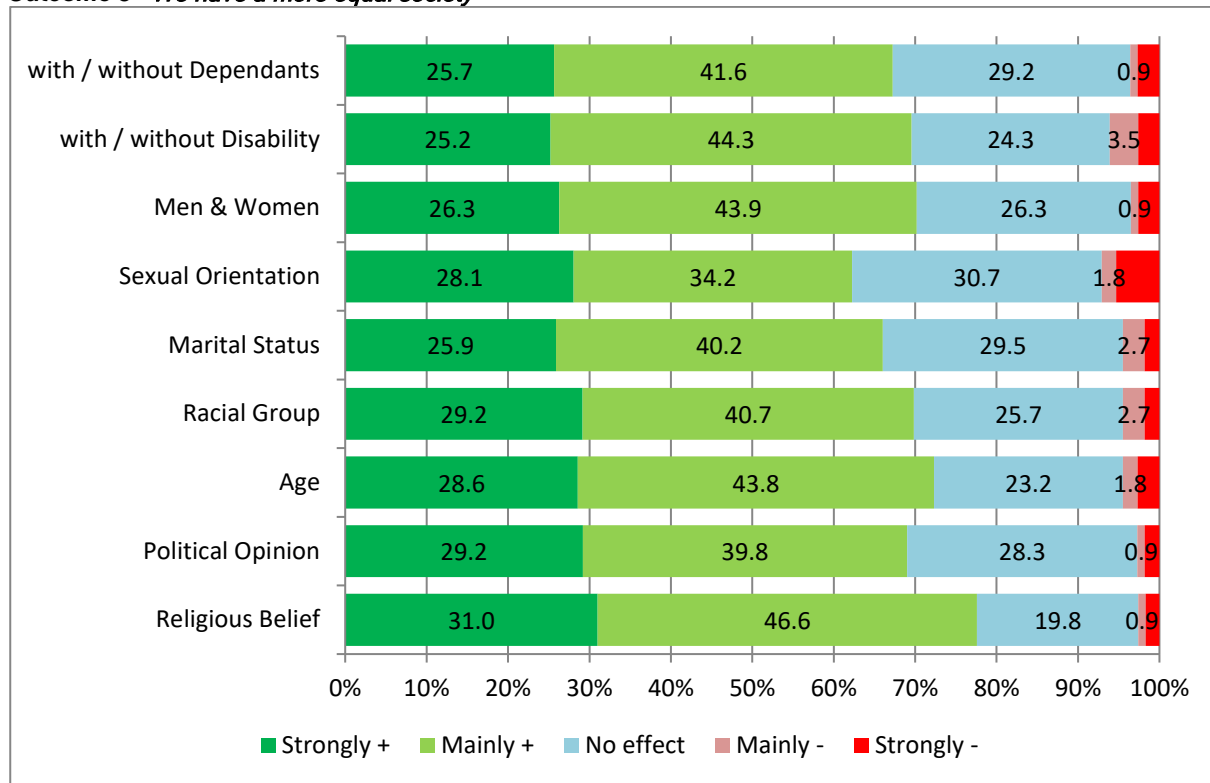
***Outcome 1 - We prosper through a strong, competitive, regionally balanced economy***



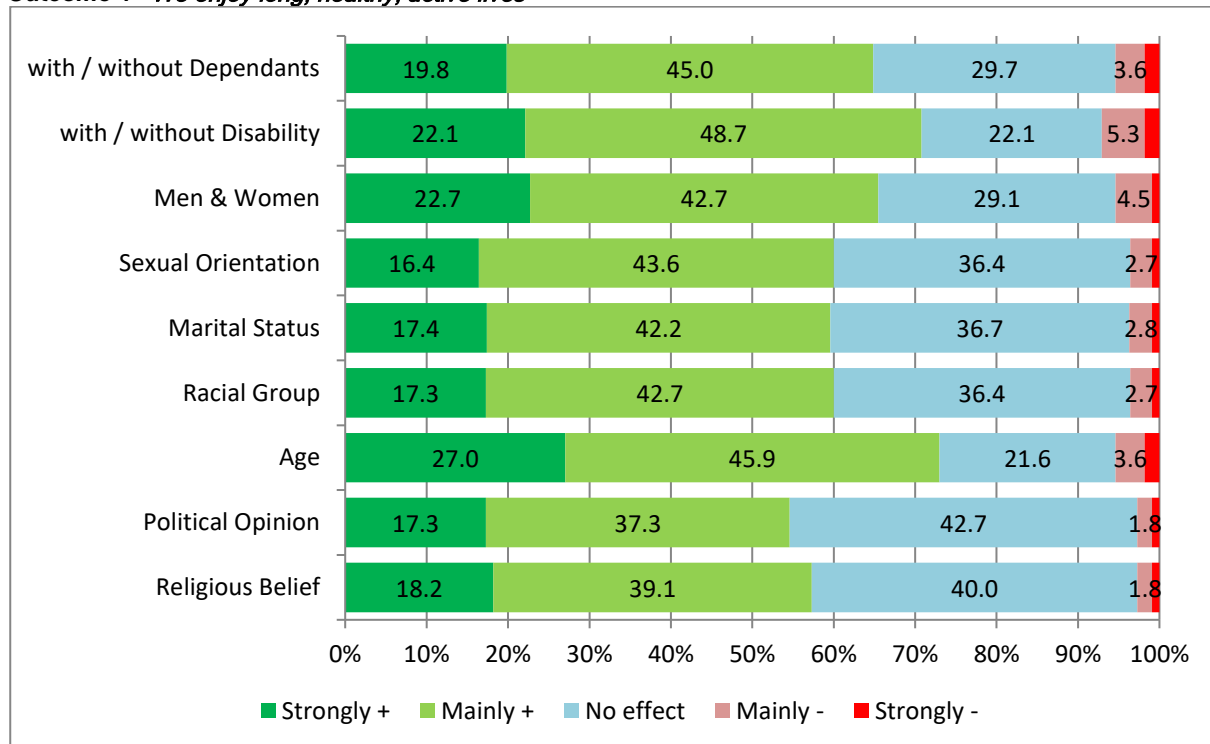
***Outcome 2 - We live and work sustainably - protecting the environment***



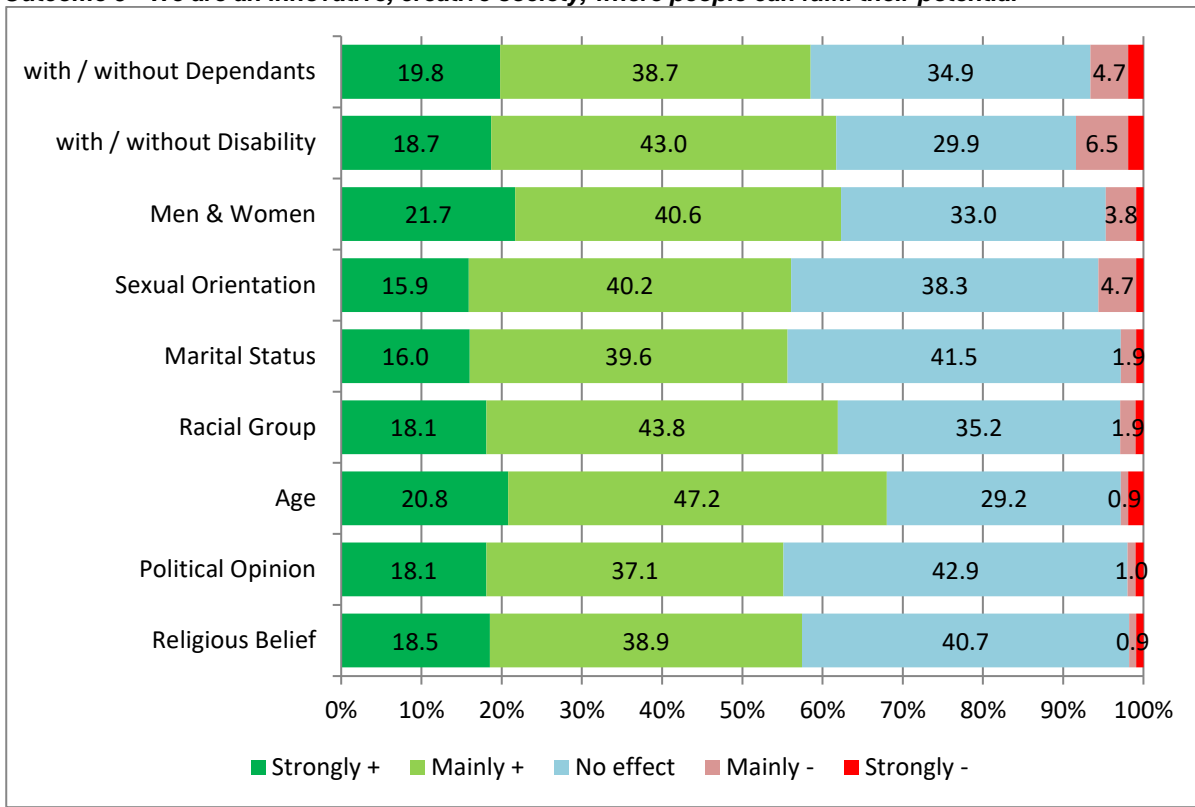
**Outcome 3 - We have a more equal society**



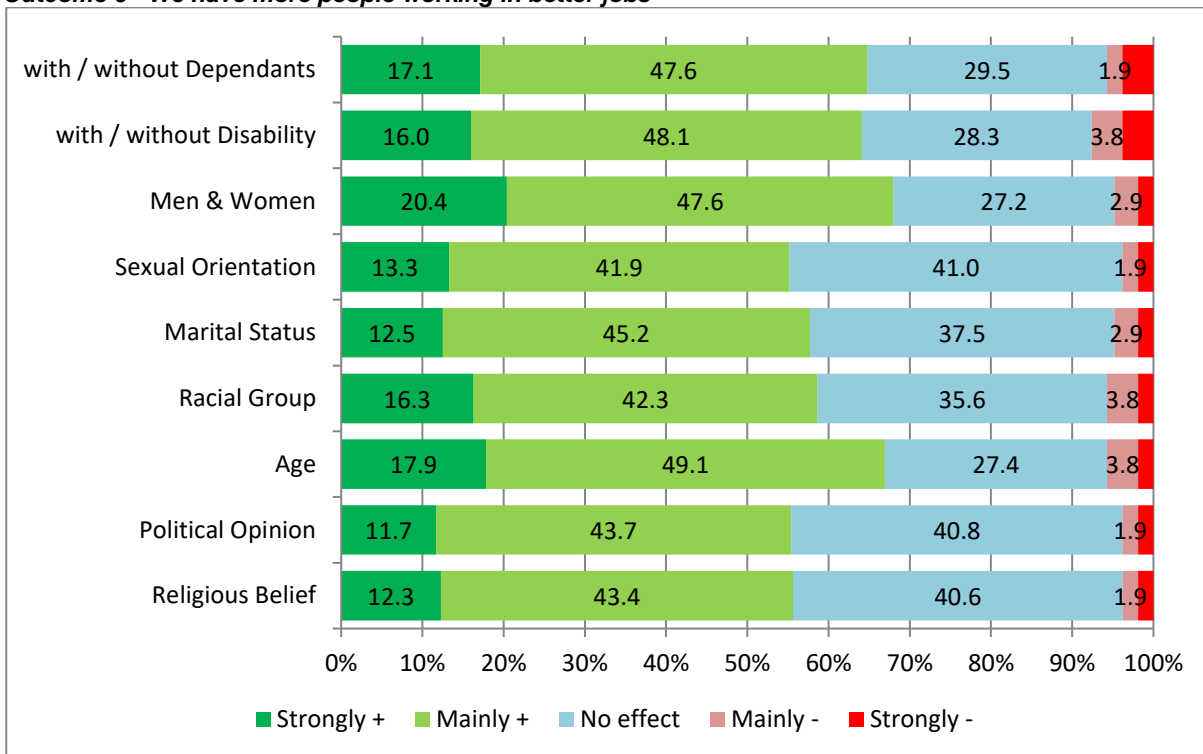
**Outcome 4 - We enjoy long, healthy, active lives**



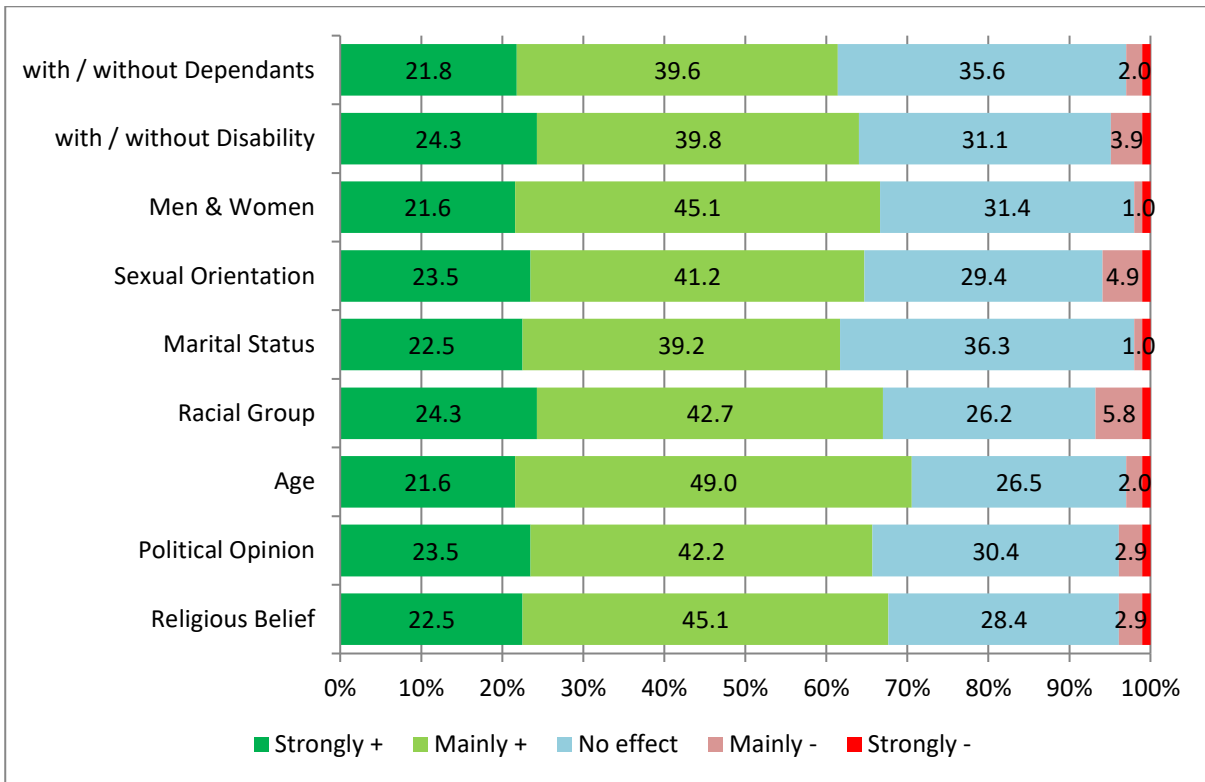
**Outcome 5 - We are an innovative, creative society, where people can fulfil their potential**



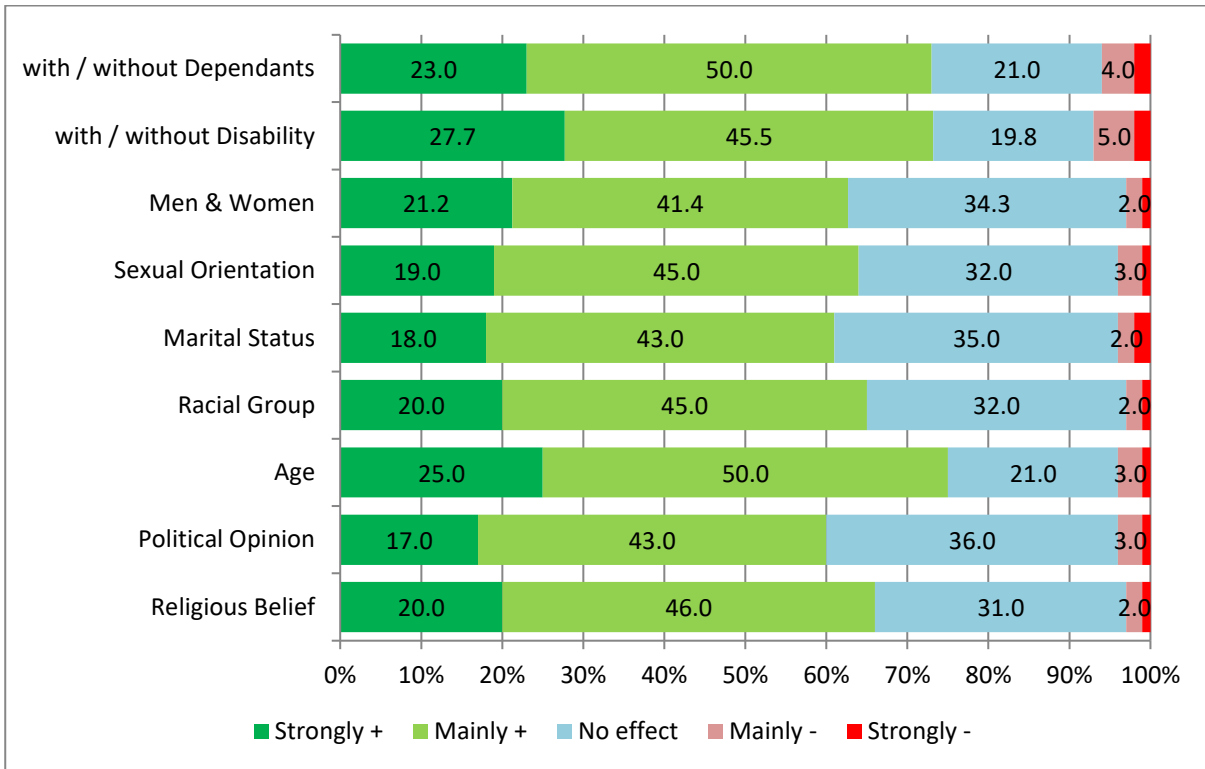
**Outcome 6 - We have more people working in better jobs**



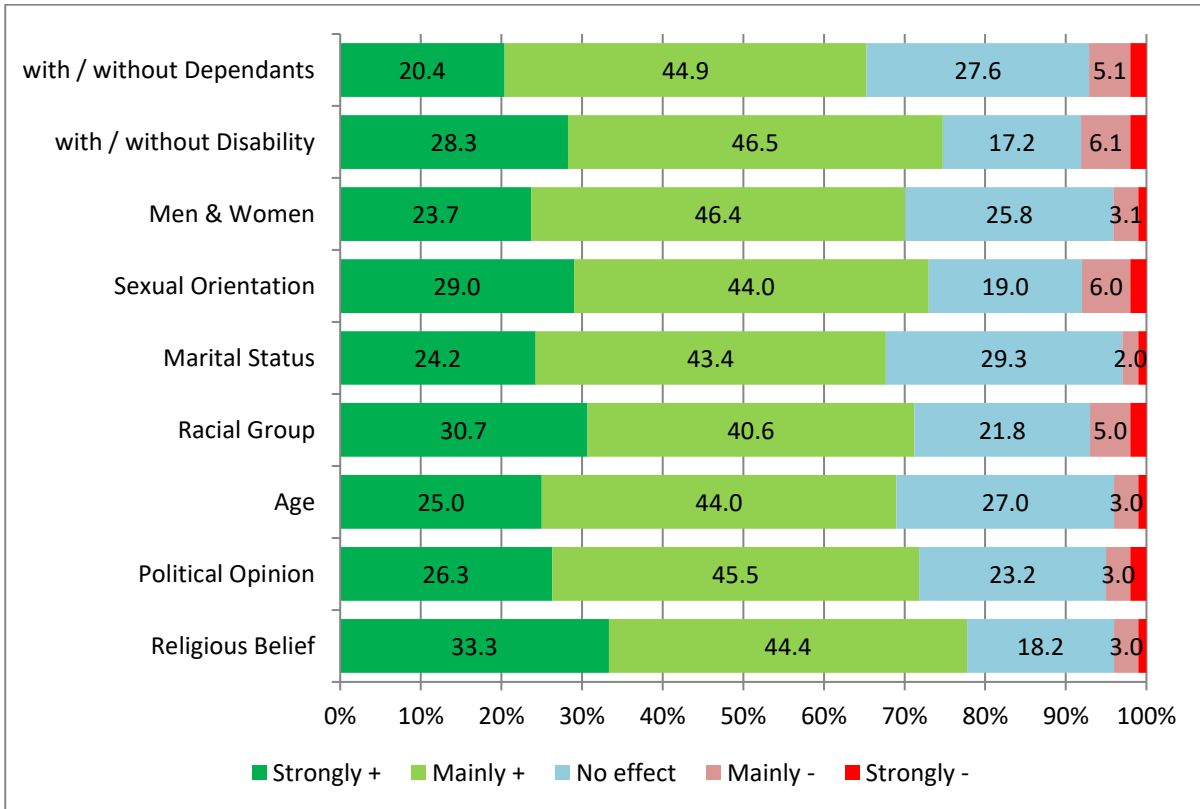
**Outcome 7 – We have a safe community where we respect the law, and each other**



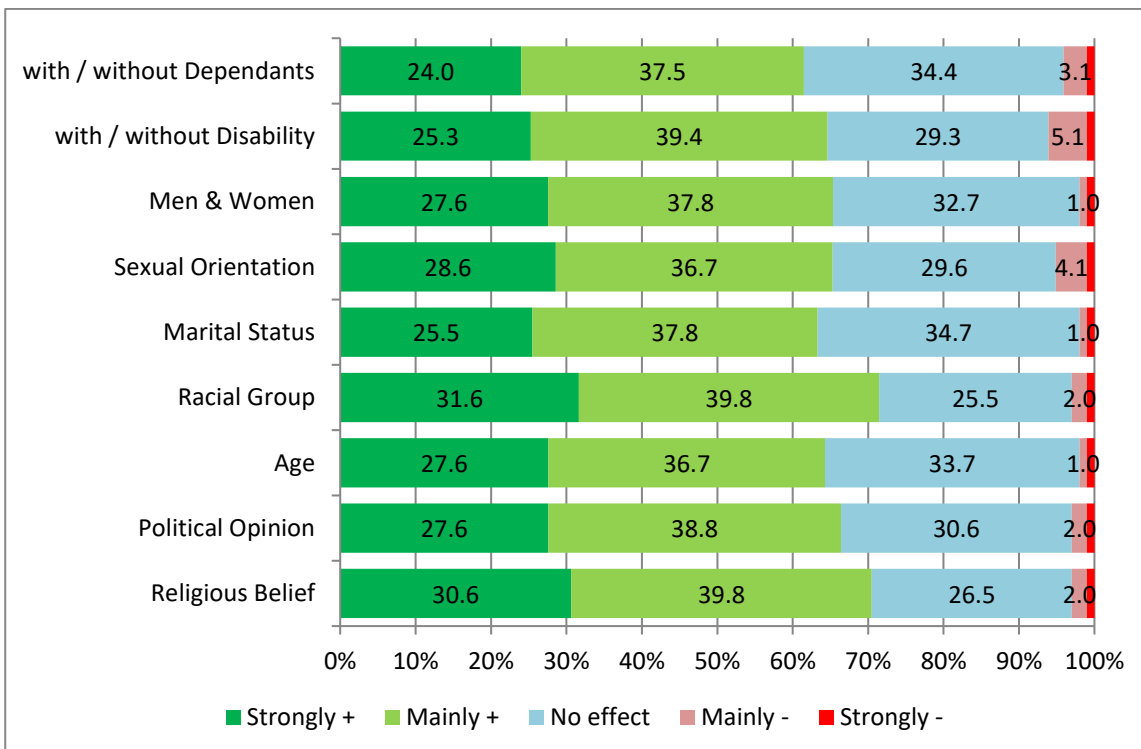
**Outcome 8 – We care for others and we help those in need**



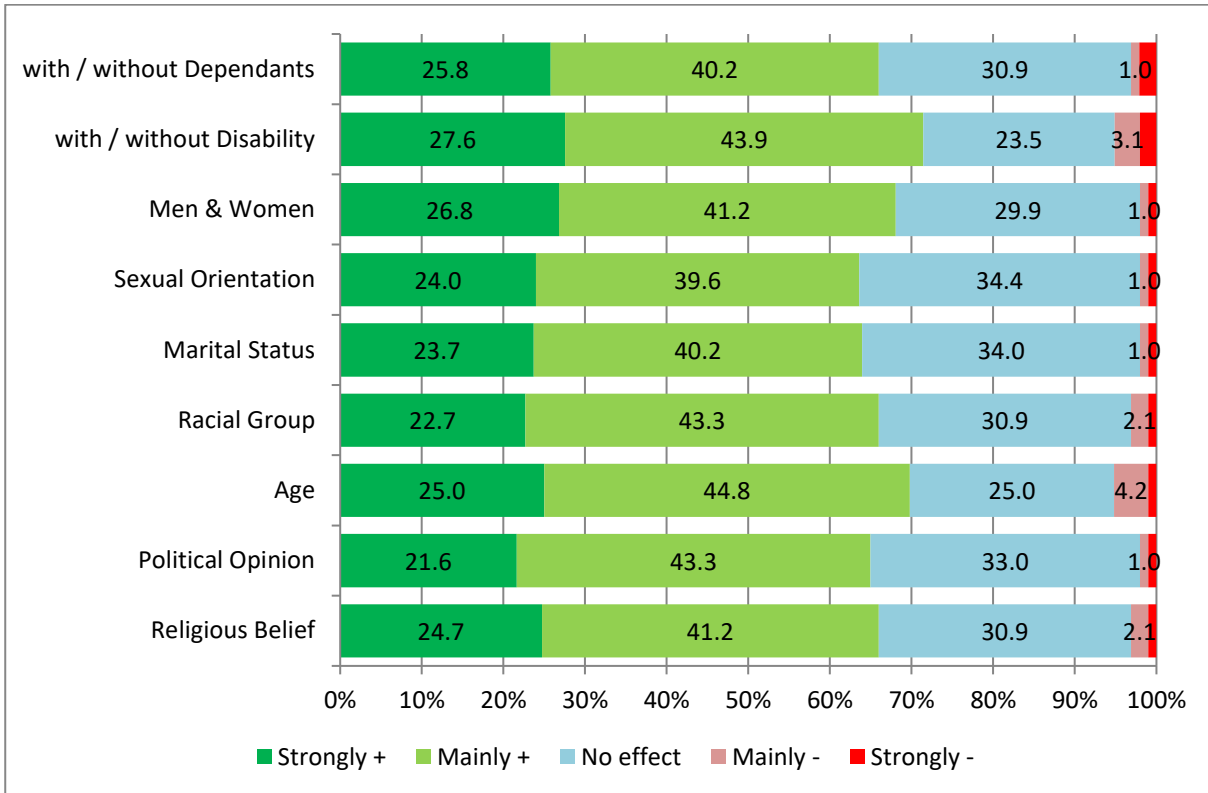
**Outcome 9 – We are a shared society that respects diversity**



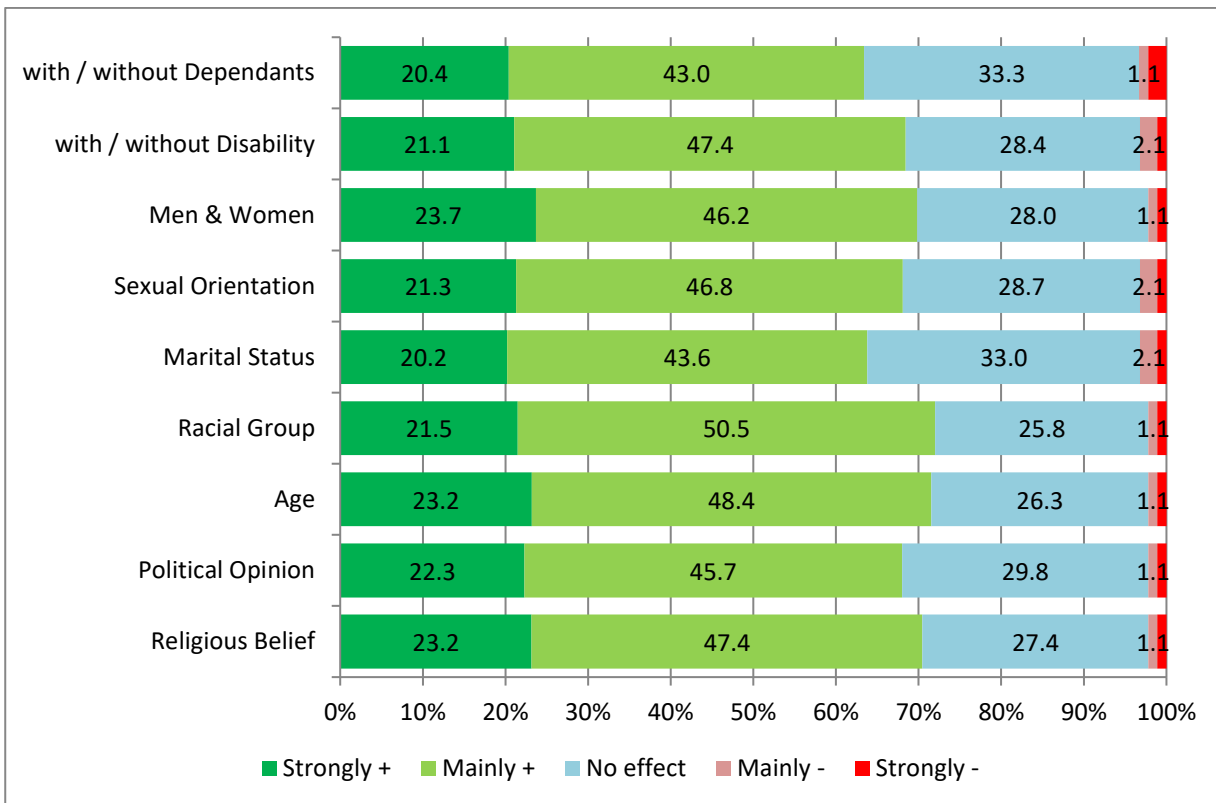
**Outcome 10 – We are a confident, welcoming, outward-looking society**



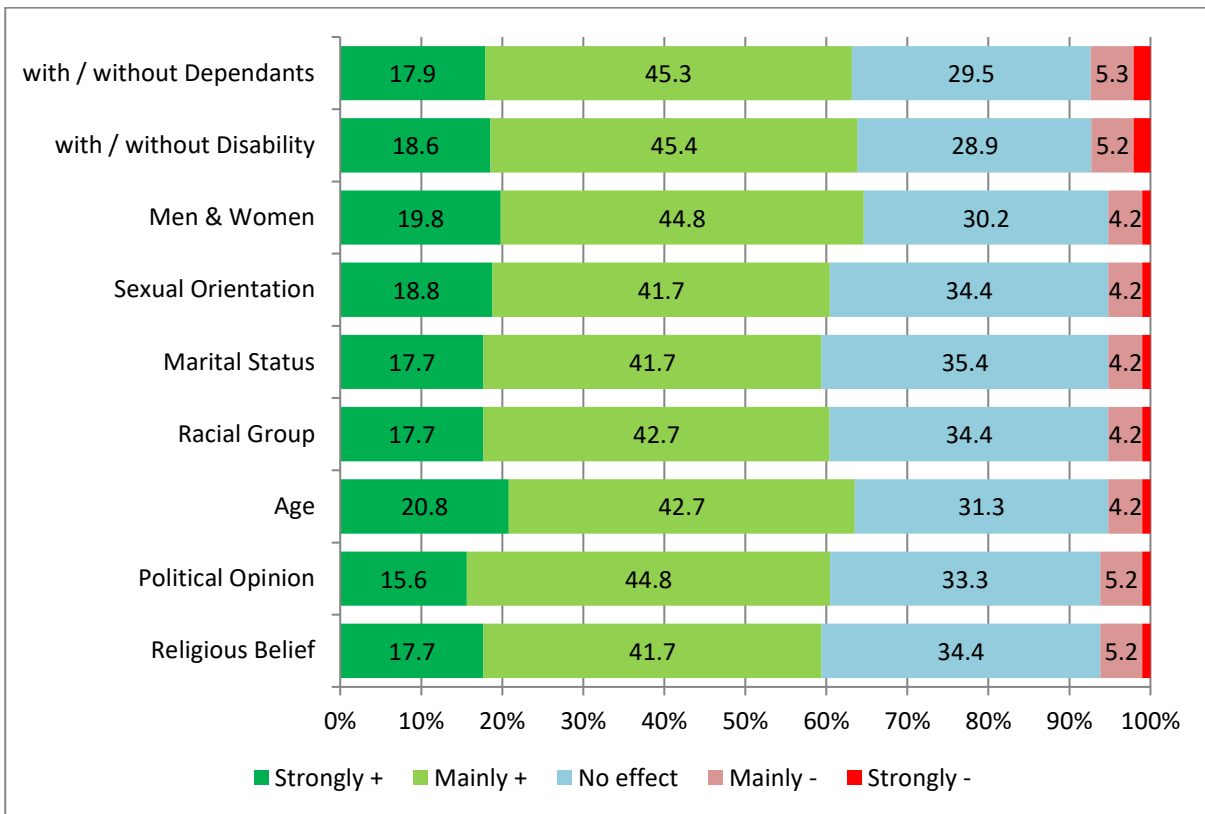
**Outcome 11 – We have high quality public services**



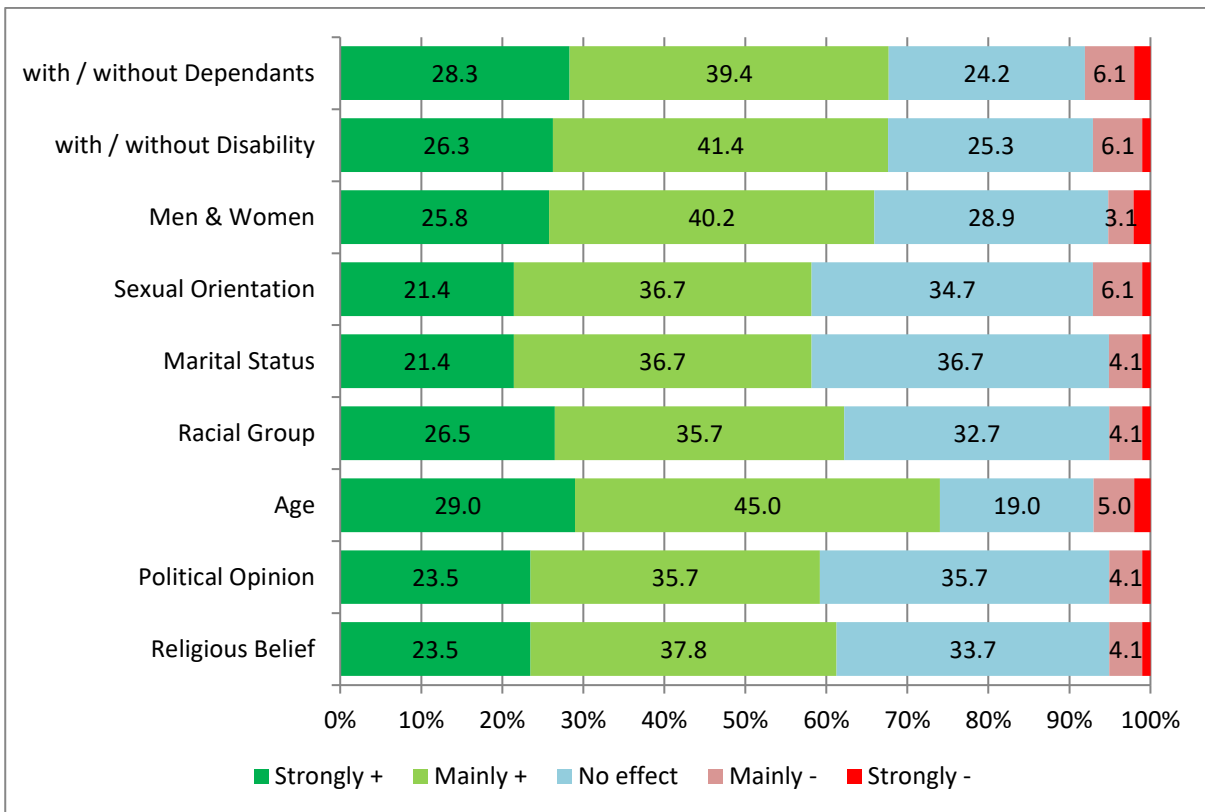
**Outcome 12 – We have created a place where people want to live & work, to visit & invest**



**Outcome 13 – We connect people and opportunities through our infrastructure**



**Outcome 14 – We give our children and young people the best start in life**





## **Annex C – Organisational responses received (which did not request confidentiality)**

19th Belfast Guides  
Action for Children  
Action Mental Health  
All Ireland Institute of Hospice and Palliative Care  
Alzheimer's Society  
Amelia Earhart STEAM Zone  
Amnesty International  
Antrim and District Angling Association  
ArtsEkta  
Ballyclare High School  
Beat Carnival  
Belfast Food Network  
Belfast Strategic Partnership  
Beyond Skin  
BookTrust NI  
Bridge Accessible Transport  
British Association for Counselling & Psychotherapy (BACP)  
British Council Northern Ireland  
British Lung Foundation Northern Ireland  
Bryson Charitable Group  
Cancer Focus Northern Ireland  
Cardinal Tomás O Fiaich Memorial Library & Archive  
CDHN  
Chartered Institute of Environmental Health (CIEH)  
Chartered Institute of Housing Northern Ireland  
Chartered Society of Physiotherapy  
CILIP  
Cintra HR and Payroll Services  
College of Occupational Therapists  
Commissioner for Older People for Northern Ireland  
Conradh na Gaeilge  
Construction Employers Federation  
COPNI  
Creative & Cultural Skills  
Enriched Earth Ecovillage  
Ethical Medicines Industry Group (EMIG)  
Family Fund  
Federation of Master Builders  
GEINI Ltd  
GEMS Northern Ireland Limited  
Glen Community Parent Youth Group  
Habitat for Humanity NI  
HH  
Home-Start  
HSCB  
ICBAN  
ICE

Illingworth Research Group Ltd  
IPH  
Irish National Teachers Organisation  
Keep Northern Ireland Beautiful  
Lenadon Community Counselling Service  
Leukaemia & Lymphoma NI  
Linking Generations Northern Ireland (part of The Beth Johnson Foundation)  
MACS Supporting Children and Young People  
Maghaberry Primary School and Nursery Unit  
Men and Boys Initiative NI  
Methodist College  
Mid and East Antrim Borough Council  
MindWise  
National Energy Action Northern Ireland (NEA NI)  
National Trust  
NDCS  
Nexus NI  
NICMA - the Childminding Association  
North Belfast Partnership  
Northern Ireland Environment Link  
Northern Ireland Hospice  
Northern Ireland Museums Council  
Northern Ireland Rare Disease Partnership  
Northern Ireland Rural Development Council (RDC)  
Open College Network Northern Ireland (OCN NI)  
Orchardville  
Outdoor Recreation Northern Ireland  
Parkinson's UK  
Pennyburn youth club  
PIPS Newry & Mourne  
POBAL  
Presbyterian Church in Ireland  
Quarry Products Association NI  
Queen's University Belfast Students' Union  
RES  
Royal College of Paediatrics and Child Health  
Royal College of Psychiatrists in Northern Ireland  
Royal Town Planning Institute NI  
RSPB NI  
SBPB  
Shelter NI  
Shopmobility Ballymena Limited  
Shopmobility Enniskillen  
Shopmobility Northern Ireland  
Social Enterprise NI  
Society of Chiropodists and Podiatrists  
Sólás Special Needs Charity  
South Belfast Partnership Board

South Eastern Regional College (SERC)  
South West Age Partnership  
Specialisterne Northern Ireland  
Sported Foundation  
St Mary's Christian Brothers' Grammar School  
St Mary's University College  
St Ronan's School Council  
St. Malachys High School Castlewellan  
STEP ( South Tyrone Empowerment Programme)  
Stop the Drill  
Stranmillis University College  
Suicide Down to Zero  
The Coalition of Aid and Development Agencies  
The Open University  
The Rainbow Project  
The Royal College of General Practitioners NI  
Tourism NI  
UCML - the University Council of Modern Languages  
Voice of Young People in Care (VOYPIC)  
Volunteer Now  
VOYPIC  
Westkirk Youth and Community Project  
WRAP Northern Ireland  
Young Enterprise Northern Ireland  
Youth Action Northern Ireland