

Northern Ireland Statistics and Research Agency Annual Report and Accounts

for the year ended 31 March 2015



An Agency within the Department of

**Finance and
Personnel**

www.dfpni.gov.uk

NISRA Annual Report and Accounts For the year ended 31 March 2015

**Laid before the Northern Ireland Assembly
under section 11(3)(c) of the Government Resources
and Accounts Act (Northern Ireland) 2001
by the Department of Finance and Personnel
on
3rd July 2015**



© Crown Copyright 2014

You may re-use this information (excluding logos) free of charge in any format or medium, under the terms of the Open Government Licence v.2.

To view this licence, visit

<http://www.nationalarchives.gov.uk/doc/open-government-licence/version/2/> or
email: psi@nationalarchives.gsi.gov.uk.

Where we have identified any third party copyright information, you will need to obtain permission from the copyright holders concerned.

This document/publication is also available to download from our website <http://www.nisra.gov.uk>

All enquiries regarding this document should be sent to us at
Info.nisra@dfpni.gov.uk

Contents

CHIEF EXECUTIVE'S REPORT	1
STRATEGIC REPORT	3
Ministerial Targets and Balanced Scorecard 2014/15	9
Research and Development/Future Developments	20
REMUNERATION REPORT	21
PROGRESS IN KEY BUSINESS AREAS	27
Official Statistics Work Programme.....	27
CUSTOMERS	43
MODERNISATION OF THE REGISTRATION SERVICE	43
OFFICIAL STATISTICS ISSUES	44
COMMUNICATION	46
INFORMATION MANAGEMENT	47
HUMAN RESOURCES (HR)	48
TRAINING AND DEVELOPMENT	48
EMPLOYER SUPPORTED VOLUNTEER SCHEME	50
HEALTH AND SAFETY	50
FUTURE DEVELOPMENTS	51
ANNEX 1: NISRA Management Organisational Chart (at 31st March 2015)	52
ANNEX 2: NISRA Publications	54
GLOSSARY	70
ACCOUNTS CONTENT	74
Statement of Agency's and Chief Executive's Responsibilities	75
Governance Statement.....	76
The Certificate and Report of the Comptroller and Auditor General to the Northern Ireland Assembly	81
Statement of Comprehensive Net Expenditure	83
Statement of Financial Position	84
Statement of Cash Flows	85
Statement of Changes in Taxpayers' Equity	86
Notes to Accounts	87

CHIEF EXECUTIVE'S REPORT

Introduction

The Northern Ireland Statistics and Research Agency (NISRA) presents its Annual Report and Accounts for the financial year ended 31 March 2015.

Management

Ministerial responsibility for the Agency for the 2014/15 financial year rested with the Department of Finance and Personnel (DFP). The Accounting Officer for the Agency for the 2014/15 financial year was Dr Norman Caven.

Agency Board

During this reporting period, Dr Norman Caven was the Registrar General and Chief Executive and was responsible to the Minister for the management of the Agency's performance and operations.

Dr Caven was assisted in the management of the Agency by the NISRA Agency Board (AB) comprised of two Grade 5 Statisticians and ten Senior Principal Statisticians. The Board advises the Chief Executive on strategy and major issues of Agency policy and is responsible for ensuring the effective operation and performance of NISRA.

The Agency Board members during the year were as follows:

Dr T N Caven	Registrar General and Chief Executive
Dr T Power	Director of Analysis
Dr D Marshall	Director of Sources
Mr R Beatty	Head of Census

Dr S Donnelly	Head of Analytical Services Unit DEL
Dr J Mallon	Head of Human Resource Consultancy Services
Dr K Sweeney	Head of Central Survey Unit
Dr J Gillan	Head of Economic and Labour Market Statistics Branch
Dr E Mooney	Head of Information and Analysis Directorate DHSSPS
Mr D Rogers	Head of Equality Unit Research Branch OFMDFM
Mr B Green	Head of 2011 Census Statistical Development, Outputs and Dissemination
Mrs M Crawford	Head of Analytical Services Unit DSD
Mr A Fitzpatrick	Head of Information and Registration Unit BSO

A Senior Managers' Forum (SMF) comprised of the Agency Board and Grade 7 statistical/administrative Heads of Branches supports and advises the Chief Executive in the formulation, implementation and review of Agency policies. The SMF is in turn supported by a series of working groups that deal with cross-Agency issues remitted to them by the Board. Annex 1 provides details of AB and SMF membership.

Register of Interests

A Register of Interests is maintained by the Agency and no significant interests are currently held by board members which may conflict with their management responsibilities.

Pension Liabilities

The treatment of pension costs and liabilities is disclosed in the Remuneration Report and in paragraph 1.9 of the Statement of Accounting Policies Note (Note 1 to the Accounts).

Sickness Absence

The provisional figure for the average number of days lost per staff member (on a staff year equivalent basis) during 2014/15 was 6.1 days (8.8 days in 2013/14).

Personal Data

The Agency remains fully committed to complying with the Data Protection Act 1998. DFP NISRA acts in accordance with a number of DFP policies to ensure the safe handling of personal information: the DFP Data Protection Policy, the DFP Information Security Policy, the DFP E-mail Management Policy and the DFP Data Sharing Agreements.

No reportable data breaches were identified between 1 April 2014 and 31 March 2015.

Auditors

The financial statements are audited by the Comptroller and Auditor General (C&AG) in accordance with the Government Resources and Accounts Act (Northern Ireland) 2001. He is head of the Northern Ireland Audit Office (NIAO). He and his staff are wholly independent of the Agency and he reports his findings to the Northern Ireland Assembly.

The audit of the financial statements for 2014/15 resulted in a notional audit fee of £10,000 (2013/14 £10,000) and is included in the administration costs in the Statement of Comprehensive Net Expenditure.

During 2014/15 the Agency did not purchase any non-audit services from its auditor.

So far as the Accounting Officer is aware, there is no relevant audit information of which the Agency's auditors are unaware.



T N Caven (Dr)

Accounting Officer, Registrar General and Chief Executive

26 June 2015

STRATEGIC REPORT

History and Statutory Background

The Northern Ireland Statistics and Research Agency (NISRA), an Executive Agency within the Department of Finance and Personnel (DFP), was established on 1 April 1996 under the Government's Next Steps Initiative. The Agency incorporates the General Register Office (GRO) for Northern Ireland.

The Business

The core purpose of the Agency is:

- to produce and disseminate high quality, trusted and meaningful statistics and research to inform decisions and improve understanding; and
- to provide a high quality and cost effective civil registration service to meet users' needs.

NISRA's statistics and research services are afforded to a wide range of government departments and agencies to assist the policy process and delivery of objectives and actions. Statistics are produced in accordance with the Code of Practice for Official Statistics published by the UK Statistics Authority in January 2009.

NISRA continues to address the needs of a wide range of users, producing high quality statistics and research, ensuring the quality of those statistics and disseminating information to its users efficiently and effectively. NISRA will continue to ensure statistical outputs are fit for purpose such that users have a high degree of confidence in them.

NISRA is the principal source of official information on Northern Ireland's population and socio-economic conditions. The statistics produced by the Agency not only inform the policy process within government, but also

inform academic research and contribute to debate in the wider community.

The GRO, which is incorporated within NISRA, provides the civil registration service and produces summary statistics relating to life events.

Vision

NISRA's vision is – Trusted statistics and research for a better society.

In striving to deliver our vision we will build on our history and our reputation for quality and customer service and on advancements in information communication technologies.

Key Aims, Principal Activities and Targets

Aims

The corporate aims of NISRA are:

- to provide a statistical and research service to support decision making by Northern Ireland ministers and departments;
- to inform elected representatives and the public through the dissemination of reliable official statistics; and
- to administer the marriage laws and provide a system for the civil registration of births, marriages, civil partnerships, adoptions and deaths in Northern Ireland.

Principal Activities

The principal functions of the Agency are:

- to provide and co-ordinate professional statistics and research services and to be the principal advisory body on statistics and social research for Northern Ireland departments, agencies and non-departmental bodies;

- to carry out the Census of Population and provide high quality demographic information to enable the number and the condition of the population to be monitored and changes over time to be identified;
- to collect, analyse and make available official statistics which describe Northern Ireland's society, economy and public services;
- to ensure that statistical and research standards are adhered to and that the best appropriate methodological practice is employed in official statistics, social research and policy evaluation;
- to provide Northern Ireland statistics required for the United Kingdom, European Union and international statistical series; and
- to administer the marriage laws and provide an efficient and effective system for the registration of births, marriages, civil partnerships, adoptions and deaths in Northern Ireland.

Targets

NISRA has used the balanced scorecard approach to provide a business focus for both the short-term and the long-term, putting meaningful performance measurements in place. The Agency has four key target areas.

These are –

Business Results/ Impact

Users/Trust

Internal Processes/Governance

Organisation and People/Quality.

The Department consults with the Agency on the development of key targets in these four areas. These key targets are supplemented by

a suite of Chief Executive targets all of which are detailed in the Agency's Annual Business Plan.

Accounts

The Accounts at pages 83 to 102 of this report have been prepared in accordance with direction given by the Department of Finance and Personnel in accordance with Section 11(2) of the Government Resources and Accounts Act (Northern Ireland) 2001.

Accounting policies used in the preparation of these Accounts are set out in note 1 to the Accounts (page 87).

The net operating cost for the year was £10,811k (2013/14 £10,917k) (page 91).

Performance against Targets

The Agency had four key ministerial targets for the year 2014/15. All four targets were achieved. The results have been confirmed as accurate by DFP Internal Audit and are summarised in the Ministerial Targets and Balanced Scorecard Section at page 9.

Chief Executive targets are set out in a balanced scorecard framework. Performance against targets is summarised in the Ministerial Targets and Balanced Scorecard Section at pages 9 to 20.

Staff Numbers

The number of staff in post at the end of March 2015 was 470* of which 267 were located in DFP [135 of which were statisticians], 163 were statisticians outposted to other government departments and 40 were statisticians seconded to other organisations. (*inc 6 students, 7 recruitment agency staff and 1 NICS casual member of

staff). In addition, NISRA employs a field-force of approximately 280 fee-paid survey interviewers. A detailed breakdown by grade is included at Table 1.

The gender analysis of the Agency staff at 31 March 2015 was:

	Number of female staff	Number of male staff	Total
Senior Civil Service	1	2	3
Agency Board	2	11	13
Other NISRA employees	240	214	454
	243	227	470

Table 1 : NISRA Staff at 31st March 2015

Staff Grades	Recognised Grade	Headcount	Full Time Equivalent
PERMANENT STAFF:			
Senior Civil Service			
Grade 3	G3	1	1
Grade 5 Statistician	G5	2	2
Total		3	3
General Service			
Grade 7	G7	3	2.6
Deputy Principal	DP	9	7.9
Staff Officer	SO	5	4.7
Executive Officer I	E01	6	5.8
Executive Officer 2	E02	23	20.7
Staff Officer	SO	6	5.7
Administrative Officer	AO	45	41.2
Support Grade Band 2	AO	2	2
Administrative Assistant	AA	17	15.3
Total		116	105.9
Non General Service			
Senior Principal Statistician	G6	10	9.8
Principal Statistician	G7	25	24.4
DP Statistician	DP	121	114.2
Assistant Statistician	SO	173	167.3
Personal Secretary	E02	2	1.2
ICT4	E01	4	3.7
ICT6	DP	1	1
DP Accountant	DP	1	1
Total		337	322.6
.....of which statisticians		332	318.7
TOTAL OF PERMANENT STAFF		456	431.5
TEMPORARY STAFF:			
Sandwich Students		6	6
Casual AO		1	1
Recruitment Agency Staff (non NICS)			
Statistical Officer		6	6
Nurse		1	1
TOTAL OF TEMPORARY STAFF:		14	14
TOTAL STAFF		470	445.5

Financial Review

Non Current Assets

Details of the movement of non current assets are set out in notes 7 & 8 to the Accounts.

The Agency does not believe that there is any material difference between the market and book value of its non current assets at 31 March 2015.

Events Occurring After the Reporting Period

There have been no significant events since the year-end that would affect the Accounts.

Charitable Donations

The Agency aims to encourage and support the voluntary work of staff that will bring benefit to the community. During 2014/15, NISRA participated in 8 projects, details of which are set out on page 50.

Payments to Suppliers

The Agency is committed to the prompt payment of bills for goods and services received in accordance with the Better Payment Practice Code and British Standard BS7890 - *Achieving Good Payment Performance in Commercial Transactions*. Unless otherwise stated in the contract, payment is due within 30 days of receipt of the goods or performance of the services or presentation of a valid invoice or similar demand, whichever is later.

The prompt payment performance for the year was 98% (2013/14: 98%).

During this period NISRA did not make any interest payments under the Late Payment of Commercial Debts (Interest Act 1988).

In 2008/09, in response to the economic position, the Minister for Finance and Personnel announced the commitment of Northern Ireland departments to ensuring that invoices are paid within 10 working days. The average number of invoices paid within the 10 working days target was 95% (2013/14: 93%).

Disabled Persons

NISRA adheres to the Disability Action Plan, developed by the Department of Finance and Personnel, in recognition of the Disability Discrimination Act 1995 which states that in carrying out its functions DFP (and consequently NISRA, as an Agency of DFP) will have due regard to the need to :

- promote positive attitudes towards disabled people; and
- encourage participation by disabled people in public life ('the disability duties').

Health and Safety

The Agency is committed to adhering to all existing legislation with respect to health and safety at work to ensure that staff and customers enjoy the benefits of a safe environment.

Equality of Opportunity

The Agency follows the NI Civil Service policy which states that all eligible persons shall have equal opportunity for employment and advancement in the NICS on the basis of their ability, qualifications and aptitude for the work.

Sustainability and Environmental Impact

NISRA will continue to follow DFP guidance as set out in the Department's Sustainable Development Action Plan, which sets out strategic objectives and targets including:

- installation of renewable technologies;

- conservation of fuel and power;
- streamlining of the office accommodation portfolio and the meeting of higher thermal standards;
- the improved recycling of waste; and
- taking account of sustainable development principles when procuring works, supplies and services.

NISRA (McAuley House) continues to implement a Waste Management Action Plan which, in keeping with the DFP Action Plan, focuses on paper as the dominant waste stream. A number of measures have been implemented including: discouraging routine printing of e-mails, promoting full usage of TRIM, encouraging double sided photocopying / printing and using recycled paper.

Receptacles have also been made available to facilitate recycling of paper, tin cans, plastic containers, paper towels, envelopes, magazines and empty printer cartridges.

During 2014/15 115 x 50 litre bags of plastic cartons, 26 x 50 litre bags of tin cans, 44 x 50 litre bags of magazines, 63 x 50 litre bags of envelopes, 296 x 50 litre bags of paper towels, 113 x 50 litre bags of pre-shredded paper and 221 x 50 litre bags of both confidential and general office paper were recycled. These figures represent significant reductions in waste from previous years.

Employee Involvement

NISRA recognises the benefit of keeping its staff informed of changes in the Agency and professional developments which ultimately affect the Agency's performance. NISRA issues its Agency Brief on a monthly basis to all staff. This contains information on human resources, recruitment, promotion competitions, training, publications and other events of interest to staff. This Brief is also posted online on NISRAnet, the Agency intranet site, where staff can access up-to-date information on NISRA events, meetings, corporate documentation, publications, human resources and professional matters. Conference presentations are also available to view on NISRAnet.



T N Caven (Dr)

Accounting Officer, Registrar General and Chief Executive

26 June 2015

Ministerial Targets and Balanced Scorecard

The associated Ministerial and Chief Executive targets are set out in a balanced scorecard framework. Performance against targets is summarised in the next section.

Performance against Targets

The Agency had four key ministerial targets for the year 2014/15. All four targets were achieved.

Ministerial Targets

Target	Result
GeNI Project: To initiate procurement of the new Registration Processing System for Civil Registration by March 2015.	Achieved. A Statement of Requirements was completed in July 2014. A full Business Case was approved by DFP Supply on 16th December 2014 and a contract signed as part of NI Direct Change Control on 18th December 2014. Project Milestones 1 and 2a have been completed in line with Project Plan/Deliverables.
GRO - RPA: To implement the necessary changes to the Registration services as a result of decisions in relation to the Review of Public Administration and the move to an 11 council model (in line with the RPA timetable).	Achieved. GRO worked with Local Government throughout 14/15 on the reorganisation. A workload exercise was completed and results communicated to Councils. GRO officials met with officers from the councils to address any issues and discuss the next steps. Each of the 10 Councils where it was necessary to appoint a Registrar advised GRO by 31st March 2015 of who that person was. For some Councils it is an interim appointment.
Census of Population 2011: To complete the remaining specialist outputs from the 2011 Census and publish a General Report.	Achieved. The 2013/2014 target involved the publication of the four major pre-planned releases of statistical output from the 2011 Census. The 2014/15 target covered the publication of a range of supplementary outputs including flow data (travel from place of residence to place of work or study, movement from address one year ago to current address), alternative population bases (counting people where they worked, or where they usually were in the day time) and micro-data products (making suitably anonymised samples of Census data available for further research). These outputs were all produced. The General Report on the Census, which summarises and evaluates the complete 10-year Census process, was published as well as a Quality Assurance report that summarises the work conducted to ensure that all Census outputs met statistical quality criteria.
Beyond 2011: To produce initial plans for the delivery of the 2021 Census and the development of inter-censal population statistics.	Achieved. An information paper on the broad approach proposed for the 2021 Census in Northern Ireland was published on the NISRA website in October 2014. It is anticipated that a predominantly online Census is conducted in 2021, supplemented by work on administrative data, as in 2011, to quality assure Census results. Officials continue to assess best practice from the 2011 round of Censuses. Data access agreements have also been put in place with the Electoral Office and the Departments for Education and Employment and Learning to gather inter-censal population data to assist quality assurance work on population estimates and the next Census.

NISRA Balanced Scorecard 2014/15

Business Results

Objective	Targets	Measures	Outcome
BR1: To influence decision-making in government and the wider community.	(i) To initiate procurement of the new Registration Processing System for Civil Registration by March 2015. DFP (Ministerial) Target	Full Business Case completed by March 2015. Statement of Requirements completed by July 2014. Contract awarded by November 2014.	Achieved: The Statement of Requirements was completed in July 2014. A full Business Case was approved by DFP Supply on 16th December 2014 and a contract signed as part of NI Direct Change Control on 18th December 2014. Project Milestones 1 and 2a have been completed in line with Project Plan/Deliverables.
	(ii) implement the necessary changes to the Registration services as a result of decisions in relation to the Review of Public Administration and the move to an 11 council model (in line with the RPA timetable). DFP (Ministerial) Target	Office locations confirmed by July 2014. District registration staffing requirements confirmed by December 2014.	Achieved: GRO worked with Local Government throughout 14/15 on the reorganisation. A workload exercise was completed and results communicated to Councils. GRO officials met with officers from the councils to address any issues and discuss the next steps. Each of the 11 Councils where it was necessary to appoint a Registrar advised GRO by 31st March 2015 of who that person was. For some Councils it is an interim appointment.
	(iii) To complete the remaining specialist outputs from the 2011 Census and publish a General Report. DFP (Ministerial) Target	All outputs released by March 2015. General Report published.	Achieved: The 2013/2014 target involved the publication of the four major pre-planned releases of statistical output from the 2011 Census. The 2014/15 target covered the publication of a range of supplementary outputs including flow data (travel from place of residence to place of work or study, movement from address one year ago to current address), alternative population bases (counting people where they worked, or where they usually were in the day time) and micro-data products (making suitably anonymised samples of Census data available for further research). These outputs were all produced. The General Report on the Census, which summarises and evaluates the complete 10-year Census process, was published as well as a Quality Assurance report that summarises the work conducted to ensure that all Census outputs met statistical quality criteria.

Objective	Targets	Measures	Outcome
	<p>(iv) To produce initial plans for the delivery of the 2021 Census and the development of inter-censal population statistics.</p> <p>DFP (Ministerial) Target</p>	<p>2021 Census Information Paper published by Winter 2014 (subject to Ministerial agreement).</p> <p>Research paper on administrative data based population estimates published by Winter 2014.</p>	<p>Achieved: An information paper on the broad approach proposed for the 2021 Census in Northern Ireland was published on the NISRA website in October 2014. It is anticipated that a predominantly online Census is conducted in 2021, supplemented by work on administrative data, as in 2011, to quality assure Census results. Officials continue to assess best practice from the 2011 round of Censuses. Data access agreements have also been put in place with the Electoral Office and the Departments for Education and Employment and Learning to gather inter-censal population data to assist quality assurance work on population estimates and the next Census.</p>
	<p>(v) To support the monitoring of PfG targets.</p>	<p>Monitoring Information for PfG targets provided as required.</p>	<p>Achieved: NISRA statisticians in departments provided monitoring information for PfG targets as required. Examples include: DHSSPS target on obesity for PfG Commitment 45; DOE target on household waste recycling; DEL qualifications target; DETI target on tourism numbers and DSD input to the Child Poverty levels target.</p>
	<p>(vi) To manage and support the Delivering Social Change (DSC) Research Programme.</p>	<p>Research programme outputs for 2014/15 delivered on time and within budget.</p>	<p>Achieved: All research programmes managed by OFMdfM statisticians are in their final stages and are on track – releases during the year include a ‘Childcare Final Report’. Other NISRA statisticians (in DE and DEL) are supporting the evaluation of Delivering Social Change ‘signature projects’ and staff in DRD are inputting to the Child Poverty strategy.</p>
	<p>(vii) Produce input-output tables to meet user needs for such statistics.</p> <p>(NISRA milestone)</p> <p>(Dependant on outcome of 2013/14 target on feasibility of production of input output)</p>	<p>Document user needs.</p> <p>Production of a set of input-output tables for NI utilising available data.</p>	<p>Achieved: Consultation held Summer 2014 on development of Economic Account Statistics for NI. Response to consultation published. Draft Supply Use Tables (SUT) were produced in-house by end March 2014 and further engagement with expert users on the SUTs is due to take place in June 2015.</p>

Objective	Targets	Measures	Outcome
	(viii) To promote the Open Data Agenda as agreed by Agency Board.	Baseline established for all NISRA products. Updated paper available on NISRAnet by end September 2014.	Achieved: A NISRA Open Data Paper has been updated and is available on NISRAnet as guidance for statisticians. A baseline for the star rating of all NISRA products has been established. NISRA is working with NIDirect on the development of the NI Public Sector Open Data Strategy.
	(ix) To convene at least two collaborative Agency Board seminars within NISRA in support of decision making by end March 2015.	Two theme based Agency Board seminars held during 14/15.	Achieved: A Poverty themed Agency Board seminar was held on 10th June 2014 and a seminar on Ageing on 2nd March 2015.
	(x) To publish at least 1 new output in light of customer need by March 31st 2015. (NISRA milestone)	At least 1 new output published by March 31st 2015 in light of customer need.	Achieved: A number of new outputs have been produced including a bi-annual publication: "Electricity consumption and renewable generation in Northern Ireland: year ending March 2014".
	(xi) Corporate Services to take forward web development activities as agreed by the e-dissemination sub-groups.	Functionality and visual design of NISRA website developed (dependent on ISID decision on CMS software). Implementation phase rolled out (dependent on ISID decision on software).	Achieved: A new prototype web page has been produced and approved by Agency Board. Work on the website has paused for now due to the roll out of a new Content Management System (CMS) throughout the NICS.

Users (Trust)

Objective	Targets	Measures	Outcome
C1: To be trusted as an impartial and independent body.	(i) To achieve no less than 96% of users rating NISRA's services as satisfactory. (NISRA milestone)	User satisfaction level recorded in annual Customer Survey.	Achieved: Overall, 98% of respondents were either 'satisfied' or 'very satisfied' with the services provided by NISRA branches in 2014.
	(ii) To engage proactively with users	<p>HOBs to report to Corporate Services biannually on user interaction.</p> <p>Twice yearly lists of publications produced and made available on NISRA website.</p> <p>Publication Hub (or replacement) updated.</p> <p>NISRA Facebook page updated regularly - monitor number of followers.</p> <p>NISRA website redesign.</p> <p>STEM Activity Report.</p> <p>Press coverage as detailed in Agency Brief.</p> <p>Number of Committee appearances where policy officials were supported by NISRA.</p>	<p>Substantially achieved: Some examples of user engagement during the year include: a Northern Ireland Longitudinal Study (NILS) user meeting in June, consultation with users on the development of improved Economic Accounts statistics, establishment of mailing lists for users of DCAL publications, a consultation on the proposal to produce a single UK House Price Index and a Vital Events (births and deaths) user engagement day. National Statistics (and other Official Statistics as far as possible) are released through the Publication Hub (until end Sept) and its replacement release calendar on gov.uk.</p> <p>The NISRA Facebook page is updated on an ongoing basis and has met its 2014/15 target of 500 followers. The NISRA Ambassador programme is ongoing which aims to convey the importance of statistics to school children.</p>

Objective	Targets	Measures	Outcome
	(iii) To comply with Data Protection and ICO policy and legislation.	<p>Reported cases of unauthorised disclosure of personal/sensitive information.</p> <p>(NISRA DFP) Data Protection Branch Bi-annual Checklists completed.</p> <p>Completed Stewardship Statements by Agency Board members.</p>	<p>Achieved: No Data Protection breaches have occurred during this cycle.</p> <p>Branch compliance checklists completed by all DFP NISRA branches and 6 monthly compliance reports issued to the Department.</p>
	(iv) To maintain confidence in Official Statistics.	<p>Reported breaches of the Code of Practice investigated and actions taken to prevent a reoccurrence.</p> <p>Confirmed breaches notified to Agency Board and the Audit and Risk Committee (ARC).</p> <p>Senior Managers' Forum on the topic of Breaches of the Code/Pre-release Access held.</p> <p>Public confidence in Official Statistics Survey conducted.</p>	<p>Achieved: A public opinion survey on confidence in Official Statistics was carried out in September and showed that public confidence in the accuracy of Official Statistics in Northern Ireland was 68% in 2014, significantly higher than the 2012 figure of 61%.</p> <p>All five breaches of the Code of Practice this year have been investigated and action taken to minimise the possibility of a reoccurrence. There is no evidence that any of the breaches had a significant impact. Awareness/training events on the Code of Practice were held in October and March for NISRA staff and senior managers in Arms Length Bodies (ALBs) and a NISRA Senior Managers' Forum on the topic of Breaches of the Code/ Pre-release Access was held in November 2014.</p>

Internal Processes (Governance/Management)

Objective	Targets	Measures	Outcome
IP1: To ensure the Agency is well managed according to existing policies and procedures.	(i) To hold at least three Agency Board meetings, three Senior Management Forum meetings and three ARC meetings by end March 2015.	At least three Agency Board meetings held. Three Senior Management Forum meetings held. Three ARC meetings held.	Achieved: A Agency Board meetings were held in May, September and January 2015. Senior Managers Forum meetings were held in June, November and February. ARC meetings were held in May, June and November 2014.
	(ii) To review the NISRA framework document by end March 2015. (14/15 NISRA milestone)	Draft Framework document prepared.	Achieved: The NISRA framework document was reviewed and a draft prepared before the end of March 2015.
	(iii) To review the need to update the Official Statistics Order to incorporate further Arms Length Bodies (ALBs) by end March 2015. (14/15 NISRA milestone)	Consultation completed. Summary Paper prepared.	Achieved: NISRA Corporate Services received feedback from Senior Statisticians in departments identifying ALBs for potential inclusion in the Official Statistics Order. A summary paper was prepared for Senior Management with the details of the consultation. It is proposed that we do not to move forward with an update of the Official Statistics Order in 2015/16.

Objective	Targets	Measures	Outcome
	(iv) To support the DFP Information Assurance target IP1.5 ² .	DFP NISRA Information Assurance Work Programme. (NISRA DFP) Information Risk Register.	Achieved: The NISRA Data Protection Action Plan has been created, incorporating Information Assurance Officer and Business Area Information Manager Action Plans. All DFP NISRA staff completed the Responsible for Information On-line training. Within the last 2 years 98% of DFP NISRA staff have attended a DP/ FOI/Environmental Information Regulations presentation. Data Sharing Agreements are in place, with details held on DFP Data Sharing Register. Branch procedures for staff handling personal information have been reviewed with a record held in TRIM. The Information Assurance Risk Schedule has also been produced and signed off by the Chief Executive. IT Guarded stated in their executive summary of the Information Assurance Maturity Model (IAMM) Review that DFP NISRA had surpassed the targets for achieving level 3 compliance. Both the NISRA Risk Appetite Statement and the DFP NISRA Information Charter have been produced.
	(v) To provide support to the Statistics Advisory Committee (SAC).	SAC meetings held. SAC agenda and minutes.	Achieved: Statistics Advisory Committee meetings were held in October 2014 and January 2015.
	(vi) To have no overspend and an underspend not greater than 2.5% within reduced baseline allocation	Corporate guidance on level of overspend and underspend.	Achieved.

² Achieve Level 3 compliance with the “HMG Information Assurance (IA) Maturity Model and Assessment Framework” by 31 March 2015

Objective	Targets	Measures	Outcome
	(vii) To secure a favourable audit report on risk management and manage risks appropriately.	Level of assurance provided. Completed Stewardship Statements by Agency Board members.	Achieved. A satisfactory audit opinion has been issued for 14/15.
	(viii) To provide Properties Division with an accommodation specification agreed by the NISRA accommodation group by end June 2014 in preparation for a move from McAuley House ³ .	Specification produced.	Achieved. Accommodation specification provided as required.
	(ix) To not exceed the NISRA sickness absence target by 31 March 2015.	Monthly/annual absence reports.	Achieved. The NISRA target is 6.2 days. By the end of March 2015 NISRA had on average 6.1 working days lost.
	(x) To have at least 75% of staff survey respondents who state that they are well managed.	NISRA Staff Attitudes Survey.	Not achieved. 73% of 2014 Staff Survey respondents stated that they were well managed. 10% of respondents disagreed that they were well managed and 17% gave a neutral response.

³ Date of a move dependent on acceptance of a business case by DFP and thereafter a procurement exercise for any building work involved and completion of works

Organisation and People (Quality)

Objective	Targets	Measures	Outcome
OP1: To manage, nurture and develop high quality people.	(i) To have at least 80% of NISRA staff survey respondents state that they have received the training (including in house and on-the-job training) necessary to deliver their business objectives.	NISRA Staff Attitudes Survey. Annual Report on Staff Development. % of staff who identified training needs in 13/14 Training Survey who received training by end March 2015.	Not achieved: 77.8% of NISRA Staff Survey respondents stated in the 2014 survey that they had received the training (including in house and on-the-job training) necessary to deliver their business objectives.
	(ii) To continue to implement prioritised improvements identified by the NISRA Staff Attitudes Survey and the DFP Quality Programme.	NISRA Staff Attitudes Survey. DFP Quality Programme.	Achieved. Improvements were implemented throughout the year. The NISRA Human Resource Action Plan will now be updated in light of the results from the 2014 Staff Attitudes Survey and NISRA HR will follow up on prioritised actions with branches and staff.
	(iii) To improve NISRA's employee engagement score. (NISRA milestone)	NISRA Staff Attitudes Survey. HR Action Plan produced and progress against targets updated quarterly.	Not achieved. The 2014/15 employee engagement score was 61.0 compared with a figure of 61.1 for 2013/14.
	(iv) To have at least 80% of statisticians participating in/ attending seminars or NISRA working groups. ⁴	NISRA Staff Attitudes Survey.	Achieved. 85.7% of statisticians who responded to the staff survey stated that they had participated in/attended seminars or NISRA working groups.

⁴ Staff Survey Question – 'Within the last 12 months have you participated in a NISRA working group or attended a lunch-time seminar.'

Objective	Targets	Measures	Outcome
OP2: To ensure outputs are produced to the highest professional and methodological standards.	(v) To achieve National Statistics designation/ redesignation for all products assessed by the UK Statistics Authority for compliance with the Code of Practice for Official Statistics, where an assessment outcome is declared within the year.	All assessed products obtain successful National Statistics designation/ redesignation.	Achieved. All those assessments where an outcome was declared within the year were successfully designated/redesignated as National Statistics by the UK Statistics Authority. These included the following outputs: Statistics on Pesticide Usage in Northern Ireland; Digest of Information on the Northern Ireland Criminal Justice System; Prison Statistics; Statistics on Children in Care in Northern Ireland; Children Adopted from Care in Northern Ireland; Children's Social Care Statistics for Northern Ireland; Northern Ireland Care Leavers Aged 16-18; Northern Ireland Care Leavers Aged 19; and Annual and Quarterly Compendia of Key Statistics for the Driver and Vehicle Agency. No outputs have failed to achieve NS designation.
	(vi) To implement the recommendations of the UK Statistics Authority Monitoring Reports where appropriate.	Recommendations of the UK Statistics Authority Monitoring Reports implemented.	Achieved. Demographic Statistics and Economic and Labour Market Statistics Branches are extending the range of economic statistics available at lower levels of geographic detail on the NINIS website.
	(vii) To refocus the balance of statistical activity with greater emphasis on explanation and dissemination of the information contained in statistics compared with the collection and management of official data. (Per priority 2 UK Stats Authority Strategy).	<p>Commentary training provided as required.</p> <p>Official Statistics Guidance circulated.</p> <p>Communications Strategy Outline Paper prepared.</p> <p>Peer review process to improve commentary in NISRA publications.</p>	Achieved. A NISRA Senior Managers' Forum on developing Social Media was held in June 2014 and training in commentary, user engagement, social media, transparency and open data and data visualisation was delivered during the year. A series of lunchtime seminars on presentation and dissemination of statistics have been held throughout the year. A number of staff have received Adobe Illustrator and Photoshop training which will assist with the production of infographics and NISRA datavisualisations. A Communications Strategy Outline Paper was prepared for Agency Board (AB) in January 2015. A number of Good Practice Team guidance documents on, for example, statistical commentary and effective tables and graphs were issued to all staff via issue 1 of STARzine (a new internal statistical communication). In addition, the Peer Review process to improve commentary in NISRA publications is continuing.

Objective	Targets	Measures	Outcome
	(viii) To roll out the quality agenda for statistical outputs as agreed by the Methodology Group.	QMHT outcome assessed. Methodology Group Minutes. Agency Board Minutes.	Substantially achieved. A Methodology Group meeting, focussing on Quality was held at the end of September 2014. Two quality courses were delivered at operational level in November 2014. A paper on Quality was brought to January Agency Board and subsequently disseminated to Heads of Branches. A NISRA Quality Champion was appointed and attended the GSS Quality Champion Network meeting in January 2015.

Research and Development / Future Developments

Details of research publications produced by NISRA during 2014/15 can be found in Annex 2.

Details of future developments are included in NISRA's Business Plan 2015/16. See also page 51.

REMUNERATION REPORT

Remuneration Policy

The remuneration of senior civil servants is set by the Minister for Finance and Personnel. The Minister approved a restructured SCS pay settlement broadly in line with the Senior Salaries Review Board report which was commissioned in 2010. The commitment to a Pay and Grading Review for SCS was the second phase of the equal pay settlement approved by the Executive.

Service Contracts

Civil service appointments are made in accordance with the Civil Service Commissioners' Recruitment Code which requires appointment to be on merit, on the basis of fair and open competition, but also includes the circumstances when appointments may otherwise be made.

Unless otherwise stated below, the officials covered by this report hold appointments which are open-ended. Early termination, other than for misconduct, would result in the individual receiving compensation as set out in the Civil Service Compensation Scheme.

Further information about the work of the Civil Service Commissioners can be found at www.nicscommissioners.org

Salary and Pension entitlements

The following sections provide details of the remuneration and pension interests of senior officials of the Agency.

Agency Board Members (Audited)

Officials	2014/15					2013/14				
	Salary £'000	Bonus Payments £'000	Benefits in kind (to nearest £100)	Pension Benefits (to nearest £1,000)	Total £'000	Salary £'000	Bonus Payments £'000	Benefits in kind (to nearest £100)	Pension Benefits (to nearest £1,000)	Total £'000
Norman Caven	95-100	Nil	Nil	32,000	125-135	95-100	Nil	Nil	49,000	135-140
Robert Beatty **	60-65*	Nil	Nil	43,000	100-110	60-65	Nil	Nil	12,000	70-80
Kevin Sweeney	50-55*	Nil	Nil	11,000	60-70	50-55 (FTE 60-65)	Nil	Nil	(552,000)	(500)-(505)
James Gillan	(FTE 60-65)	Nil	Nil	20,000	80-85	60-65	Nil	Nil	43,000	100-110
Tracy Power	60-65*	Nil	Nil	21,000	80-90	60-65	Nil	Nil	13,000	70-80
Stephen Donnelly	60-65	Nil	Nil	15,000	75-80	60-65	Nil	Nil	4,000	60-70
John Mallon	60-65*	Nil	Nil	15,000	75-80	60-65	Nil	Nil	15,000	75-80
Eugene Mooney	60-65*	Nil	Nil	20,000	80-85	60-65	Nil	Nil	15,000	75-80
David Marshall	60-65	Nil	Nil	43,000	100-110	55-60	Nil	Nil	13,000	65-75
David Rogers	60-65	Nil	Nil	11,000	70-80	60-65	Nil	Nil	13,000	70-80
Brian Green	60-65*	Nil	Nil	12,000	70-80	60-65	Nil	Nil	13,000	70-80
Alexander Fitzpatrick	60-65*	Nil	Nil	17,000	75-85	55-60	Nil	Nil	19,000	70-80
Michelle Crawford	60-65	Nil	Nil	18,000	70-80	55-60	Nil	Nil	13,000	65-75
Band of Highest paid Directors's total remuneration	95-100					95-100				
Remuneration Ratio	29,784					31,135				
Remuneration Ratio	3.1					3.1				

* Non Consolidated Payment has been added to salary amount

** Robert Beatty also received an amount in the band £10K-£15K relating to previous years service.

Reporting bodies are required to disclose the relationship between the remuneration of the highest paid director in their organisation and the median remuneration of the organisation's workforce.

The median total is based on the full time equivalent remuneration of staff directly employed by NISRA at the reporting end date on an annualised basis.

The banded remuneration of the highest paid director in NISRA in the financial year was £95-100k (2013/14: £95k-£100k). This was 3.1 times (2013/14:3.1) the median remuneration of the workforce, which was £29,784 (2013/14: £31,135).

In 2014/15 and 2013/14 no employees received remuneration in excess of the highest paid director.

Total remuneration includes salary, non consolidated performance-related pay and benefits in kind. It does not include employer pension contributions and the cash equivalent transfer value of pensions.

Salary

'Salary' includes gross salary, overtime, reserved rights to London weighting or London allowances, recruitment and retention allowances, private office allowances and any other allowance to the extent that it is subject to UK taxation and any gratia payments.

Benefits in Kind

The monetary value of benefits in kind covers any benefits provided by the employer and treated by HM Revenue and Customs as a taxable emolument.

Bonuses

The Agency did not make any bonus payments to Board Members during the year.

Pension Entitlements

Agency Board Members (Audited)

Officials	Accrued pension at pension age as at 31/3/15 (or date of leaving if earlier) and related lump sum	Real increase in pension and related lump sum at age 60	CETV at 31/3/14	CETV at 31/3/13*	Real increase in CETV	Employer contribution to partnership pension account Nearest £100
	£000	£000	£000	£000	£000	
Dr TN Caven (Registrar General & Chief Executive)	45-50 plus lump sum of 140-145	0-2.5 plus lump sum of 2.5-5.0	1,017	988	29	N/A
Dr T Power (Director of Analysis)	15-20 plus lump sum of 55-60	0-2.5 plus lump sum of 2.5-5.0	340	308	14	N/A
Mr R Beatty (Head of Census)	25-30	0-2.5	512	449	38	N/A
Dr S Donnelly (Head of Analytical Services Unit DEL)	20-25 plus lump sum of 70-75	0-2.5 plus lump sum of 2.5-5.0	508	470	13	N/A
Dr J Mallon (Head of Human Resource Consultancy Services)	25-30 plus lump sum of 75-80	0-2.5 plus lump sum of 2.5-5.0	570	553	15	N/A
Dr K Sweeney (Head of Central Survey Unit)	0-5 plus lump sum of 0-5	0-2.5 plus lump sum of 2.5-5.0	36	22	11	N/A
Dr J Gillan (Head of Economic and Labour Market Statistics Branch)	25-30 plus lump sum of 45-50	0-2.5 plus lump sum of 2.5-5.0	591	544	18	N/A
Dr E Mooney (Head of Information and Analysis Directorate DHSSPS)	15-20 plus lump sum of 50-55	0-2.5 plus lump sum of 2.5-5.0	364	330	16	N/A
Dr D Marshall (Director of Sources)	15-20 plus lump sum of 45-50	0-2.5 plus lump sum of 5.0-10.0	235	195	27	N/A
Mr D Rogers (Head of Equality Unit Research Branch OFMDFM)	25-30 plus lump sum of 80-85	0-2.5 plus lump sum of 0-2.5	615	576	10	N/A
Mr B Green (Head of 2011 Census Statistical Development, Outputs & Dissemination)	20-25 plus lump sum of 60-65	0-2.5 plus lump sum of 0-2.5	367	340	8	N/A
Mrs M Crawford (Head of Analytical Services DSD)	10-15 plus lump sum of 40-45	0-2.5 plus lump sum of 2.5-5.0	177	159	8	N/A
Mr A Fitzpatrick (Head of Information and Registration Unit BSO)	15-20 plus lump sum of 50-55	0-2.5 plus lump sum of 2.5-5.0	274	249	11	N/A

* The actuarial factors used to calculate CETVs were changed in 2012/13. The CETVs at 31/3/12 and 31/3/13 have both been calculated using the new factors, for consistency. The CETVs at 31/3/12 therefore differs from the corresponding figures in last year's report which was calculated using the previous factors.

Northern Ireland Civil Service (NICS) Pension arrangements

Pension benefits are provided through the Northern Ireland Civil Service pension arrangements which are administered by Civil Service Pensions (CSP). Staff in post prior to 30 July 2007 may be in one of three statutory based 'final salary' defined benefit arrangements (classic, premium, and classic plus). These arrangements are unfunded with the cost of benefits met by monies voted by Parliament each year. From April 2011 pensions payable under classic, premium, and classic plus are increased annually in line with changes in the Consumer Prices Index (CPI). Prior to 2011 pensions were increased in line with changes in the Retail Prices Index (RPI). New entrants joining on or after 1 October 2002 and before 30 July 2007 could choose between membership of premium or joining a good quality 'money purchase' stakeholder arrangement with a significant employer contribution (partnership pension account). New entrants joining on or after 30 July 2007 are eligible for membership of the nuvos arrangement or they can opt for a partnership pension account. Nuvos is a 'Career Average Revalued Earnings' (CARE) arrangement in which members accrue pension benefits at a percentage rate of annual pensionable earnings throughout the period of scheme membership. The current rate is 2.3%. CARE pension benefits are increased annually in line with increases in the CPI.

A new pension scheme, Alpha, will be introduced for new entrants from 1 April 2015. The majority of existing members of the NICS pension arrangements will move to Alpha from that date. Members who on 1 April 2012 were within 10 years of their normal pension age will not move to Alpha and those who were within 13.5 years and 10 years of their normal pension age were given a choice between moving to Alpha on 1 April 2015 or

at a later date determined by their age. Alpha is also a 'Career Average Revalued Earnings' (CARE) arrangement in which members accrue pension benefits at a percentage rate of annual pensionable earnings throughout the period of scheme membership. The rate will be 2.32%. CARE pension benefits are increased annually in line with increases in the CPI.

For 2015 public service pensions will be increased by 1.2% for pensions which began before 6 April 2014. Pensions which began after 6 April 2014 will be increased proportionately.

Employee contribution rates for all members for the period covering 1st April 2015 – 31st March 2016 are as follows:

Scheme Year 1 April 2015 to 31 March 2016

Pay band – assessed each pay period	Contribution rates – Classic members	Contribution rates – Classic plus, Premium, Nuvos and Alpha
	From 1 April 2015 to 31 March 2016	From 1 April 2015 to 31 March 2016
£0 to £15,000.99	3%	4.6%
£15,001.00 to £21,000.99	4.6%	4.6%
£21,001.00 to £47,000.99	5.45%	5.45%
£47,001.00 to £150,000.99	7.35%	7.35%
£150,001.00 and above	8.05%	8.05%

Benefits in Classic accrue at the rate of 1/80th of pensionable salary for each year of service. In addition, a lump sum equivalent to three years' pension is payable on retirement. For Premium, benefits accrue at the rate of 1/60th of final pensionable earnings for each year of service. Unlike Classic, there is no automatic lump sum (but members may give up (commute) some of their pension to

provide a lump sum). Classic plus is essentially a variation of Premium, but with benefits in respect of service before 1 October 2002 calculated broadly as per Classic.

The partnership pension account is a stakeholder pension arrangement. The employer makes a basic contribution of between 3% and 12.5% (depending on the age of the member) into a stakeholder pension product chosen by the employee. The employee does not have to contribute but where they do make contributions the employer will match these up to a limit of 3% of pensionable salary (in addition to the employer's basic contribution). Employers also contribute a further 0.8% of pensionable salary to cover the cost of centrally-provided risk benefit cover (death in service and ill health retirement).

The accrued pension quoted is the pension the member is entitled to receive when they reach pension age, or immediately on ceasing to be an active member of the scheme if they are at or over pension age. Pension age is 60 for members of Classic, Premium, and Classic plus and 65 for members of Nuvos. The normal pension age in Alpha will be linked to the member's State Pension Age but cannot be before age 65. Further details about the NICS pension arrangements can be found at the website www.dfpni.gov.uk/civilservicepensions-ni.

Cash Equivalent Transfer Values

A Cash Equivalent Transfer Value (CETV) is the actuarially assessed capitalised value of the pension scheme benefits accrued by a member at a particular point in time. The benefits valued are the member's accrued benefits and any contingent spouse's pension payable from the scheme. A CETV is a payment made by a pension scheme or arrangement to secure pension benefits

in another pension scheme or arrangement when the member leaves a scheme and chooses to transfer the benefits accrued in their former scheme. The pension figures shown relate to the benefits that the individual has accrued as a consequence of their total membership of the pension scheme, not just their service in a senior capacity to which disclosure applies. The CETV figures, and from 2003-04 the other pension details, include the value of any pension benefit in another scheme or arrangement which the individual has transferred to the CSP arrangements. They also include any additional pension benefit accrued to the member as a result of their purchasing additional years of pension service in the scheme at their own cost. CETVs are calculated in accordance with The Occupational Pension Schemes (Transfer Values) (Amendment) Regulations and do not take account of any actual or potential benefits resulting from Lifetime Allowance Tax which may be due when pension benefits are taken.

Real Increase in CETV

This reflects the increase in CETV effectively funded by the employer. It does not include the increase in accrued pension due to inflation, contributions paid by the employee (including the value of any benefits transferred from another pension scheme or arrangement) and uses common market valuation factors for the start and end of the period.

Compensation for loss of office

The Agency did not make any payments for loss of office during 2014/15.



T.N. CAVEN (Dr)

Accounting Officer, Registrar General and Chief Executive

26 June 2015

PROGRESS IN KEY BUSINESS AREAS

Official Statistics Work Programme 2014/15

The Northern Ireland Statistics and Research Agency is responsible for collecting, compiling, processing, analysing, interpreting and disseminating a wide range of Official Statistics. Some of NISRA's Official Statistics are designated as 'National Statistics' which means that they must be produced in accordance with the arrangements set out in the Code of Practice for Official Statistics produced by the UK Statistics Authority. For other Official Statistics the Code is adhered to as a matter of good practice but breaches of the Code must still be reported.

This section reports on the progress (by theme) against the Official Statistics Work Programme, which was set out in the 2014/15 NISRA Business theme.

Agriculture and Environment

National Statistics

DARD staff:

- collected, collated, analysed and published statistical data on agriculture and related industries in Northern Ireland as required to meet the needs of DARD, other Northern Ireland departments, DEFRA and the EU; and
- enhanced provision of non-agricultural rural statistics.

Other Official Statistics

DOE staff:

- published the annual NI Greenhouse Gas Inventory Bulletin; and

- developed separate suites of (i) carbon emissions intensity indicators and (ii) climate change adaptation indicators. The publication of the annual DOE Compliance and Enforcement Activity Report did not proceed due to cessation of funding.

Business and Energy

National Statistics

ELMS staff:

- published, in line with the pre-announced timetable, the key annual business surveys including the Northern Ireland Annual Business Survey (NIABS) and Exports Survey and Research and Development; and
- held two Business Survey User Group meetings by March 2015.

CSU staff:

- carried out the NI Quarterly Construction Enquiry and published the Quarterly Index of Construction.

Other Official Statistics

ELMS staff:

- produced a methodology paper on A Broad Economy Exports Measure including headline results (published in early March 2015).

DETI staff:

- continued to provide a professional statistical and research analytical service in line with commitments in the department's Analytical Services Unit Research Agenda and in support of existing and emerging departmental priorities;

- published an export-focused research report in support of the goals of the Northern Ireland Economic Strategy in early 2014/15 (report published in April 2014);
- published a research report focused on The Incidence and Type of High Growth Firms in Northern Ireland over the period 1998 to 2013 in early 2014/15;
- through the commissioning of a household survey, analysed and reported on the Financial Capability of the Northern Ireland Population in March 2015; and
- developed and implemented a new biannual statistical report on Renewable Energy Generation and Consumption in Northern Ireland (report published in March 2015).

Limited progress was made on the development of a compendia-style Northern Ireland energy publication due to a change in departmental policy priorities.

DOE staff:

- published monthly Renewable Energy Planning Statistics on their website.

Children, Education and Skills

National Statistics

DE staff:

- undertook the 2014/15 School Census, the 2013/14 School Leavers Survey and compiled the 2014/15 Teachers database; and
- published statistical press releases on School Enrolment, School Leavers Survey, Pupil Attendance, School Workforce and the Year 12 and Year 14 Examination Performance 2013/14.

DEL staff:

- published details of qualifications gained by NI Domiciled Students on Higher Education (HE) courses in the UK and details of all students gaining qualifications at higher education institutions in NI for the academic year 2013/14;
- published details of NI domiciled students enrolled on higher education courses in the UK and details of students on higher education courses in NI institutions for the academic year 2013/14; and
- published details of the destinations of leavers from higher education who obtained qualifications in NI higher education institutions and NI domiciled leavers obtaining qualifications in UK higher education institutions in the academic year 2012/13.

Other Official Statistics

DE staff:

- undertook the 2014/15 Schools Meals Census and published a statistical press release on the 2013/14 School Meals Census;
- prepared statistics on Key Stage assessments;
- published a research briefing relating to the Programme for International Student Assessment (PISA); and
- conducted the 2014/15 School Omnibus Survey which provides information on a variety of research topics not covered in other data collections and published outputs from the 2013/14 survey.

DEL staff:

- undertook a review of all higher education official statistics publications and produced outputs as appropriate; and
- undertook a review of all further education official statistics publications and produced outputs as appropriate.

Crime and Justice**National Statistics****DOJ staff:**

- published Northern Ireland Prison Receptions 2009-12 and Northern Ireland Prison Population 2013; and
- published Perceptions of Crime: Findings from the 2013/14 Northern Ireland Crime Survey and Experience of Crime: Findings from the 2013/14 Northern Ireland Crime Survey.

Northern Ireland Courts and Tribunals Service (NICTS) staff:

- published Judicial Statistics 2013; and
- published the Quarterly Mortgage Press Release.

PSNI staff:

- published 2013/14 Recorded Crime Statistics for Northern Ireland;
- published 2013/14 Security Situation Statistics for Northern Ireland;
- published monthly updates of recorded crime statistics throughout 2014/15;
- published monthly updates of statistics on the security situation throughout 2014/15; and
- published an updated trend report on crime & detections to include 2013/14.

Other Official Statistics**DOJ staff:**

- in conjunction with academic and other NISRA colleagues, continued to foster co-operation between statisticians and researchers on an all-island basis;
- measured, monitored and reported data relating to Programme for Government and other departmental indicators;
- continued to work with colleagues across the criminal justice system to harmonise statistical categories relating to the Causeway data sharing mechanism;
- published findings from the Northern Ireland Crime Survey covering a range of topics such as confidence in policing and the wider criminal justice system and experiences of domestic violence;
- published Experience of the Night-Time Economy Bulletin based on Northern Ireland Crime Survey findings;
- published 2010/11 Reoffending Baseline Bulletin and 2011/12 Reoffending report;
- published a 2010-2012 Prosecutions Bulletin and the 2013 Convictions Bulletin; and
- published the Key Findings Report for the 2013 sweep of the Northern Ireland Victim and Witness Survey.

Youth Justice Agency (YJA) staff:

- published YJA Annual Statistics 2013/14;
- published quarterly bulletins on YJA caseload activity;
- collected and analysed statistical information to monitor performance indicators and targets outlined in the YJA Business Plan;
- published the 2013/14 Youth Justice Agency Stakeholder survey; and

- implemented the Young Person, Parent/Carer and Victim Survey and published results.

Northern Ireland Courts and Tribunals Service Staff:

- published quarterly bulletins: High Court Bulletin, County Court Bulletin, Crown Court Bulletin, Magistrates' Court Bulletin, Children Order Bulletin;
- undertook quarterly reports for the Lord Chief Justice;
- provided quarterly business volume reports to NICTS Business Managers;
- calculated quarterly figures in relation to published corporate targets; and
- carried out a customer exit survey for the NICTS.

PSNI staff:

- published updated trend reports on Crimes & Incidents with a Domestic Abuse Motivation and Crimes & Incidents with a Hate Motivation;
- published 2013/14 Drug Seizure Statistics for Northern Ireland;
- published quarterly reports on Police use of Stop & Search Powers for Northern Ireland throughout 2014/15;
- published 2013/14 PACE Detention Statistics for Northern Ireland;
- published two six monthly reports on the Use of Force by the Police;
- published quarterly updates of Domestic and Hate Motivation Statistics throughout 2014/15; and
- published monthly updates on Anti-Social Behaviour (ASB) Incidents reported to the police throughout 2014/15.

Northern Ireland Policing Board (NIPB) staff:

- undertook internal and external survey work as detailed in the Policing Board's Statistical and Research Strategy;
- commissioned external research and survey work on public perceptions of the Policing Board, the Police Service of Northern Ireland (PSNI), Policing and Community Safety Partnerships (PCSPs) and other policing-related issues;
- collected and interpreted statistical information to monitor performance indicators and targets contained in the Annual Policing Plan;
- monitored and reported complaints against the PSNI (collected by the Office of the Police Ombudsman for Northern Ireland – OPONI), statistics on the Use of Force and PACE/JSA Stops and Searches (collected by the PSNI) and statistics on the Independent Custody Visiting Scheme (operated by the Policing Board);
- provided statistical and research support to PCSPs to enable them to monitor local policing performance and to carry out their public consultation exercises;
- conducted survey work and collected statistical information to assist the Policing Board to monitor the effectiveness of PCSPs;
- published quarterly reports on the Independent Custody Visiting Scheme; and
- published Custody Visiting Annual Statistics.

Probation Board for NI (PBNI) staff:

- published PBNI Annual Caseload Statistics 2013/14;
- published quarterly bulletins on PBNI Caseload Statistics;
- published an annual bulletin on the Breach Rates of PBNI Supervised Community Sentences;
- provided statistical information to monitor performance against objectives set out in the PBNI Business Plan; and
- conducted and published PBNI stakeholder surveys as required.

PPS staff:

- published quarterly statistical bulletins with key statistics on the activity of the PPS, including caseloads and prosecutorial decisions; and
- published an annual report on the findings of the PPS module of the NI Omnibus Survey.

OPONI staff:

- reported on levels of complainant satisfaction with the service provided by the Office, report published in October 2014;
- reported on public awareness and confidence in the police complaints system across Northern Ireland, report published in April 2014;
- reported on satisfaction levels of police officers subject of investigation, report published in October 2014;
- published an Annual Statistical Bulletin in June 2014;
- published key statistical information on OPONI website;

- produced statistics and research sections of Police Ombudsman Annual Report; and
- published statistics at policing Area level on Northern Ireland Neighbourhood Information Service (NINIS).

With the agreement of the key user, a Complainant Equality Monitoring Report was not published in 2014/15.

A bi-annual Statistical Bulletin was replaced with four quarterly updates focusing on top-level information due to feedback from some of the key users.

CSU staff :

- carried out the Northern Ireland Crime Survey.

Economy**National Statistics****ELMS staff:**

- published, in line with the improved pre-announced timetable, the Quarterly Index of Production (IOP) and the Quarterly Index of Services (IOS);
- published, in line with the pre-announced timetable, the Facts and Figures from the Inter Departmental Business Register publication and early release;
- improved the timeliness of the Inter Departmental Business Register (IDBR) publication by producing an early release by July 2014; and
- held two Economy User Group consultations by March 2015.

The target to improve the timeliness of the Quarterly Index of Production (IOP) and Index of Services (IOS) by a further two weeks by December 2014 and publish results based on sample

refreshes by December 2014 was not achieved due to prioritising additional QA checks.

The target to move IOS and IOP to SAS and GES processing by March 2015 and quantify impact was not achieved due to prioritising additional QA checks.

Other Official Statistics

ELMS staff:

- produced a set of Supply Use Tables in-house and published user update by end March 2015.

The development of the Composite Economic Index, taking account of user feedback including the potential to use Public Sector Output data, was not achieved due to resource pressures.

The introduction of a Quarterly Export Series for the Production sector and publication of results by March 2015 was not achieved due to prioritisation of additional QA checks.

CSU staff:

- carried out the Family Resources Survey in NI; and
- carried out the Expenditure and Food Survey in NI.

Government

Other Official Statistics

HRCS staff:

- undertook paybill modelling for the NICS;
- undertook equal pay reviews for the NICS and other public sector bodies;
- monitored sickness absence in the NICS;
- produced personnel statistics for the NICS;

undertook workforce planning for the NICS; and

- published 'Personnel Statistics for the Northern Ireland Civil Service 2014', 'Analysis of Sickness Absence in the Northern Ireland Civil Service 2013/14', 'Pay Statistics for the Northern Ireland Civil Service 2014', and 'Employment in the Northern Ireland Civil Service' (April 2014, July 2014, October 2014 and January 2015).

Corporate Services:

- published headline results from the NISRA Annual Customer Satisfaction survey 2014 in March 2015;
- published the Statistical Surveys of Businesses carried out by NI Departments during 2013/14 in March 2015; and
- published the NISRA Annual Report and Accounts for 2013/14 in September 2015.

RREP staff:

- produced the ex-ante evaluations of the new EU-funded Investment for Jobs and Growth programmes in Northern Ireland (2014-2020);
- provided monitoring and evaluation advice and analysis to the Special EU Programmes Body for the Peace III and Interreg IVA Programmes;
- input to the development of the Peace IV and Interreg VA Programmes;
- provided monitoring and evaluation advice and analysis to DARD for the Rural Development Programme 2007-2013; and
- provided input to the development of the Rural Development Programme 2014-2020.

Health and Social Care

National Statistics

DHSSPS staff:

- published the 2013/14 Northern Ireland Hospital Statistics: Outpatient Activity publication;
- published the 2013/14 Northern Ireland Hospital Statistics: Inpatient & Day Case Activity publication;
- published the 2013/14 Northern Ireland Hospital Statistics: Emergency Care publication;
- published the 2013/14 Northern Ireland Hospital Statistics: Mental Health and Learning Disability publication;
- published the 2013/14 Northern Ireland Firework Injuries Statistics;
- published the quarterly Northern Ireland Waiting Time Statistics: Emergency Care Waiting Time Bulletin;
- published the quarterly Northern Ireland Waiting Time Statistics: Inpatient Waiting Time Bulletin;
- published the quarterly Northern Ireland Waiting Time Statistics: Outpatient Waiting Time Bulletin;
- published the quarterly Northern Ireland Waiting Time Statistics: Cancer Waiting Times Bulletin;
- published the Dental Earnings & Expenses 2012/13 Report and the Dental Working Hours NI 2012/13 and 2013/14 Report;
- followed up on requirements arising from the UK Statistics Authority's reassessment of national statistics on Looked After Children's publications in Northern Ireland;
- published Statistics on Community Care for Adults in Northern Ireland 2013/14;
- combined and published Northern Ireland Care Leavers Aged 16-18 and Ireland Care Leavers Aged 19 2013/14;
- published Children Adopted from Care in Northern Ireland Statistical Bulletin 2013/14;
- published Children in Care in Northern Ireland Statistical Bulletin 2012/13;
- published Children's Social Care Statistics for Northern Ireland 2013/14; and
- published quarterly information on Children on the Child Protection Register and Child Protection Referrals for Northern Ireland.

Demographic Statistics staff:

- published provisional headline mortality statistics for Northern Ireland 2014 and finalised mortality statistics for Northern Ireland 2013;
- published provisional headline birth statistics for Northern Ireland 2014 and finalised birth statistics for Northern Ireland 2013;
- published provisional statistics on the number of deaths registered with MRSA or Clostridium Difficile mentioned on the death certificate, 2013; and
- published detailed statistics and research on the number of drug and alcohol related deaths in Northern Ireland 2013.

DSD staff:

- produced the Benefit Statistics Summary publication on a quarterly basis.

Other Official Statistics

DHSSPS staff:

- published the Quarterly Northern Ireland Waiting Time Statistics: Diagnostics Waiting Time Bulletin;
- published annual information on Complaints Received by Health and Social Care (HSC) Trusts in Northern Ireland in 2013/14;
- published annual information on Clinical / Social Care Negligence Cases in Northern Ireland in 2013/14;
- assisted with the review of radiology by contributing to the review working group;
- disseminated Northern Ireland Reference Cost data for 2013/14;
- published 2013/14 episode based activity statistics on DHSSPS website;
- produced and analysed the 2012/13 Activity Based Funding Model;
- published statistics on the NI Terminations of Pregnancy 2013/14;
- published Statistics for Smoking Cessation Services in NI: 2013/14;
- published Statistics from the NI Drug Misuse Database: 2013/14;
- published headline statistics from the Health Survey Northern Ireland: 2013/14;
- published results from the Adult Drinking Patterns Survey 2013;
- published results from the Child Dental Health Survey 2013;
- published results from the Young Persons' Behaviour and Attitudes Survey: 2013;
- prepared a set of standard and non-standard tables for submission to the European Monitoring Centre for Drugs and Drug Addiction;
- commissioned and managed a range of Public Health related surveys e.g. Health Survey Northern Ireland;
- commissioned and managed the NI input to the 2014 All-Ireland Drug Prevalence Survey;
- commissioned and managed patient experience survey programme;
- carried out and published an annual update of both regional and sub-regional indicators from the NI Health and Social Care Monitoring system;
- published the first monitoring bulletin of wider social determinants of health and wellbeing for Making Life Better strategy;
- continued to develop a dental patient charging system to be used in pilot evaluation sites for the new General Dental Services Contract;
- calculated 2015/16 Hospital, Community Health and Personal Social Services allocations for Local Commissioning Groups and progressed the 6th Review of the Regional Capitation Formula;
- continued to publish Health and Social Care workforce data including Quarterly Key Facts Bulletin, Biannual Vacancy Report and Annual Workforce Census;
- extracted and reported on latest GP quality and disease prevalence indicators, publishing data in line with UK publication timetable;
- calculated 2015-16 general practice community prescribing allocations for Local Commissioning Groups, GP Practices and Primary/Integrated Care Partnerships;
- continued to address the recommendations of the GP Prescribing Formula Review;

- published Domiciliary Care Services for Adults in Northern Ireland 2014;
- published quarterly statistics on carers' assessments;
- published information on direct payments quarterly; and
- provided information on DHSSPS Programme for Government and Commissioning Plan Direction (CPD) targets and indicators.

BSO:

- have established an Honest Broker Service and have an associated safe haven up and running;
- provided professional input to the development and implementation of replacement payment systems for Family Practitioner Services for Pharmaceutical, Dental and GP Payments;
- provided professional input into the procurement of a replacement medical card for Northern Ireland; and
- published detailed prescribing data at GP practice level on a routine basis.

The publication of a report of Ophthalmic activity for 2013 was not taken forward due to competing priorities.

BSO and Demographic Statistics staff together:

- worked to enable ethically approved health research using enhanced prescribing data through distinct linkage projects with the Northern Ireland Longitudinal Study.

DSD staff:

- disseminated geographic information on benefit claimants through NINIS;
- provided statistical consultancy and volumetric forecasts for use in Integrated

Complementing System for Social Security Agency workload forecasts;

- provided statistical consultancy and volumetric forecasts for the migration strategy of Universal Credit;
- provided statistical/research support to assist the completion of the Universal Credit research programme;
- modelled policy impacts by using the Policy Simulation Model;
- constructed an administrative data model to inform policy development;
- facilitated the Incapacity Benefit (IB) Reassessment project team by producing a series of volumetrics for migrating severe disablement allowance (SDA) customers to Employment and Support Allowance (ESA);
- provided statistical, research and consultancy support to the Agency's Benefit Entitlement Unit, helping them identify and target vulnerable people in NI that may not be receiving Social Security Benefits they are entitled to;
- provided statistical information and analysis to support the implementation of Personal Independence Payment (PIP) and the reassessment of existing Disability Living Allowance working age customers for PIP;
- provided statistical consultancy and volumetric forecasts to investigate the impact of introducing the time-limiting element to contribution based Employment and Support Allowance;
- provided statistical consultancy, support and research to the introduction of the Jobs and Benefits process in Strabane to include customer and staff satisfaction surveys;

- provided statistical consultancy, support and research to baseline customer satisfaction levels with the Social Security Agency's dispute process;
- provided statistical consultancy and volumetric forecasts to support Pension reform; and
- produced annual estimates of fraud and error within the benefit system.

CSU staff:

- carried out the National Diet and Nutrition survey in NI;
- carried out the NI Health Survey; and
- carried out a Drugs Prevalence Survey.

Labour Market

National Statistics

ELMS staff:

- published, in line with the pre-announced timetable, the key monthly Labour Force Survey results, Claimant Count and Redundancy Statistics, the Quarterly Employee Jobs Survey, quarterly and special topic Labour Force Survey results, the Annual Survey of Hours and Earnings results and the Business Register and Employment Survey;
- improved the timeliness of the Business Register and Employment Survey (BRES) publication by 8 weeks by publishing in July 2014; and
- held two Labour Market user group meetings by March 2015.
Planned work on providing confidence intervals for the headline Quarterly Employment Survey estimates was not progressed in 2014/15 but will be taken forward in 2015/16.

Other Official Statistics

DEL staff:

- published annually detailed statistics on job vacancies notified to the DEL's Employment Service;
- published biannual Steps to Work statistical bulletins and fuller biannual Steps to Work statistical factsheets;
- published annual Workforce Development Forum Labour Market Profiles;
- published a quarterly statistical bulletin on Training for Success/Programme-Led Apprenticeships; and
- published a quarterly statistical bulletin on Apprenticeships NI.

CSU staff:

- carried out the Labour Force survey in NI.

People and Places

National Statistics

Demographic Statistics staff:

- produced two releases of the Northern Ireland Central Postcode Directory; and
- developed the POINTER database for internal census office purposes.

DSD staff:

- published the Pensioners' Income Series Bulletin 2011-12;
- published the Urban Rural Report for Northern Ireland 2011-12;
- published the Northern Ireland Poverty Bulletin 2012-13;
- published the Family Resources Survey, Northern Ireland 2012-13;
- published the Households Below Average Income, Northern Ireland 2012-13;

- published the Pensioners' Income Series Bulletin 2012-13;
- published the Urban Rural Report for Northern Ireland 2012-13;
- published the Annual Housing Statistics 2013/14 report; and
- published the quarterly Housing Bulletins.

Other Official Statistics

LPS staff:

- published the Northern Ireland Residential Property Price Index on a quarterly basis in May, August, November and February;
- participated in the UK-wide project group investigating the production of a UK House Price Index;
- analysed the NI Valuation List to assist with the 2015 revaluation of non-domestic properties – focusing on changes in the Valuation List size and value and production of a suite of confidence indicators; and
- undertook further developments in executive management information systems to produce statistics on the key performance indicators for LPS Revenues and Benefits Directorate – focusing on customer analyses.

DCAL staff:

- published statistical bulletins in respect of the Continuous Household Survey and Young Persons Behaviour and Attitudes Survey findings on the Arts, Museums, Libraries, Sport, Irish, Ulster-Scots, Angling and Inland Waterways as well as a series of statistical digests on the key business areas in DCAL; and
- planned and managed the DCAL research programme.

Libraries NI staff:

- published the annual statistical bulletin on participation in Core and Regular Library Activities;
- produced monthly management information reports on participation in Core and Regular Library Activities for Libraries NI managers; and
- produced quarterly statistical information to monitor progress against Key Performance Indicators for Libraries NI Board.

CSU staff:

- carried out the Survey of Living conditions in NI;
- carried out the Continuous Household Survey; and
- carried out 4 Omnibus Surveys.

DSD staff:

- carried out ad hoc analysis of the Family Resources Survey in Northern Ireland; and
- provided statistical and research support to the Urban Regeneration and Community Development Group to monitor and evaluate their policies and strategies.

Tourism Statistics Unit staff:

- introduced revised Monthly/ Quarterly/ Annual Tourism Statistics publications in line with user consultation on proposed changes;
- published Statistical Occupancy Bulletins (monthly and annual) on Hotel, Guesthouse and Bed & Breakfast establishments;
- published Quarterly Tourism Statistics Bulletins bringing together overseas, domestic, RoI visitor, occupancy statistics to provide an overview of tourism activity;

- published a comprehensive Annual Tourism Statistics Report bringing together overseas, domestic, RoI visitor, occupancy statistics and visitor attraction data to provide an overview of tourism activity;
- produced required EU statistics on Serviced Accommodation Occupancy and Trips (day and overnight) taken by NI residents; and
- held one tourism user group consultation by March 2015.

Ilex Urban Regeneration Company (Ilex-urc) staff with Derry City Council and other partners:

- provided accurate and timely data to produce statistical information (reports, research, information request responses) to meet the monitoring and evaluation requirements of the ‘One Plan’, the regeneration plan for Derry~Londonderry;
- commenced work on a baseline study of the new Derry – Strabane council area to help inform the new Derry and Strabane District Council in their duty around community planning; and
- provided a final report detailing the economic and social impacts of the City of Culture 2013 Programme.

DOE staff:

- published the Quarterly and Annual NI Development Management Bulletins; and
- implemented the new planning application classification hierarchy within reporting systems and reports.

DRD staff:

- produced Housing Growth Indicators for NI based on the 11 new District Councils.

Population

National Statistics

Census Office staff:

- maintained and updated the published schedule for outputs from the 2011 Census;
- published a summary report containing the Key Statistics and Population Estimates from the 2011 Census;
- progressed work to consider the Statistical Classification and Delineation of Settlements (last published in 2005). Key Statistics for Settlements will be published in early 2015/16;
- produced and disseminated a range of specialised census outputs as detailed in the 2011 Census Outputs Prospectus;
- consulted with users on, and made users aware of, Census outputs;
- produced initial proposals for a 2021 Census; and
- published The General Report in March 2015, which incorporated evaluations and lessons learned. A Benefits Realisation report will be published in early 2015/16, following the publication of the equivalent ONS report.

Demographic Statistics staff:

- published the 2013 Annual Report of the Registrar General for Northern Ireland;
- published four Quarterly Reports of the Registrar General, Q1-Q4 2014;
- published monthly births and deaths statistics for Northern Ireland;
- published 2013 population estimates for Northern Ireland and administrative areas;

- published 2013 small area population estimates for areas within Northern Ireland;
- published detailed population estimates of those aged 85 and over, 2001-2013;
- published 2012-13 migration statistics for Northern Ireland and areas within Northern Ireland;
- published 2012 based population projections for areas within Northern Ireland;
- published 2012 based household projections for Northern Ireland and areas within Northern Ireland;
- published an Annual Statistical Bulletin for Marriage, Civil Partnerships and Divorces registered in 2013;
- published an annual bulletin for Names of Babies Born in 2013; and
- published an annual press release for Most Popular Baby Names in 2014.

Other Official Statistics

Demographic Statistics staff:

- finalised the Northern Ireland Longitudinal Study-1991 Census link and released in September 2014;
- further developed the Northern Ireland Longitudinal Study – specifically the 1981 Census link and historical vital events; and
- supported Northern Ireland Longitudinal Study projects and worked to enhance the awareness of the Study across the research community.

Travel and Transport

National Statistics

DRD staff:

- published a headline and an in-depth report on the Travel Survey for Northern Ireland;
- published the Annual Transport Statistics and Quarterly Road and Rail Transport Statistics bulletins;
- consulted key stakeholders on transport statistics issues; and
- developed the Travel Survey for Northern Ireland database to allow more complex analysis to meet users' needs.

PSNI staff:

- published the 2013/14 Injury Road Traffic Collision Statistics for Northern Ireland;
- published the 2013 Detailed Injury Road Traffic Collision Statistics for Northern Ireland; and
- published in-year Provisional Injury Road Traffic Statistics for 2014/15 at regular intervals throughout the year.

DOE staff:

- gained National Statistics accreditation for their Quarterly and Annual DOE Driver, Vehicle, Licensing and Enforcement Reports.

Other Official Statistics

DOE staff:

- published the Northern Ireland Seat Belt Survey 2014;
- published the Northern Ireland Road Safety Monitor 2014;
- published the third update to the Northern Ireland Road Safety Strategy 2010-2020 Monitoring Report;

- published the Quarterly and Annual DOE Driver, Vehicle, Licensing and Enforcement Reports;
- published the Annual Taxi/Bus/HGV Roadworthiness Compliance Report;
- published the Biennial Driver and Vehicle Agency Customer Satisfaction Survey;
- conducted secondary analysis on available NI telematics research data to evaluate its potential to improve driver performance; and
- developed a forecasting model for driver testing and produced a set of test centre specific forecasts for each test category.

DRD staff:

- provided statistical and research support, including target monitoring, for the Active Travel Strategy;
- progressed the publication of a report on the Public Awareness of Travelwise NI Initiatives (publication date – 30th April 2015);
- updated NI Sustainable Transport Indicators;
- provided data to inform the new NI Transport Model; and
- provided quality assurance function, professional advice and assistance to Transport NI (Roads) to ensure the NI Vehicle Kilometres Travelled Survey is published as Official Statistics for the first time.

The publication of updated freight information for NI and ROI was not completed due to a delay by DfT in provision of Road Freight Data for Northern Ireland. Updated freight data will be published early in 2015/16.

CSU staff:

- carried out the NI Travel Survey;
- carried out the NI Seatbelt Survey;
- carried out the International Passenger Survey in Northern Ireland; and
- carried out the Northern Ireland Passenger Survey.

Cross cutting topics

Demographic Statistics staff working in partnership with Queens University Belfast and the Ulster University:

- took forward the development of the Administrative Data Research Centre in Northern Ireland.

Demographic Statistics staff:

- continued to update the Northern Ireland Neighbourhood Information Service website with detailed small area information from all data suppliers across all statistics themes.

RREP staff:

- progressed work with academics in ARK on the production of a second edition of the analytical publication Figuring it Out; produced an updated and extended Northern Ireland version of the ONS Wellbeing wheel of measures, published in March 2015; and
- input to the development of cross-UK publications produced by ONS, including compendia for the Scottish Referendum and the UK General Election.

Equality and Diversity

National Statistics

OFMDFM staff:

- produced and published the Labour Force Survey Religion Report 2013.

Other Official Statistics

OFMDFM staff:

- developed revised Good Relations Indicators. The baseline report will be published in Summer 2015;
- supported the targeting of resources, monitoring and evaluation of the Social Investment Fund;
- supported the development and evaluation of a number of programmes and strategies in OFMDFM;
- worked with other departments to incorporate common metrics in their evaluation plans for the Delivering Social Change Signature Programmes;
- published an update to the Gender Equality Strategy Statistics Report;
- published an update to the Lifetime Opportunities Monitoring Report;
- published an update to the Profile of Older People in Northern Ireland Report;
- published an update to the Children and Young People's indicators;
- developed a Child Rights Indicators Framework; The 'Developing Child Rights Outcome Indicators Report' will be published in 2015/16.
- published the 'Childcare – Supply and Demand' research report;
- published in July 2014 the Social Narrative – NI in Transition – the next 10 Report;

- published the Forecasting Poverty update;
- published research on childminding in NI: an exploration of practice and quality issues and of the impacts of vertical placements on children;
- published research on the Dynamics of Police Legitimacy among Young People;
- published an evaluation of the effectiveness of the prison to peace learning from the experience of political ex prisoners;
- published in October 2014 stage 1 of research on Gender Equality at Executive level in NI public sector organisations; and
- published research on the Physical and Mental Health Needs of Looked After Children and Young People in NI.

The results of the Young Life and Times 2013 Survey will be published in May 2015.

The final report on Offending Behaviour among Young People in NI: A Study of Neighbourhood Family and School Peer Processes is due to be published in September 2015.

The results and research updates for the Life and Times Survey 2013 are due to be published in June 2015.

Research on long term illness and mobility wasn't published due to circumstances outside the control of the branch.

Research on tackling poverty and inequality at its root and developing evidence based policy to address labour market dynamics wasn't published but a final report has been submitted by researchers.

Research on social exclusion and sport in NI will be published in June 2015.

The final report on Addressing the Over-Representation of Disabled Children and Young People in Public Care in NI is due to be published in August.

Research on helping the most vulnerable out of the poverty trap – Policies, Strategies and Services for Individuals with Autism Spectrum Disorder is awaiting Steering Group acceptance.

The deadline for the publication of research on Recession, Resilience and Rebalancing Social Economies in NI's neighbourhoods was extended due to the complexities of data linkage.

Publication of research on Understanding Differential Educational Achievement within and between areas of multiple deprivation in NI (iLiAd) has been delayed.

Research on Young People's Home Computer and Internet Access is due to be published in September.

The final report on research on the Barriers Facing Young People at Risk of becoming NEET in NI is due in June 2015.

The final report on research on Growing up on an Interface: Findings and Implications for Social Needs, Mental Health and Lifetime Opportunities for Belfast Youth is due September 2015.

HRCS staff:

- undertook equality monitoring for the NICS; and
- published 'Equality Statistics for the Northern Ireland Civil Service – 2013'.

RREPB staff:

- were unable to take forward the development of the Equality part of the new NISRA website as the project has been delayed subject to resource availability.

Civil Registration

GRO staff:

- progressed the work to ensure the continuation of the registration service post implementation of the Review of Public Administration (RPA); and
- obtained Northern Ireland Registration Office System (NIROS) outline business case approval, agreed contract and commenced NIROS development.

Demographic Statistics and GRO staff in partnership:

- provided routine management information on the work of Registrars to the Registrar General and local councils.

CUSTOMERS

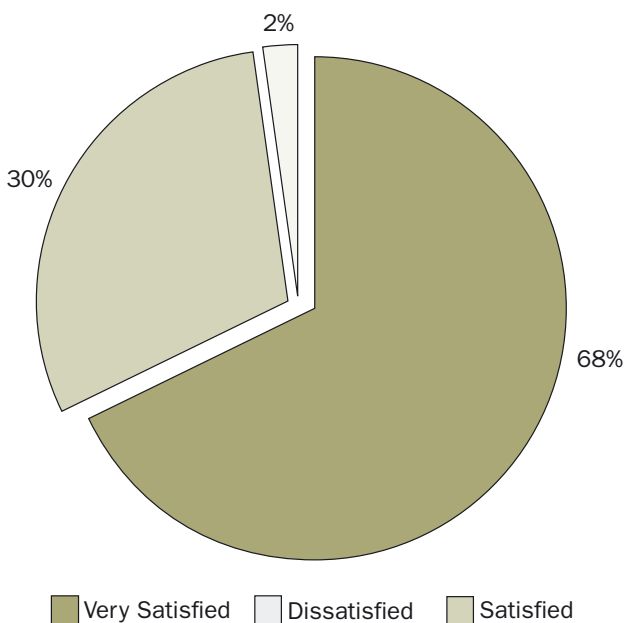
NISRA is committed to improving its service to customers, including other Northern Ireland departments. This is managed and monitored through a series of Service Level Agreements and Concordats.

Customer Satisfaction

NISRA Customer Satisfaction Survey questionnaires were administered to customers to ascertain whether Agency staff had delivered the service required to a satisfactory standard. The results of the survey showed that 98% of customers were either satisfied or very satisfied with the service provided. (68% reported they were 'very satisfied').

NISRA 2014 Customer Satisfaction Survey Results

Satisfaction with the Service provided



MODERNISATION OF THE REGISTRATION SERVICE

The NI Registration Office System (NIROS) Project

Following approval of the Outline Business Case by DFP Supply in December 2014, a change control to the NI Direct Agreement with BT was signed for the development and implementation of the new NIROS system.

General Register Office Operations

The General Register Office processed close to 64,000 certificate applications of which over 99% were issued within the target of 5 working days set by the Registrar General. Further, GRO processed over 4,300 registration related cases, including re-registrations, adoptions and name changes. The target of 97% within 15 working days was exceeded.

The Family History website was launched in April 2014 and to date there are 17,500 registered users. Almost 2 million searches have been carried out – the most popular being the free index search which accounts for over 1.6 million searches.

OFFICIAL STATISTICS ISSUES

The UK Statistics Authority, which was established on 1 April 2008, is an independent body operating at arm's length from government, with a statutory objective to promote and safeguard the production and publication of official statistics that serve the public good. In order to preserve and enhance the integrity and levels of public confidence in official statistics, arrangements were made for the provisions of the Statistics and Registration Service Act to extend to Northern Ireland to allow the UK Statistics Authority to operate here.

NISRA is committed to complying with the principles of the UK Statistics Authority's Code of Practice, published in 2009. Compliance with the Code is a statutory requirement on bodies that produce statistics that have been designated as National Statistics. For other Official Statistics the Code is adhered to as a matter of good practice. During 2014/15 the Agency continued to roll out guidance and advice to help support the implementation of the Code of Practice in Northern Ireland and reduce the likelihood of breaches occurring.

Throughout 2014/15 the UK Statistics Authority continued to monitor compliance with the Code of Practice as part of its Assessment Programme. A number of NISRA's National Statistics and some of its Official Statistics products were assessed for compliance with the Code of Practice, and all of those where an outcome was declared within the year were successfully accredited/reaccredited as National Statistics. These included the following outputs: Statistics on Pesticide Usage in Northern Ireland; Digest of Information on the Northern Ireland Criminal Justice System; Prison Statistics; Statistics on

Children in Care in Northern Ireland; Children Adopted from Care in Northern Ireland; Children's Social Care Statistics for Northern Ireland; Northern Ireland Care Leavers Aged 16-18; Northern Ireland Care Leavers Aged 19 and Annual and Quarterly Compendia of Key Statistics for the Driver and Vehicle Agency. No outputs have failed to achieve NS designation.

During 2014/15 the Statistics Authority also undertook an assessment of Police Recorded Crime Statistics on which an outcome is awaited. A further assessment on Demographic Statistics was also progressed during 2014/15.

NISRA's 2014/15 Business Plan included a target aimed at refocusing the balance of statistical activity to provide greater emphasis on explanation and dissemination of the information contained in statistics compared with the collection and management of official data. (Per priority 2 UK Statistics Authority Statement of Strategy⁵). A number of activities were undertaken in 2014/15 to further improve statistical commentary in NISRA's publications. The Peer Review College which was first established in 2013/14 continued and expanded its activities throughout the year. Training courses on user engagement, commentary, social media and data visualisation were also delivered.

Breaches of the Official Statistics Code of Practice

During 2014/15 there were five reported breaches of the Code of Practice as outlined below:

1. [DCAL - June 2014](#)

A limited number of senior officials and press office staff in DCAL were copied

* <http://www.statisticsauthority.gov.uk/>

into a Ministerial submission relating to Creative Industries Economic Estimates publication under 24 hr pre-release access conditions. In total, five people who did not have pre-release access received the publication.

2. DEL - June 2014

A Student Loan Company (SLC) publication was passed to the statistician within the Department for Employment & Learning in Northern Ireland (DEL) as specified on the SLC pre-release list. When the onward pre-release email was circulated by the DEL statistical team to the pre-release access list within DEL it was inadvertently sent to an individual not on the list.

3. OFMDFM – December 2014

The “2013 Labour Force Survey Northern Ireland Religion Report” was inadvertently shared with a number of people not on the pre-release access list prior to publication of the Report.

4. DE – January 2015

The DE publication “Attendance at grant-aided primary, post primary and special schools 2013/14: Summary statistics” was published 32 minutes late, at 10:02 on 29th January, rather than at 9:30. The delay was due to a technical issue.

5. DOJ – January 2015

Contrary to Protocol 2, Practice 7 of the Code, a party not on the pre-release access list for the ‘Youth Reoffending in Northern Ireland (2011/12 Cohort)’ publication was given access to it by a recipient in the same business area properly in receipt of pre-release access. There was no evidence of onward transmission outside the immediate confines of the business area involved, nor of further impact.

Full details of the breaches will be published on the Authority’s website at the link below.

<http://www.statisticsauthority.gov.uk/assessment/code-of-practice/breach-reports/index.html>

All 5 breaches were investigated and actions taken to, as far as possible, minimise the possibility of a re-occurrence. There is no evidence that any of the breaches had a significant impact. NISRA Corporate Services continues to roll out advice and guidance on the Code and its implementation.

Quality Assurance of Administrative Data

In January 2015 the UK Statistics Authority published a regulatory standard for the Quality Assurance of Administrative Data. The Authority produced the standard in response to concerns about the quality of administrative data that emerged during its assessments of statistics on police recorded crime. The standard recognises the increasing role that administrative data are playing in the production of official statistics and clarifies the Authority’s expectations for what producers of official statistics should do to assure themselves of the quality of these data. This regulatory standard confirms the quality assurance arrangements that are required for statistics that are compiled using administrative data to comply with the Code of Practice for Official Statistics. The standard became applicable to all assessment work as of 29th January 2015.

COMMUNICATION

The Agency is in the process of developing a Communication Strategy and associated Action Plan for the 3-year period 2015-2018.

NISRA aspires to be an organisation that will deliver professionally presented, meaningful, easily understood statistics, delivered in ways users find easy to access, use, understand and re-use. The Communication Strategy will aim to improve public debate through full integration with social and multi-media with well written narrative promulgated through channels that maximize audience reach. The Agency will work towards improving its websites with meaningful and interactive content and progressing the Open Data agenda with the release of datasets that under-pin the statistics.

During 2014/15 the NISRA YouTube channel was established, with work progressing the development of videos/pod-casts to explain key trends. A NISRA twitter account was also set-up in 2014/15. NISRA twitter, which tweets statistical factual news including the announcement of statistical releases, has 105 followers as at 31 March 2015.

During 2014/15 the Agency has also been active in improving internal communications among all its staff including those outposted to departmental branches. An internal statistical communication has been developed with the aim of disseminating details of training courses, lunchtime seminars, statistical guidance and methodologies. This communication is called 'STARzine' and will issue to all NISRA staff on a quarterly basis. The Agency has also taken advantage of new technologies to establish an internal discussion forum using Sharepoint.

In order to support the development of a Communication Strategy, NISRA commissioned external experts Paul Nolan and Kathryn Torney to produce a report considering the current position in terms of both external and internal communication within NISRA. Part of this programme of work involved a number of staff interviews and focus groups to gauge staff views on current communication and thoughts on the way forward.

Agency Publications

The Agency has continued to disseminate official statistics and research findings through the publication of reports and press releases in both hard copy and electronic formats. Details of the Agency's research and statistical publications are set out in Annex 2.

INFORMATION MANAGEMENT

NISRA is an information-based business. The service it delivers to customers, whether internal or external, depends on how well it can create and use information to aid decision-making and analysis, and thereby meet its business objectives. This information needs to be recorded and stored in a shared area that allows easy access, and published in an appropriate manner.

NISRA continues to use TRIM to store its corporate electronic information. This electronic document records management system enables staff to apply access controls on individual documents and is being used by over 17,000 staff across the NICS. It makes up-to-date information instantly available and deals with the lifecycle of information, from the point of creation or receipt, through to its maintenance, use, final disposal or indefinite retention. NISRA is due to upgrade to TRIM 7.3.5 at the end of May 2015.

NISRA is committed to increasing the amount of data released in open and re-usable formats in the production of its statistical outputs. NISRA provided input to the Open Data Team, who has produced an NICS Open Data Strategy, which was agreed by the Executive. A centralised platform to deliver open data via NI Direct is currently being developed, with a launch date scheduled for September/October 2015. The next stage is for datasets due for publication to be identified and uploaded on to the platform.

NISRA's DFP branches have contributed to the core department attaining Level 3 compliance with the Information Assurance Maturity Model in 2014/15. NISRA's Information Asset Owners (IAOs) provide annual input to the Senior Information Risk Owner on the security and use of their information asset and

provide Information Assurance Stewardship Statements twice yearly, which are recorded in the NISRA Governance Statement. They have also assisted with the completion of a NISRA DFP Information Assurance Risk Schedule for 2014/15.

The Business Area Information Manager (BAIM) together with the IAO's provided advice & guidance on data and record management, in line with the Data Protection (DP) Act 1998 & Freedom of Information Act 2000 legislative requirement, which ensured Information Assurance compliance remained a priority across NISRA. To facilitate compliance, DFP NISRA produced Data Protection Action Plans / Work Programmes, completed DP checklists in September 2014 and March 2015, reviewed branch procedures for staff handling personal information, completed mandatory Data Protection on-line training, as well as attending presentations on Freedom of Information/ Data Protection. Data Sharing Agreements are in place with details held on a departmental register.

HUMAN RESOURCES

NISRA continues to meet its business needs through effective workforce planning and people selection and subsequent performance management. The Agency maintains a skilled and motivated workforce created through a culture of nurtured career development and well managed personal development plans. During 2014/15 NISRA Human Resources:

- carried out a Staff Survey and updated the Human Resources Action Plan;
- implemented the actions required to meet the targets listed in the Human Resource Action Plan;
- commissioned a Customer Survey;
- organised and delivered in-house statistics training courses;
- delivered 9 lunch-time seminars;
- maintained up-to-date HR information dissemination via NISRAnet;
- managed vacancies;
- managed staff transfers;
- managed staff performance issues;
- monitored performance reporting;
- attended Local Whitley Meetings;
- participated in DFP wide HR projects;
- contributed to DFP workforce monitoring and reporting;
- implemented a new system for recording complaints; and
- produced and disseminated the Agency Brief (monthly).

TRAINING AND DEVELOPMENT

NISRA continues to meet the development needs of its staff through the delivery of their training requirements recorded in Personal Development Plans (PDPs), incorporating both generic courses, as supplied by the Centre for Applied Learning, and specific NISRA corporate development courses.

NISRA Corporate training

During 2014/15 the NISRA Staff Development Group prioritised training according to the results of the NISRA staff Statistical Training Survey. A full list of the courses delivered is given below.

NISRA has been able to benefit from the delivery of training such as commentary, code of practice and user engagement, free of charge, by the Good Practice Team. The GPT was established by the National Statistician's Office to support the implementation of the CoP. NISRA has also increased the number of training courses provided in-house such as Statistical Disclosure Control and Sampling Methods.

NISRA Courses provided in 2014/15

Commentary

User Engagement

Data Visualisation

Code of Practice

Social Media Training

Leadership Skills

Describing Data

Statistical Inference

Regression

Anova

Quality Management

Sampling Methods

Questionnaire Design

Statistical Disclosure Control

Adobe Illustrator

Adobe Photoshop

Introduction to SPSS

Intermediate SPSS

Statistical Foundation Course

Official Statistics Awareness

Peer Review

Generic courses attended

NISRA staff attended a variety of departmental generic training courses during 2014/15 which included:

ILM Level 5

Diversity Now

TRIM End User

Managing Personal Stress

Practical Project Management

Performance Management

Management of Sickness Absence

Health and Safety Awareness

Tender Evaluation

Evaluating Policy

Practical Project Management

Lunch time Seminars

During 2014/15 the following lunchtime seminars were held:

Speaker	Business Area	Title
Kathryn Torney	The Detail	Data Journalism - a local perspective
Emma Fitzsimmons	Institute of Education - University of London	Millennium Cohort Study
Richard Ramsey	Ulster Bank	Joining the Economic Dots
Roger Halliday	Scottish Government	Understanding and improving performance in outcome based Government
Robert Grant	St Georges (Medical School) and Kingston University	Data Visualisation
Maire Brolly	DMB NISRA	Administrative Data
Ian Shuttleworth	Census	Internet Responses to the 2011 Census
Anthony Reuben	BBC	Good Practice and Bad Practice
Will Moy	Full Fact	Whatever you do take pride

EMPLOYER SUPPORTED VOLUNTEER SCHEME

NISRA continued to support the Employer Supported Volunteer (ESV) Scheme throughout 2014/15. ESV is organised by the Voluntary Service Bureau and aims to help organisations to contribute to their community by involving employees as volunteers to complete 'Challenges' for local voluntary and community organisations.

In 2014/15 NISRA staff participated in the following events:

- ELMSB held a Big Breakfast in aid of Cancer Research on 4/4/2014 raising £1,400;
- McAuley House staff wore jeans and donated to Jeans for Genes day in September raising £119;
- Corporate Services dressed as Santa's Elves and helped Santa in his Grotto at Hillside Nursery and also gift wrapped Christmas presents in Castle Court all in aid of CLIC Sargent;
- CSU carried out a volunteering day at the Sunflowerfest;
- McAuley House had a foreign exchange collection for AgeNI;
- Corporate Services organised a collection for Action for Children NI which raised £733 which was used to buy childrens toys for the charity;
- Corporate Services also arranged a NISRA wide event with 60 staff volunteering their services at Castle Ward National Trust; and

- GRO held a bake sale and raised £285 for Comic Relief on 12th March.

During 2014/15 NISRA continued as a STEMnet⁶ organisation in conjunction with W5 and a network of STEMnet ambassadors attended events to publicise to school children the opportunities and varied careers available to those who study these relevant subjects.

HEALTH AND SAFETY

During 2014/15 there were no accidents recorded.

Two planned practice fire evacuations of McAuley House took place during which evacuation of all staff was completed satisfactorily.

General Risk Assessments for McAuley House were conducted on a regular basis.

⁶ STEMNET is a UK wide initiative which creates opportunities to inspire young people in Science, Technology, Engineering and Mathematics (STEM).

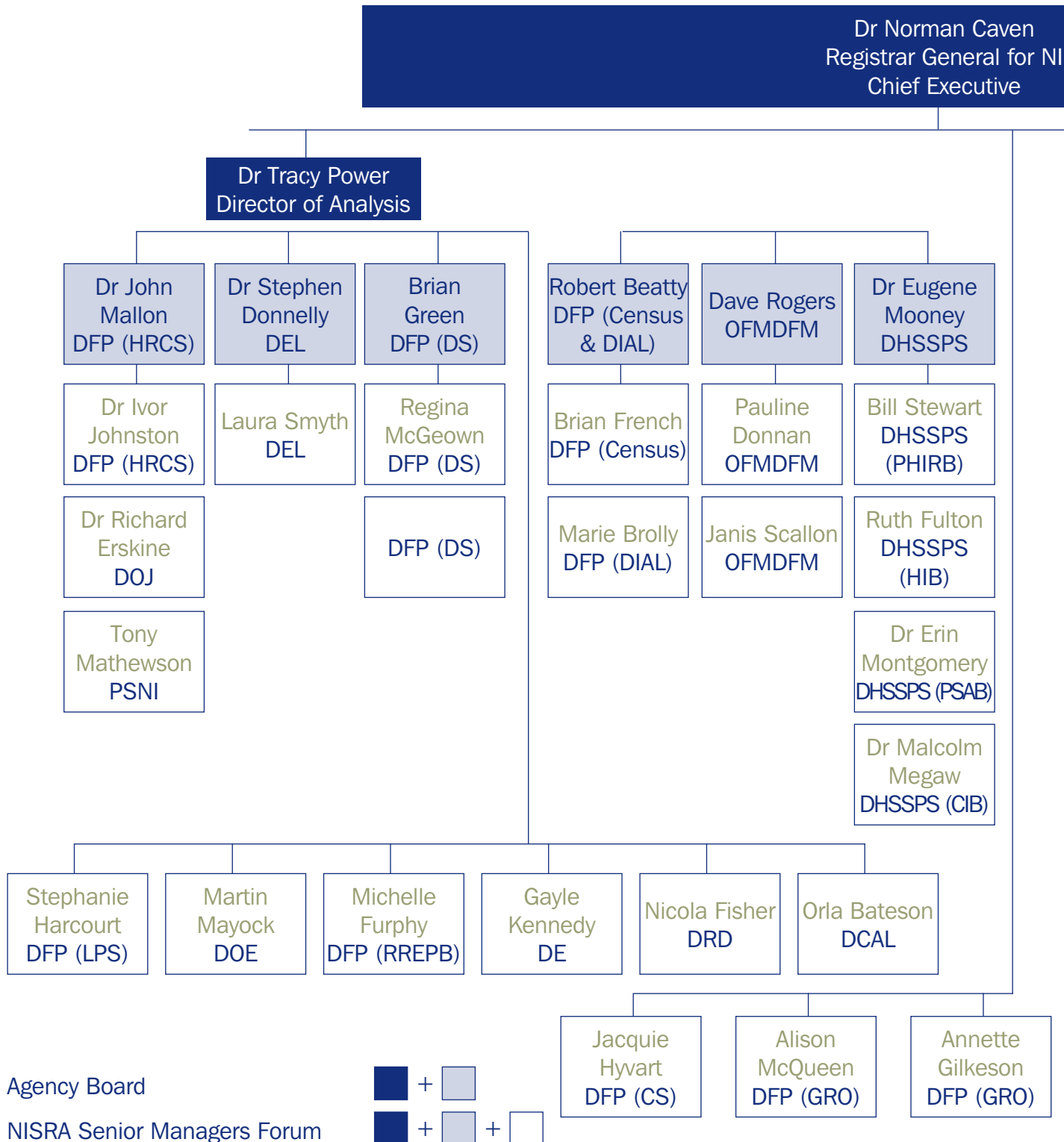
FUTURE DEVELOPMENTS

Major areas of work for NISRA in the next few years will include the following:

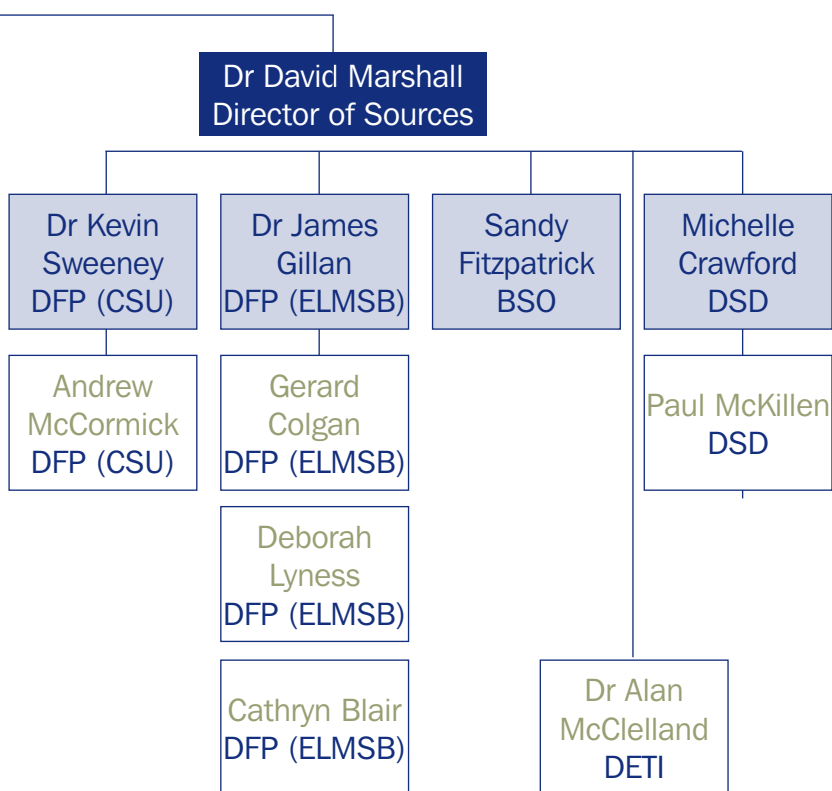
- start planning for a predominantly online 2021 Census quality assured by administrative data held by the public sector, building on the successful approach in the 2011 Census;
- develop the Administrative Data Research Centre and associated research and further research projects within the NI Longitudinal Study Research Support Unit which are both designed to increase the use of administrative datasets and surveys in support of socio-economic policy analysis and policy evaluation as well as research more generally;
- develop a new system of Economic Accounts to measure local living standards and economic output (NI-GDP), this will help provide greater understanding of the state of the local economy;
- continue statistics reform, seeking greater understanding of the impact of the statutory Code of Practice for Official Statistics and give further consideration to strengthening the governance of local official statistics;
- improve the presentation of official statistics and social research - including greater use of social media, improving reporting (e.g. infographics) and developing new ways of enhancing internal communication;
- support the statistical infrastructure around the Local Government in Northern Ireland – including statistics on the new geography and increased guidance on the use of NISRA statistics and social research in Local Government;
- implement a new computer system for civil registration, which will deliver online registration, efficiency savings and reduced overheads;
- continue to take action on the issues raised through the annual staff survey and report findings to staff through the Human Resource Action Plan;
- continue to implement the Communications Strategy with improvements in the NISRA website, the use of social media, the marketing of the Agency and improvements in internal communications; and
- continue to provide a high quality service to Government and other customers in a climate of increasing resource pressures and budget cuts.

ANNEX 1:

NISRA ORGANISATIONAL CHART @ DECEMBER 2014



ANNEX 1: NISRA ORGANISATIONAL CHART @ DECEMBER 2014



Agency Board



NISRA Senior Managers Forum



ANNEX 2: NISRA RESEARCH & STATISTICAL PUBLICATIONS 2014/15

DARD

Northern Ireland Agri-food Sector, Key Statistics June 2014 (June 2014) (DARD)

The Agricultural Census in Northern Ireland: Results for June 2014 (January 2015) (DARD)

DCAL

Engagement in culture, arts and leisure by adults in Northern Ireland (May 2014) (DCAL)

Engagement in culture, arts and leisure by young people in Northern Ireland (May 2014) (DCAL)

Creative Industries Economic Estimates 2014 (June 2014) (DCAL)

Experience of museums and science centres by young people in Northern Ireland (September 2014) (DCAL)

Experience of sport and physical activity by young people in Northern Ireland (September 2014) (DCAL)

Experience of the arts by young people in Northern Ireland (September 2014) (DCAL)

Experience of the public library service by young people in Northern Ireland (September 2014) (DCAL)

Experience of sport and physical activity by adults in Northern Ireland: Findings from the 2013/14 Continuous Household Survey (October 2014) (DCAL)

Experience of the arts by adults in Northern Ireland: Findings from the 2013/14 Continuous Household Survey (October 2014) (DCAL)

Experience of museums and science centres by adults in Northern Ireland: Findings from the 2013/14 Continuous Household Survey (October 2014) (DCAL)

Experience of the public library service by adults in Northern Ireland: Findings from the 2013/14 Continuous Household Survey (October 2014) (DCAL)

Angling and usage of inland waterways by adults in Northern Ireland: Findings from the 2013/14 Continuous Household Survey (October 2014) (DCAL)

Digest of statistics for the Public Record Office of Northern Ireland 2013/14 (November 2014) (DCAL)

Knowledge and use of Ulster-Scots in Northern Ireland: Findings from the 2013/14 Continuous Household Survey (February 2015) (DCAL)

Knowledge and use of Irish in Northern Ireland: Findings from the 2013/14 Continuous Household Survey (February 2015) (DCAL)

Engagement in culture, arts and leisure by adults in Northern Ireland: analysis by section 75 groups (March 2015) (DCAL)

Digest of statistics for salmon and inland fisheries in the DCAL jurisdiction (in which the latest statistics relate to 2013) (March 2015) (DCAL)

Mapping the library service in Northern Ireland 2014 (July 2014) (DCAL)

Older people and engagement in culture, arts and leisure 2015 (February 2015) (DCAL)

Poverty and engagement in culture, arts and leisure: A literature review 2015 (February 2015) (DCAL)

Research to examine the barriers to engaging in arts, sport, libraries and museums for people living in poverty 2015 (February 2015) (DCAL)

DE

Qualifications and Destinations for Northern Ireland School Leavers 2012/13 (May 2014) (DE)

Teacher Workforce Statistics in Grant-Aided Schools in Northern Ireland 2013/14 (June 2014) (DE)

Enrolments at grant-aided schools 2014/15: Basic statistics (December 2014) (DE)

Enrolments at schools and in funded pre-school education in Northern Ireland, 2014/15 (February 2015) (DE)

Year 12 and Year 14 Examination Performance at Post-Primary Schools in Northern Ireland 2013/14 (December 2014) (DE)

Attendance at grant-aided primary, post-primary and special schools 2013/14: Summary statistics (January 2015) (DE)

Attendance at grant-aided primary, post-primary and special schools 2013/14: Detailed statistics (February 2015) (DE)

School Meals in Northern Ireland, 2013/14 (April 2014) (DE)

DOE

Northern Ireland Seatbelt Survey 2014 (July 2014)

Northern Ireland Road Safety Monitor 2014 (Oct 2014)

Northern Ireland Road Safety Strategy to 2020 - Annual Statistical Report 2014 (Sept 2014)

NI Local Authority Collected Municipal Waste Management Statistics Quarters 3 & 4 2013/14 and 1 & 2 2014/15 (Apr 2014, Jul 2014, Oct 2014, Jan 2015)

NI Municipal Waste Management Statistics Annual Report 2013/14 (Nov 2014)

Northern Ireland Greenhouse Gas Inventory 1990-2012 (Jun 2014)

Northern Ireland Environmental Statistics Report 2015 (Feb 2015)

Northern Ireland Planning Development Management Statistics 2013/14 (Jul 2014)

Northern Ireland Planning Development Management Statistics Quarters 1-3 2014/15 (Sept 2014, Dec 2014, March 2015)

Monthly Renewable Energy Applications – 2014/15 (website publication on last Thursday of each month)

Northern Ireland Heavy Goods Vehicle, Taxi and Bus Compliance Surveys 2013/14 (May 2014)

DOE Driver, Vehicle, Operator and Enforcement Statistics 2013/14 (May 2014)

DOE Driver, Vehicle, Operator and Enforcement Statistics Quarter 1-3 2014/15 Updates (Oct 2014, Dec 2014, Mar 2015)

DVA Customer Satisfaction Survey 2014 (Dec 2014)

DEL

Further Education Activity 2009/10 – 2013/14 (December 2014) (DEL)

Essential Skills Enrolments and Outcomes - Bulletin (December 2014) (DEL)

Essential Skills Qualifications – Factsheet (October 2014) (DEL)

Essential Skills Qualifications – Factsheet (July 2014) (DEL)

Essential Skills Enrolments - Factsheet (July 2014) (DEL)

Essential Skills Qualifications – Factsheet (April 2014) (DEL)

Funded Learning Unit (FLU) funded Enrolments - Factsheet (July 2014) (DEL)

Accredited Further Education (FE) Enrolments – Factsheet (July 2014) (DEL)

Apprenticeships NI Statistical Bulletin (May, August, November 2014 & February 2015) (DEL)

Destinations of Leavers from UK Higher Education Institutions: NI Analysis 2012/13 (August 2014) (DEL)

Enrolments at UK Higher Education Institutions: NI Analysis 2013/14 (February 2015) (DEL)

HE Performance Indicators: Northern Ireland Analysis 2012/13 (Part 2) (July 2014) (DEL)

HE Performance Indicators: Northern Ireland Analysis 2013/14 (first tranche) (March 2015) (DEL)

HE Age participation index for NI – 1989/90 – 2012/13 (June 2014) (DEL)

Higher Education Fact Sheets - 2012/13 (June 2014) (DEL)

Qualifications gained at UK Higher Education Institutions: NI analysis 2013/14 (February 2015) (DEL)

Destinations of Leavers from Higher Education: Longitudinal Survey of 2008/09 qualifiers – NI analysis (April 2014) (DEL)

Steps to Work Statistical Bulletin: (June 2014) (DEL)

Steps to Work Statistical Factsheet: (September 2014) (DEL)

Training for Success/Programme-Led Apprenticeships Statistical Bulletin: (May, August & November 2014) (DEL)

Vacancy Statistics: (January 2015) (DEL)

DETI

Measuring Northern Ireland's Exports (April 2014) (DETI)

Measuring Northern Ireland's High Growth Firms (June 2014) (DETI)

Electricity Consumption and Renewable Generation in Northern Ireland April 2013 to March 2014 (September 2014) (DETI)

Measuring Northern Ireland's High Growth Firms: Update Bulletin 1 – Same Difference? The Impact of Changing the Measure of High Growth (September 2014) (DETI)

Measuring Northern Ireland's High Growth Firms: Update Bulletin 2 – 1998/01 to 2011/14 (November 2014) (DETI)

Measuring Northern Ireland's High Growth Firms: Update Bulletin 3 – Employment Growth and Contraction in NI Businesses (December 2014)

Innovation Survey of Micro Businesses in Northern Ireland (December 2014) (DETI)

Measuring Northern Ireland's High Growth Firms: Update Bulletin 4 – Does Age Matter? The Relationship between Age and High Growth Businesses (February 2015) (DETI)

Financial Capability in Northern Ireland: Results from the 2014 Omnibus Survey (March 2015) (DETI)

Business Access to Finance 2014 (March 2015) (DETI)

Electricity Consumption and Renewable Generation in Northern Ireland January to December 2014 (March 2015) (DETI)

DFP (CENSUS)

- Census 2011 Ireland and Northern Ireland (June 2014) (Census)
- Northern Ireland Census 2011 Key Statistics Summary Report (September 2014) (Census)
- Census 2011 Population Tables (September 2014) (Census)
- Short-Term Resident Population Statistics for Northern Ireland (September 2014) (Census)
- The Future Provision of Census of Population Information for Northern Ireland (October 2014) (Census)
- Workplace Population Statistics for Northern Ireland (November 2014) (Census)
- Daytime Population Statistics for Northern Ireland (December 2014) (Census)
- Additional Workplace and Daytime Population Statistics for Northern Ireland (February 2015) (Census)
- Local Characteristics on Travel to Work or Place of Study for Northern Ireland (February 2015) (Census)
- Detailed Characteristics on Travel to Work or Place of Study for Northern Ireland (February 2015) (Census)
- Additional Local Characteristics (Northern Ireland) (March 2015) (Census)
- Additional Detailed Characteristics (Northern Ireland) (March 2015) (Census)
- Additional Quick Statistics (Northern Ireland) (March 2015) (Census)
- Headcount and Household Estimates for Settlements in Northern Ireland (March 2015) (Census)
- Northern Ireland Census 2011 General Report (March 2015) (Census)
- Northern Ireland Census 2011 Quality Assurance Report (March 2015) (Census)
- Review of the Statistical Classification and Delineation of Settlements (March 2015) (Census)

DFP (DS)

- Births in Northern Ireland 2013 (May 2014)
- Deaths in Northern Ireland 2013 (June 2014)
- Registrar General Quarterly Reports (June, Sept, Dec 2013, March 2014)
- Deaths Registered in Northern Ireland with Clostridium Difficile Mentioned on the Death Certificate (2003-2013)(August 2014)

Deaths Registered in Northern Ireland with Methicillin Resistant Staphylococcus Aureus (MRSA) Mentioned on the Death Certificate (2003-2013) (August 2014)

Alcohol Related Deaths Registered in Northern Ireland (2003-2013)(June 2014)

Drug Related Deaths and Deaths due to Drug Misuse Registered in Northern Ireland (2003-2013) (June 2014)

Marriages and Divorces and Civil Partnerships in Northern Ireland 2013 (August 2014)

Babies First Names Bulletin 2013 (August 2014)

Annual Report of the Registrar General 2013 (November 2014)

Excess Winter Mortality in Northern Ireland 2013/2014 (Nov 2014)

Baby Names Bulletin 2014 (February 2015)

Population and Migration Estimates NI 2013 (June 2014)

Migration Statistics for Northern Ireland 2012-2013 (August 2014)

Estimates of the population aged 85 and over 2013 (September 2014)

Population projections for areas within Northern Ireland 2012 based (October 2014)

Northern Ireland Household Projections 2012 based (March 2015)

DFP (HRCS)

AccessNI Customer Survey 2014 (April 2014) (HRCS)

Employment in the Northern Ireland Civil Service April 2014, July 2014, October 2014, January 2015 (June 2014, September 2014, January 2015, March 2015) (HRCS)

Sickness Absence in the Northern Ireland Civil Service 2013/2014 (October 2014) (HRCS)

Equality Statistics for the Northern Ireland Civil Service – 2013 (December 2014) (HRCS)

Pay Statistics for the Northern Ireland Civil Service 2014 (December 2014) (HRCS)

Personnel Statistics for the Northern Ireland Civil Service 2014 (March 2015) (HRCS)

Analysis of NICS Recruitment Competitions 1 January 2014 – 31 December 2014 (March 2015) (HRCS)

DFP (CSU)

The Northern Ireland Construction Bulletin Q4 2013, Q1, Q2, Q3 2014 (April, July, October 2014, January 2015)

DFP (Corporate Services)

NISRA Business Plan 2014/15 (September 2014) (CS)

NISRA Annual Report and Accounts for 2013/14 (September 2014) (CS)

Public Awareness of and Confidence in Official Statistics Northern Ireland 2014 (December 2014) (CS)

Cost to Business of Completing Statistical Surveys issued by Northern Ireland departments 2013/14 (March 2015) (CS)

NISRA Customer Satisfaction Survey 2014 (March 2015) (CS)

DFP (ELMSB)

NLabour Market Report (LMR) (monthly April 2014 – March 2015)(ELMSB)

The Northern Ireland Index of Production (IOP) (June 2014, September 2014, December 2014, March 2015)(ELMSB)

The Northern Ireland Index of Services (IOS) (June 2014, September 2014)(ELMSB)

Northern Ireland Composite Economic Index (NICEI) (April 2014, July 2014, October 2014) (ELMSB)

LFS Quarterly Supplement (May 2014, August 2014, November 2014, February 2015)(ELMSB)

Northern Ireland Quarterly Employment Survey (June 2014, September 2014, December 2014, March 2015)(ELMSB)

Local Unit results from the Northern Ireland Annual Business Inquiry 2012 (June 2014)(ELMSB)

Business Register and Employment Survey (September 2014)(ELMSB)

Women in NI (September 2014) (ELMSB)

Local Area Database (LFS) 2013 (October 2014)(ELMSB)

NI Ports Traffic 2013 (November 2014)(ELMSB)

Research and Development Survey 2013 (November 2014 – Headline Statistics, December 2014 – Main publication) (ELMSB)

Annual Survey of Hours and Earnings (ASHE) 2014 (November 2014)(ELMSB)

Northern Ireland Annual Business Inquiry 2013 (December 2014) (ELMSB)

Northern Ireland Manufacturing Sales & Exports Survey (MSES) 2013/14 (December 2014) (ELMSB)

Facts and Figures from the Inter-Departmental Business Register (February 2015)(ELMSB)

UK Petroleum Industry – Deliveries to Northern Ireland 2014 (February 2015)(ELMSB)

Shipments of Coal and Other Solid Fuels into NI 1988-2014 (February 2015)(ELMSB)

NI ASHE 2014 Pension Results (February 2015) (ELMSB)

Methodology Paper on the Production of NI Broad Economy Exports Estimates with Experimental Estimates for 2011 and 2012 (March 2015)(ELMSB)

UK Innovation Survey 2013: NI Results (July 2014) (ELMSB)

DFP (LPS)

Northern Ireland Residential Property Price Index (NI RPPI) (May, August, November 2014 and February 2015) (LPS)

Northern Ireland New dwelling starts and completions statistics (March 2015)

DFP (RREP)

Wellbeing in Northern Ireland: Northern Ireland data for ONS measures (March 2015) (RREP)

DHSSPS

The 2013/14 Quality and Outcomes Framework Prevalence Report (April 2014) (DHSSPS)

Emergency Care Waiting Time Statistics QE March, June, September, December 2014 (April 2014, July 2014, October 2014 and January 2015) (DHSSPS)

Quarterly Child Protection Statistics for Northern Ireland: January – March 2014, April – June 2014, July – September 2014, October – December 2014 (May 2014, August 2014, November 2014, February 2015) (DHSSPS)

Northern Ireland Waiting Times Statistics: Outpatient Waiting Times QE March, June, September, December 2014 (May 2014, August 2014, November 2014 and February 2015) (DHSSPS)

Northern Ireland Waiting Times Statistics: Diagnostic Waiting Times QE March, June, September, December 2014 (May 2014, August 2014, November 2014 and February 2015) (DHSSPS)

Northern Ireland Waiting Times Statistics: Inpatient Waiting Times QE March, June, September, December 2014 (May 2014, August 2014, November 2014 and February 2015) (DHSSPS)

Northern Ireland Waiting Times Statistics: Cancer Waiting Times: QE March, June, September, December 2014 (June 2014, September 2014, January 2014 and March 2015) (DHSSPS)

Quarterly Carers Statistics for Northern Ireland: January – March 2014, April – June 2014, July – September 2014, October – December 2014 (June 2014, September 2014, November 2014, March 2015) (DHSSPS)

Making Life Better: Monitoring the Wider Social Determinants of Health & Wellbeing - Key Indicators & Baselines 2014 (June 2014) (DHSSPS)

Hospital Statistics: Emergency Care (2013/14) (June 2014) (DHSSPS)

Children in Care in Northern Ireland 2012/13 (July 2014) (DHSSPS)

Complaints received by HSC Trusts, Board and Family Practitioner Services in Northern Ireland (2013/14) (July 2014) (DHSSPS)

Hospital Statistics: Inpatient and Daycase Activity (2013/14) (August 2014) (DHSSPS)

Hospital Statistics: Outpatient Activity (2013/14) (August 2014) (DHSSPS)

Adult Drinking Patterns Survey 2013 (August 2014) (DHSSPS)

Hospital Statistics: Mental Health and Learning Disability (2013/14) (September 2014) (DHSSPS)

The Prevalence of Autism (including Asperger's Syndrome) in School Age Children in Northern Ireland 2014 (September 2014) (DHSSPS)

Dental Earnings & Expenses Northern Ireland, 2012-13 (September 2014) (DHSSPS)

NI HSC Workforce Vacancies March 2014 (September 2014) (DHSSPS)

Children's Social Care Statistics for Northern Ireland 2013/14 (October 2014) (DHSSPS)

Statistics on Community Care for Adults in Northern Ireland 2013/14 (October 2014) (DHSSPS)

Episode Based Acute Hospital Inpatient and Day Case Activity 2013/14 (October 2014) (DHSSPS)

Quality & Outcomes Framework Publication 2013/14 (October 2014) (DHSSPS)

Drugs Misuse Database 2013/14 (October 2014) (DHSSPS)

Health and Social Care Workforce Census March 2014 (November 2014) (DHSSPS)

Clinical/Social Care Negligence Cases in Northern Ireland (2013/14) (November 2014) (DHSSPS)

Health & Social Care Inequalities Monitoring System (HSCIMS) – Regional 2014 (November 2014) (DHSSPS)

Health Survey NI 2013/14 (November 2014) (DHSSPS)

Inpatient Patient Experience Survey 2014 (November 2014) (DHSSPS)

Smoking Cessation 2013/14 (December 2014) (DHSSPS)

Firework Injury Statistics 2014 (December 2014) (DHSSPS)

Children Adopted from Care in Northern Ireland 2013/14 (December 2014) (DHSSPS)

Kinship Care – Children Living in Households without a Parent Present Northern Ireland 2011 (January 2015) (DHSSPS)

Drug and Alcohol Census 2014 (January 2015) (DHSSPS)

Health and Social Care Key Facts Workforce Bulletin June, September 2014 (January 2015) (DHSSPS)

Northern Ireland Care Leavers 2013/14 (January 2015) (DHSSPS)

Northern Ireland Termination of Pregnancy Statistics, 2013/14 (January 2015) (DHSSPS)

NI HSC Workforce Vacancies September 2014 (February 2015) (DHSSPS)

Domiciliary Care Services for Adults in Northern Ireland (2014) (February 2015) (DHSSPS)

Patient Education/Self Management Programmes for People with Long Term Conditions 2014 (March 2015) (DHSSPS)

Health & Social Care Inequalities Monitoring System (HSCIMS) - Sub-regional 2015 (March 2015) (DHSSPS)

DOJ

Views on Alcohol and Drug Related Issues: Findings from the September 2013 Northern Ireland Omnibus Survey (June 2014) (DOJ Core)

Victim and Witness Experience of the Northern Ireland Criminal Justice System: 2008/09-2013/14 (June 2014) (DOJ Core)

Experience of Crime: Findings from the 2013/14 Northern Ireland Crime Survey (February 2015) (DOJ Core)

Perceptions of Crime: Findings from the 2013/14 Northern Ireland Crime Survey (December 2014) (DOJ Core)

Perceptions of Policing, Justice and Organised Crime: Findings from the 2011/12 and 2012/13 Northern Ireland Crime Surveys (June 2014) (DOJ Core)

Perception of Policing, Justice and Anti-Social Behaviour Quarterly Update (August, September 2014, January, March 2015) (DOJ Core)

The Night-Time Economy: Findings from the 2011/12 and 2012/13 Northern Ireland Crime Surveys (October 2014) (DOJ Core)

The Northern Ireland Prison Population: Receptions 2009-2012 (September 2014) (ROD/NIPS)

The Northern Ireland Prison Population 2013 (November 2014) (ROD/NIPS)

Northern Ireland Conviction and Sentencing Statistics 2010 - 2012 (September 2014) (DOJ Core)

Court Prosecutions and Diversionary Disposals Statistics for Northern Ireland 2010 - 2012 (June 2014) (DOJ Core)

First Time Entrants to the Criminal Justice System in Northern Ireland 2011/12 (June 2014) (DOJ Core)

Court Prosecutions, Sentencing and Out of Court Disposals Statistics for Northern Ireland 2013 (November 2014) (DOJ Core)

First Time Entrants to the Criminal Justice System in Northern Ireland 2012/13 (December 2014) (DOJ Core)

Northern Ireland Reoffending Methodology: Methodology and Glossary Part 1 (June 2014) (DOJ Core)

Adult Reoffending In Northern Ireland (2010/11 Cohort) (June 2014) (DOJ Core)

Youth Reoffending In Northern Ireland (2010/11 Cohort) (June 2014) (DOJ Core)

Northern Ireland Reoffending Methodology: Methodology and Glossary Part 2 (December 2014) (DOJ Core)

Adult Reoffending in Northern Ireland (2011/12 Cohort) (December 2014) (DOJ Core)

Youth Reoffending in Northern Ireland (2011/12 Cohort) (December 2014) (DOJ Core)

Youth Justice Agency Findings from the 2013 Stakeholders Survey (August 2014) (YJA)

Youth Justice Agency Annual Workload Statistics 2013/14 (August 2014) (YJA)

Judicial Statistics 2013 (June 2014) (NICTS)

Magistrates' Court Bulletin (May, August, November 2014, February 2015) (NICTS)

County Court Bulletin (May, August, November 2014, February 2015) (NICTS)

High Court Bulletin (May, August, November 2014, February 2015) (NICTS)

Children Order Bulletin (May, August, November 2014, February 2015) (NICTS)

Mortgages: Actions for Possession (May, August, November 2014, February 2015) (NICTS)

DRD

Northern Ireland Road and Rail Transport Statistics Bulletin January to March, April to June, July to September and October to December 2014 (June, October 2014, January, March 2015) (DRD)

Northern Ireland Transport Statistics 2013/14 (September 2014) (DRD)

Travel Survey for Northern Ireland (TSNI) Headline Report 2011-2013 (July 2014) (DRD)

Travel Survey for Northern Ireland (TSNI) In-depth Report 2011-2013 (December 2014) (DRD)

Travel Survey for Northern Ireland (TSNI) – Urban Rural Report (February 2015) (DRD)

Annual Road Traffic Estimates: Vehicle Kilometres Travelled in NI 2008-2013 (December 2014) (DRD)

DSD

Omnibus Survey – SSA Module April 2014 Results (June 2014) (DSD)

Omnibus Survey – SSA Module May 2014 Results (September 2014) (DSD)

Omnibus Survey – SSA Module September 2014 Results (November 2014) (DSD)

Social Security Agency Claimant Satisfaction Survey 2013/14 (October 2014) (DSD)

The Northern Ireland Child Maintenance Service Customer Satisfaction Survey 2014, (September 2014) (DSD)

Northern Ireland Benefit Statistics Summary (May 2014, August 2014, November 2014, February 2015) (DSD)

Northern Ireland Personal Independence Payment Information (November 2014) (DSD)

Changes to Housing Support under Welfare Reform in Northern Ireland (November 2014) (DSD)

Northern Ireland Employment and Support Allowance Information Booklet (November 2014) (DSD)

Northern Ireland Benefit Cap Information Booklet (November 2014) (DSD)

Pensioners' Income Series Bulletin, Northern Ireland 2011/12 (April 2014) (DSD)

Family Resources Survey Urban Rural Report, Northern Ireland 2011/12 (April 2014) (DSD)

Northern Ireland Poverty Bulletin 2012/13 (July 2014) (DSD)

Family Resources Survey Northern Ireland 2012/13 (September 2014) (DSD)

Households Below Average income Northern Ireland 2012/13 (November 2014) (DSD)

Pensioners' Income Series Bulletin, Northern Ireland 2012/13 (January 2015) (DSD)

Family Resources Survey Urban Rural Report, Northern Ireland 2012/13 (March 2015) (DSD)

Northern Ireland Housing Statistics 2013/14 (Published October 2014) (DSD)

Northern Ireland Housing Bulletins Q4 2013, Q1, Q2, Q3 2014 (April, July, Nov 2014, Feb 2015) (DSD)

Volunteering in Northern Ireland Research Report (January 2015) (DSD)

NI Library Authority

Participation in Core & Regular Library Activities in Northern Ireland 2013/14 (February 2015)

NIPB

Public perceptions of the Police, PCSPs and the Northern Ireland Policing Board January 2014 Omnibus Survey (Published May 2014)

OFMDFM

The Disability Strategy 2012-2015 Supplementary Statistical Bulletin #4: Employment and Standard of Living by OFMDFM Statistics and Research Branch (June 2014) (OFMDFM)

Lifetime Opportunities Monitoring Framework Update Report – 1998/99-2011/12 by OFMDFM Statistics and Research Branch (September 2014) (OFMDFM)

Gender Equality Strategy Statistics: 2014 update by OFMDFM Statistics and Research Branch (August 2014) (OFMDFM)

A profile of older people in Northern Ireland – 2014 update by OFMDFM Statistics and Research Branch (October 2014) (OFMDFM)

2013 Labour Force Survey Northern Ireland Religion Report by OFMDFM Statistics and Research Branch (December 2014) (OFMDFM)

Child and Working Age Poverty 2010 – 2020 (final update) by Institute for Fiscal Studies (November 2014) (OFMDFM)

An investigation of gender equality issues at executive level in the NI public sector – Stage 1 & 2 summary. Prof Joan Ballentine et al (October 2014) (OFMDFM)

Economy in Transition: Future Drivers, Challenges, Impacts and Issues for Policy Consideration. Oxford Economics. (July 2014) (OFMDFM)

Understanding Socio-Economic Inequalities affecting Older People, CARDI (June 2014) (OFMDFM)

An exploratory study of the wealth of Older People in Ireland – North and South. Paddy Hillyard (June 2014) (OFMDFM)

Childminding in NI: an exploration of practice and quality issues and of the impacts of vertical placements on children. National Childrens Bureau (June 2014) (OFMDFM)

Financial Resilience and Security: Examining the impact of falling housing markets on low income homeowners in Northern Ireland. Alison Wallace, Uni of York. (April 2014) (OFMDFM)

- Published an update to the Children and Young People's indicators
- Developed a Child Rights Indicator Framework – The 'Developing Child Rights Outcome Indicators Report' will be published in 2015/16.
- Developed revised Good Relations Indicators. Baseline report will be published Summer 2015.
- Published 'Childcare Supply and Demand Research Report' (July 2014)
- Published 'The Dynamics of Police Legitimacy Among Young People'
Author: Lee Devaney, Sam Pehrson, Dominic Bryan and Danielle Blaylock
Publication Date: December 2014
- Published an 'Evaluation of the effectiveness of the 'prison to peace: learning from the experience of political ex-prisoners' educational programme'
Author: Lesley Emerson, Karen Orr and Paul Connolly
Publication Date: October 2014)

OPONI

Trends in Complaints and Allegations Received by the Police Ombudsman for Northern Ireland, 2013/14 (June 2014)

Quarterly Statistical Updates on Complaints and Allegations Received by the Police Ombudsman for Northern Ireland (September 2014, October 2014, January 2015)

Annual report on public awareness of the Police Complaints System in Northern Ireland (April 2014)

Annual Report on Complainant Satisfaction with services provided by the Police Ombudsman's Office in Northern Ireland 2013/14 (October 2014)

Annual Report on Police Officer Satisfaction with services provided by the Police Ombudsman's Office in Northern Ireland 2013/14 (October 2014)

PBNI

PBNI Caseload Statistics: 2013/14 (May 2014)

Analysis of Breach Rates: 2012/13 (Sep 2014)

ACE Risk and Needs Profile: 2013/14 (Sep 2014)

PPSNI

Perceptions of the PPS – Findings of the NI Omnibus Survey January 2014 (April 2014) (PPSNI)

Public Prosecution Service Statistical Bulletin Q1-4 2013/14 (June 2014) (PPSNI)

Public Prosecution Service Statistical Bulletin Q1 2014/15 (August 2014) (PPSNI)

Statistical Bulletin on Cases Involving Hate Crime 2013/14 (September 2014) (PPSNI)

Public Prosecution Service Statistical Bulletin Q1-2 2014/15 (November 2014) (PPSNI)

Public Prosecution Service Statistical Bulletin Q1-3 2014/15 (February 2015) (PPSNI)

PSNI

Police Recorded Crime in Northern Ireland: Monthly update to 31 March 2014, providing final figures for 2013/14 financial year (May 2014) (PSNI)

Police Recorded Crime in Northern Ireland: In-year monthly updates for 2014/15 (June, July, August, September, October, November, December, January, February and March) (PSNI)

Trends in Police Recorded Crime in Northern Ireland 1998/99 to 2013/14 (July 2014) (PSNI)

Anti-Social Behaviour Incidents Recorded by the Police in Northern Ireland: Monthly update to 31 March 2014, providing final figures for 2013/14 financial year (May 2014) (PSNI)

Anti-Social Behaviour Incidents Recorded by the Police in Northern Ireland: In-year monthly updates for 2014/15 (June, July, August, September, October, November, December, January, February and March) (PSNI)

Domestic Abuse Incidents and Crimes Recorded by the Police in Northern Ireland: Quarterly update covering the 2013/14 financial year (May 2014) (PSNI)

Domestic Abuse Incidents and Crimes Recorded by the Police in Northern Ireland: In-year quarterly updates for 2014/15 (August, November and February) (PSNI)

Trends in Domestic Abuse Incidents and Crimes Recorded by the Police in Northern Ireland 2004/05-2013/14 (July 2014) (PSNI)

Incidents and Crimes with a Hate Motivation Recorded by the Police in Northern Ireland: Quarterly update covering the 2013/14 financial year (May 2014) (PSNI)

Incidents and Crimes with a Hate Motivation Recorded by the Police in Northern Ireland: In-year quarterly updates for 2014/15 (August, November and February) (PSNI)

Trends in Hate Motivated Incidents and Crimes Recorded by the Police in Northern Ireland 2004/05-2013/14 (July 2014) (PSNI)

Police Recorded Security Statistics in Northern Ireland: Annual Report 2013/14 (May 2014) (PSNI)

Police Recorded Security Statistics in Northern Ireland: In-year monthly updates (June, July, August, September, October, November, December, January, February, March) (PSNI)

Drug Seizure Statistics Recorded by the Police in Northern Ireland 2013/14 (May 2014) (PSNI)

Drug Seizure Statistics Recorded by the Police in Northern Ireland: In-year monthly updates (June, July, August, September, October, November, December, January, February, March) (PSNI)

Police Stop & Search statistics: Quarterly update covering the 2013/14 financial year (June 2014) (PSNI)

Police Stop & Search statistics: Quarterly reports (September, November and February) (PSNI)

Police Use of Force Statistics: Six-monthly update (June and December) (PSNI)

Police and Criminal Evidence (PACE) Order Detention Statistics covering the 2013/14 financial year (June 2014) (PSNI)

2013/14 Police Recorded Injury Road Traffic Collision Statistics for Northern Ireland (May 2014) (PSNI)

2013 Police Recorded Injury Road Traffic Collisions Statistics for Northern Ireland – Detailed Trends Report (June 2014) (PSNI)

2014 Police Recorded Injury Road Traffic Collision Statistics for Northern Ireland – Key Statistics Report (March 2015) (PSNI)

Police Recorded Injury Road Traffic Collisions Statistics: In-year monthly updates (June, July, August, September, October, November, December, January and February)

Police Issued Fixed Penalty Notice and Discretionary Disposal Statistics for Motoring Offences in Northern Ireland – Annual Report 2014 (March 2015) (PSNI)

TOURISM

Hotel, Bed & Breakfast and Guesthouse Monthly Occupancy (monthly April 2014 – October 2014)

Northern Ireland Tourism Statistics 2013 (May 2014)

External Overnight Visitors to Northern Ireland (May 2014)

Northern Ireland Domestic Tourism 2013 (May 2014)

Northern Ireland Visitor Attraction Survey (January – December 2013) (May 2014)

Northern Ireland Self Catering Occupancy Survey (January – December) (May 2014)

Northern Ireland Hotel, Bed & Breakfast and Guesthouse Occupancy Survey (January – December) (May 2014)

Northern Ireland Tourism Statistics April 2013-March 2014 (July 2014)

Northern Ireland Tourism Statistics July 2013-June 2014 (October 2014)

Northern Ireland Local Government District Tourism Statistics 2013 (November 2014)

Northern Ireland Tourism Statistics October 2013-September 2014 (January 2014)

GLOSSARY

ABI	Annual Business Inquiry
AB	Agency Board
ALBs	Arms Length Bodies
ARC	Audit and Risk Committee
ASHE	Annual Survey of Hours and Earnings
BAIM	Business Area Information Manager
BIS	Department for Business, Innovation and Skills
BSO	Business Services Organisation
CARE	Career Average Revalued Earnings
C&AG	Comptroller and Auditor General for Northern Ireland
CETV	Cash Equivalent Transfer Value
CPI	Consumer Price Index
CSP	Civil Service Pension
CSU	Central Survey Unit
DARD	Department of Agriculture and Rural Development
DCAL	Department of Culture, Arts and Leisure
DE	Department of Education
DEFRA	Department for Environment, Food and Rural Affairs
DETI	Department of Enterprise, Trade and Investment
DEL	Department for Employment and Learning
DFP	Department of Finance and Personnel
DHSSPS	Department of Health, Social Services and Public Safety
DMB	Demography and Methodology Branch
DOE	Department of the Environment
DOJ	Department of Justice
DP	Data Protection
DRD	Department for Rural Development
DSC	Delivering Social Change
DSD	Department for Social Development
DVA	Driver and Vehicle Agency
ELMSB	Economic Labour Market Statistics Branch
ESA	Employment and Support Allowance
ESRC	Economic and Social Research Council
ESV	Employer Supported Volunteering

EU	European Union
FRS	Family Resources Survey
GeNI	Genealogical Project
GRO	General Register Office
HR	Human Resources
HRCS	Human Resource Consultancy Services
HSC	Health and Social Care
IA	Information Assurance
IAO	Information Asset Owner
IB	Incapacity Benefit
IFRS	International Financial Reporting Standards
IOP	Index of Production
IOS	Index of Services
JSA	Justice and Security Act
LGB	Lesbian, Gay and Bisexual
LPS	Land and Property Services
MRSA	Methicillin-Resistant Staphylococcus Aureus
MSES	Manufacturing Sales and Exports Survey
NI	Northern Ireland
NICS	Northern Ireland Civil Service
NICTS	Northern Ireland Courts and Tribunal Service
NIPB	Northern Ireland Policing Board
NINIS	Northern Ireland Neighbourhood Information Service
NIROS	Northern Ireland Registration Office System
NISRA	Northern Ireland Statistics and Research Agency
OBC	Outline Business Case
OFMdfM	Office of First Minister and Deputy First Minister
ONS	Office for National Statistics
OPONI	Office of the Police Ombudsman for Northern Ireland
PACE	Police and Criminal Evidence
PBNI	Probation Board for NI
PCSP	Policing and Community Safety Partnership
PDPs	Personal Development Plans
PfG	Programme for Government
PIP	Personal Independence Payment
PRA	Pre-release access

PSNI	Police Service of Northern Ireland
RCM	Registration and Certification Modernisation
RPA	Review of Public Administration
RPI	Retail Price Index
RREP	Regional Reporting and EU Programmes Branch
SCS	Senior Civil Service
SMF	Senior Managers' Forum
SOR	Statement of Requirements
SSA	Social Security Agency
STEMNET	Science, Technology, Engineering and Mathematics Network
SYE	Staff Year Equivalent
UNCRC	United Nations Convention on the Rights of the Child
VAT	Value Added Tax
YJA	Youth Justice Agency

ACCOUNTS

ACCOUNTS CONTENT

	Page
Statement of Agency's and Chief Executive's Responsibilities	75
Governance Statement	76
The Certificate and Report of the Comptroller and Auditor General to the Northern Ireland Assembly	81
Statement of Comprehensive Net Expenditure	83
Statement of Financial Position	84
Statement of Cash Flows	85
Statement of Changes in Taxpayers' Equity	86
Notes to the Accounts	87

STATEMENT OF AGENCY'S AND CHIEF EXECUTIVE'S RESPONSIBILITIES

Under Section 11(2) of the Government Resources Section 11(2) of the Government Resources and Accounts Act (Northern Ireland) 2001, the Department of Finance and Personnel have directed the Northern Ireland Statistics and Research Agency to prepare a statement of Accounts for each financial year in the form and on the basis set out in the Accounts Direction. The Accounts are prepared on an accruals basis and must give a true and fair view of the Agency's state of affairs of NISRA and its income and expenditure, changes in taxpayers' equity and cash flows for the financial year.

In preparing the Accounts, the Accounting Officer is required to comply with the requirements of the Government Financial Reporting Manual and in particular to:

- Observe the Accounts Direction issued by the Department of Finance and Personnel, including the relevant accounting and disclosure requirements, and apply suitable accounting policies on a consistent basis;
- Make judgments and estimates on a reasonable basis;
- State whether applicable accounting standards as set out in the Government Financial Reporting Manual (FReM) have been followed, and disclose and explain any material departures in the financial statements; and

- Prepare the financial statements on the going concern basis.

The Department of Finance and Personnel has appointed the Chief Executive of the Northern Ireland Statistics and Research Agency as the Accounting Officer for the Agency. The responsibilities of an Accounting Officer, including responsibility for the propriety and regularity of the public finances for which an Accounting Officer is answerable, for the keeping of proper records and for safeguarding NISRA's assets, are set out in Managing Public Money in Northern Ireland (MPMNI) published by the Department of Finance and Personnel.



T.N. CAVEN (Dr)

Accounting Officer, Registrar General and Chief Executive

26 June 2015

GOVERNANCE STATEMENT

Scope of Responsibility

NISRA is an Executive Agency within the Department of Finance and Personnel (DFP). It was established on 1 April 1996 under the Government’s Next Steps Initiative. The Agency incorporates the General Register Office (GRO) for Northern Ireland.

The Agency is governed under a model with the following responsibilities. I, as the Accounting Officer for NISRA am responsible to the Minister of DFP for the Agency’s performance and operations in accordance with the NISRA Framework Document and its Business Plan:

- I have responsibility for the overall day-to-day leadership and management of the Agency, making regular reports to the Minister on performance and progress, and
- The Agency Management Board is responsible for the strategic direction of the Agency by reviewing its strategic direction, monitoring performance at corporate level and ensuring that adequate governance controls are in place. The Management Board is comprised of myself, two Grade 5 Statisticians and ten Senior Principal Statisticians. The Management Board members are detailed in the Directors Report on page 1. The Management Board met three times during the year and was attended as follows:

	7 May 2014	11 Sept 2014	21 Jan 2015
Dr Caven	✓	✓	✓
Mr Beatty	✓		✓
Mrs Crawford	✓		✓

Dr Donnelly	✓	✓	✓
Mr Fitzpatrick	✓	✓	✓
Dr Gillan	✓	✓	✓
Mr Green	✓	✓	✓
Dr Mallon	✓	✓	✓
Dr Marshall	✓	✓	✓
Dr Mooney			
Dr Power	✓	✓	✓
Mr Rogers	✓		✓
Dr Sweeney		✓	✓

The Governance Statement, which has been agreed by the Agency Board, sets out how these responsibilities have been discharged throughout the year to 31 March 2015.

Context

The context is how NISRA governance arrangements are required to operate, as set out in the current Programme for Government 2011-15. These strategic priorities set the focus for all Northern Ireland Departments.

NISRA is part of DFP. The overall aim of DFP is ‘to help the Executive secure the most appropriate and effective use of resources and services for the benefit of the community’.

The work we do makes a significant and positive difference to the everyday lives of all the citizens of Northern Ireland. We provide and support public services by:

- Providing Government Departments and Agencies with statistics and research services which help inform the policy, process and delivery of their objectives and actions,
- Continuing to address the needs of a wide range of users, producing high quality statistics and research, ensuring the quality of those statistics and disseminating information to its users efficiently and effectively,

- Providing official information on Northern Ireland's population and socio-economic conditions. The statistics produced by the Agency not only inform the policy process within Government, but also inform academic research and contribute to debate in the wider community,
- Providing the 'General Register Office' (GRO) which offers a civil registration service to the public and produces summary statistics relating to life events.

Financial Management

The Agency Board plays a significant part in the effective monitoring and management of the Agency's financial performance. We regularly review actual income and expenditure against budget to form the basis of collective Agency Board decisions regarding the allocation and use of resource to ensure that the NISRA financial management target of avoiding overspend and managing underspend within a tolerance of 2.5% is met.

Detailed monthly financial management reports are prepared for the agency budget holders and monthly summary financial reports are prepared for the departmental board. In addition a financial report is prepared for the regular meetings of the Agency Board.

This enables management to monitor the financial position of the Agency and to assess the extent to which any corrective action may be required to address the Agency's financial position.

Risk and Control Framework

Risk management within NISRA continues to be an integral part of our business planning process. This includes identification of risk, assignment of ownership, presentation of the risk, mitigation, management, evaluation and review.

The Corporate Risk Register is an integral part of NISRA Risk Management policy and approach. The Risk Register records the status of each high level risk and the actions being taken to address the risk.

The Corporate Risk Register is regularly reported to and monitored by the Agency Board and NISRA Audit and Risk Committee. The Audit and Risk Committee is chaired by one of its three independent members and functions in accordance with best practice contained in the HM Treasury Audit Committee Handbook.

The Agency Board ensures that risk management and internal control are regularly reviewed and reported on in the following manner:

- All business areas use pre-determined weightings and a standardised approach to risk assessment;
- Key risks identified at Agency level are documented on Risk Registers and are reviewed on a formal basis by the Agency Board at least three times during the course of a year;
- NISRA Audit and Risk Committee formally reviews risks and controls on a regular basis;
- The Audit and Risk Committee assess the continued appropriateness of the respective risks and the means through which they are managed. The need to add, delete, delegate or promote risks is also determined in order to reflect the current business environment;
- Heads of Branches complete stewardship statements at the end of each financial year. Mid-year reports are the vehicle for ensuring the continued maintenance of Risk Registers during the year;
- As Chief Executive, I provide the Committee with a mid-year and end-year Stewardship Statement;

- The Agency adheres to the department's 'Whistle Blowing' policy; and
- The Management Board receives periodic reports concerning internal control. The appropriate steps have been taken to manage risks in significant areas of responsibility and to monitor progress reports on key projects.

The main risks associated with NISRA are not achieving the Ministerial Targets noted on page 9 to this report and the targets outlined in the NISRA Balanced Scorecard on pages 10 to 20.

All Ministerial Targets for 2014/15 have been achieved and have been validated by DFP Internal Audit. The Agency performance against Balanced Scorecard targets are published on pages 10 to 20 of this report.

Agency Performance

The NISRA Business Plan 2014–15 sets out the targets and objectives for the year against which performance is reported and monitored. Progress is reported to the Agency Board as part of the Corporate Performance Report which gives details of actual results against the targets and a narrative on the actions taken to deliver the expected outcomes. These include NISRA performance in respect of Ministerial Targets, Chief Executive Targets, Risk Management, Human Resources and sickness absence levels, financial management and information management.

As part of the Corporate Performance Reports, the Management Board receive, thoroughly reviews and seeks improvement to information on key Agency statistics. These include NISRA performance in respect of Ministerial Targets, Chief Executive Targets, Risk Management, Human Resources and sickness absence levels, financial management and information management.

Accounting Officer

DFP has designated the Chief Executive as the Accounting Officer for NISRA. The responsibilities of an Accounting Officer, include responsibility for the propriety and regularity of the public finances for which an Accounting Officer is answerable, the keeping of proper records and for safeguarding NISRA assets as set out in the Accounting Officer's Memorandum issued by DFP and published in Managing Public Money in Northern Ireland (MPMNI).

As the Accounting Officer, I have responsibility for maintaining a sound system of internal control that supports the achievement of Agency policies, aims and objectives set by the Minister of DFP, whilst safeguarding the public funds and Agency's assets for which he is responsible in accordance with the responsibilities assigned to him by MPMNI.

At the beginning of the financial year, I delegated responsibility to each of the Heads of Branches for management of budgets within their respective business areas. I receive assurances twice yearly from each Director on risk management, governance, financial management and delegations within their respective areas of responsibility in the format of stewardship statements. Key issues emanating from these statements are reflected in this Governance Statement.

I also chair the NISRA Agency Board which met on 3 occasions in 2014–15. The Agency Board operates in compliance with 'Corporate Governance in Central Government Departments: Code of Good Practice' and directs the strategic management of NISRA by reviewing its strategic options and setting its corporate direction. The Agency Board considered the information received to be satisfactory for purpose.

The Agency maintains a Register of significant interests held by Board members which may conflict with their management responsibilities. Board members are requested on an annual basis to confirm that they have no such interests, or make a declaration of interests that may be considered to create a potential conflict of interest with their management responsibilities. No such interests have been declared by members of the Agency Board for the year ended 31 March 2015.

In response to a request from the Departmental Permanent Secretary, the Agency has obtained declarations of interest from all DFP based Agency staff at DP to Grade 7. No interests have been declared which the Agency consider to represent a potential conflict of interest.

The Agency Board also considered and reviewed NISRA risks as detailed in the NISRA Corporate Risk Register.

NISRA Audit and Risk Committee supports the Accounting Officer and the Agency Board on issues of risk, control and governance. In addition the Audit and Risk Committee provides assurance and advice to the Accounting Officer on the adequacy of both internal and external audit coverage. The Audit and Risk Committee met on three occasions in 2014–15.

No Ministerial Directions were received by NISRA during 2014–15.

Level of Assurance

The Accounting Officer has responsibility for ensuring that a robust risk management system is in place, so that risks faced by NISRA are identified and managed accordingly. I am also responsible for reviewing the effectiveness of the system of internal control. The review is informed by the work of DFP's

Internal Audit and Departmental Board members who have responsibility for ensuring that the controls and actions recommended are implemented.

The Department's Internal Audit has carried out an extensive programme of reporting during 2014–15. These reports provide an objective and widespread assessment of the systems of internal control in operation across the Agency, together with prioritised recommendations to strengthen controls and implement further improvements.

In his Annual Assurance Report, the Head of Internal Audit provides NISRA with a satisfactory level of assurance.

The Agency maintains Information Risk Registers in each Business Area which are linked into the Departmental Risk Register and provide the Departmental Board and the Senior Information Risk Owner (SIRO) with an oversight of corporate and operational information risks.

NISRA has achieved 'Level 2 compliance' within the HMG Information Assurance Maturity Model and Assessment Framework and Security Policy Framework.

As described on page 44 'Official Statistics Issues', NISRA is committed to complying with the principles of the UK Statistics Authority's Code of Practice and its statistical output is monitored and assessed by the UK Statistics Authority. During the year a number of NISRA's National Statistics and some of its Official Statistics products were assessed for compliance with the Code of Practice, and all of those where an outcome was declared were successfully accredited/reaccredited as National Statistics. No outputs have failed to achieve National Statistics designation.

Fraud Prevention and Assurance

NISRA takes a zero tolerance approach to fraud and will report instances of fraud to the PSNI. The Agency complies with the DFP Anti-Fraud Policy that sets out staff responsibilities with regard to the prevention of fraud.

Whistle blowing arrangements are in place and can be used to raise concerns about alleged impropriety, wrong doing, corruption, fraud or malpractice.

The Agency has not recorded any instances of suspected or actual fraud during the year.

Significant Internal Control Problems

During the year DFP Internal Audit carried out an audit of the Corporate Services Finance Branch within the Agency and issued a draft report on 14 April 2015 which gave a draft limited assurance opinion. Issues referred to in this draft report have been responded to by management and will involve further discussions with Internal Audit.

Management consider that there are no significant internal control issues within the Agency.

DFP Internal audit conducted a validation exercise of the Ministerial Targets for 2014/15 and completed four follow-up audits during the year.

The Ministerial Targets for 2014/15 had been achieved by the Agency and reported accurately. All four follow-up audits reported a 'satisfactory' opinion.

Internal Audit were satisfied that management had made significant efforts towards implementation of all recommendations and issued a satisfactory opinion for the year.

Review of Effectiveness

As Accounting Officer, I have responsibility for reviewing the effectiveness of the Governance procedures within the Agency. My review of the effectiveness of the Governance and of the system of internal control is informed by the work of the internal auditors and the executive managers within the Agency who have responsibility for the development and maintenance of the internal control framework, and comments made by the external auditors in their 'Report to those charged with Governance' and other reports. I have been advised on the implications, of the result of this review of the effectiveness of the system of internal control by the Senior Management Group and the Audit and Risk Committee and a plan to address weaknesses and ensure continuous improvement of the system is in place.

I consider the information presented to the Agency Board in the Corporate Performance report to be of a high quality, accurate and relevant to the internal control systems within the Agency and that the Agency has complied with the Corporate Governance in Central Government Departments: Code of Good Practice (NI) 2013 in all respects.

Conclusion

Taking into account all of the arrangements set out in this Governance Statement, I am satisfied that NISRA has an effective governance structure in place and has satisfactory systems of internal control which have operated effectively throughout 2014/15.



T.N. CAVEN (Dr)

Accounting Officer, Registrar General and Chief Executive
26 June 2015

NORTHERN IRELAND STATISTICS AND RESEARCH AGENCY

THE CERTIFICATE AND REPORT OF THE COMPTROLLER AND AUDITOR GENERAL TO THE NORTHERN IRELAND ASSEMBLY

I certify that I have audited the financial statements of the Northern Ireland Statistics and Research Agency (NISRA) for the year ended 31 March 2015 under the Government Resources and Accounts Act (Northern Ireland) 2001. These comprise the Statements of Comprehensive Net Expenditure, Financial Position, Cash Flows, Changes in Taxpayers' Equity and the related notes. These financial statements have been prepared under the accounting policies set out within them. I have also audited the information in the Remuneration Report that is described in that report as having been audited.

Respective responsibilities of the Chief Executive and auditor

As explained more fully in the Statement of Accounting Officer's Responsibilities, the Chief Executive as Accounting Officer is responsible for the preparation of the financial statements and for being satisfied that they give a true and fair view. My responsibility is to audit, certify and report on the financial statements in accordance with the Government Resources and Accounts Act (Northern Ireland) 2001. I conducted my audit in accordance with International Standards on Auditing (UK and Ireland). Those standards require me and my staff to comply with the Auditing Practices Board's Ethical Standards for Auditors.

Scope of the audit of the financial statements

An audit involves obtaining evidence about the amounts and disclosures in the financial statements sufficient to give reasonable assurance that the financial statements are free from material misstatement, whether caused by fraud or error. This includes an assessment of: whether the accounting policies are appropriate to NISRA's circumstances and have been consistently applied and adequately disclosed; the reasonableness of significant accounting estimates made by NISRA; and the overall presentation of the financial statements. In addition I read all the financial and non-financial information in the Annual Report to identify material inconsistencies with the audited financial statements and to identify any information that is apparently materially incorrect based on, or materially inconsistent with, the knowledge acquired by me in the course of performing the audit. If I become aware of any apparent material misstatements or inconsistencies I consider the implications for my certificate.

I am required to obtain evidence sufficient to give reasonable assurance that the expenditure and income recorded in the financial statements have been applied to the purposes intended by the Assembly and the financial transactions recorded in the financial statements conform to the authorities which govern them.

Opinion on regularity

In my opinion, in all material respects the expenditure and income recorded in the financial statements have been applied to the purposes intended by the Assembly and the financial transactions recorded in the financial statements conform to the authorities which govern them.

Opinion on financial statements

In my opinion:

- the financial statements give a true and fair view of the state of NISRA's affairs as at 31 March 2015 and of the net operating cost, cash flows and changes in taxpayers' equity for the year then ended; and
- the financial statements have been properly prepared in accordance with the Government Resources and Accounts Act (Northern Ireland) 2001 and Department of Finance and Personnel directions issued thereunder.

Opinion on other matters

In my opinion:

- the part of the Remuneration Report to be audited has been properly prepared in accordance with Department of Finance and Personnel directions made under the Government Resources and Accounts Act (Northern Ireland) 2001; and
- the information given in the Directors' Report and Strategic Report for the financial year for which the financial statements are prepared is consistent with the financial statements.


Matters on which I report by exception

I have nothing to report in respect of the following matters which I report to you if, in my opinion:

- adequate accounting records have not been kept; or
- the financial statements and the part of the Remuneration Report to be audited are not in agreement with the accounting records; or
- I have not received all of the information and explanations I require for my audit; or
- the Governance Statement does not reflect compliance with Department of Finance and Personnel's guidance.

Report

I have no observations to make on these financial statements.



KJ Donnelly

Comptroller and Auditor General
Northern Ireland Audit Office
106 University Street
Belfast
BT7 1EU

30 June 2015

STATEMENT OF COMPREHENSIVE NET EXPENDITURE

For the Year Ended 31 March 2015

		£000	£000	2014-15	2013-14
	Note	Staff Costs	Other Costs	£000 Income	£000
Programme Costs:					
Staff costs	4	19,893			18,715
Programme costs	5		7,503		7,035
Income	6			(16,585)	(14,833)
Totals		19,893	7,503	(16,585)	10,917
Net Operating Cost				10,811	10,917

Other Comprehensive Expenditure

	2014-15	2013-14
	£000	£000
Net (gain)/loss on revaluation of Property, Plant and Equipment	-	-
Net (gain)/loss on revaluation of Intangibles	(56)	(89)
Total Comprehensive Expenditure for the year ended 31 March 2014	10,755	10,828

The notes on pages 87 to 104 form part of these accounts.

STATEMENT OF FINANCIAL POSITION

As at 31 March 2015

	Note	2015 £000	2014 £000
Non-current assets:			
Property, plant and equipment	7	544	240
Intangible assets	8	3,709	3,558
Total non-current assets		4,253	3,798
Current assets:			
Trade and other receivables	9	4,810	4,018
Cash and cash equivalents	10	257	210
Total current assets		5,067	4,228
Total Assets		9,320	8,026
Current liabilities:			
Trade and other payables	11	(1,887)	(1,527)
Provisions	12	(14)	-
Total current liabilities		(1,901)	(1,527)
Non-current assets plus net current assets		7,419	6,499
Non current liabilities:			
Provisions	12	-	-
Total non-current liabilities		-	-
Assets less liabilities		7,419	6,499
Taxpayers' equity:			
General fund		6,969	5,929
Revaluation reserve		450	570
Total taxpayers' equity		7,419	6,499

T.N. Caven

T.N. CAVEN (Dr)

Accounting Officer, Registrar General and Chief Executive
26 June 2015

The notes on pages 87 to 104 form part of these accounts.

STATEMENT OF CASH FLOWS

For the Year ended 31 March 2015

	Note	2014-15 £000	2013-14 £000
Cash flows from operating activities			
Net operating cost		(10,811)	(10,917)
Adjustments for non-cash transactions:			
(Increase)/Decrease in trade receivables and other current assets	9	(792)	(129)
(Increase)/Decrease in trade payables and other current liabilities	11	374	(134)
Notional costs	5	2,544	2,316
Depreciation	7	129	175
Amortisation	8	611	598
Indexation of property, plant and equipment	7,8	-	-
Loss on disposal of assets		2	6
Revaluation of property, plant and equipment	7	20	-
Net cash outflow from operating activities		(7,923)	(8,085)
Cash flows from investing activities			
Purchase of property, plant and equipment	7	(435)	(1)
Purchase of intangibles assets	8	(726)	(141)
Net cash outflow from investing activities		(1,161)	(142)
Cash flows from financing activities			
Gross Grant from DFP resource account		26,083	22,526
Accruing Resources applied		(16,952)	(14,245)
Net financing		9,131	8,281
Net increase/(decrease) in cash and cash equivalents in the period	10	47	54
Cash and cash equivalents at the beginning of the period	10	210	156
Cash and cash equivalent at the end of the period	10	257	210

The notes on pages 87 to 104 form part of these accounts.

STATEMENT OF CHANGES IN TAXPAYERS' EQUITY

For the Year ended 31 March 2015

	General Fund £000	Revaluation Reserve £000	Restated Total Reserves £000
Balance at 1 April 2013	6,066	664	6,730
Funding from parent	8,281	-	8,281
Comprehensive Expenditure for the year	(10,917)	89	(10,828)
Non-cash charges	2,306	-	2,306
Auditors remuneration	10	-	10
Transfer between reserves	183	(183)	-
Balance at 31 March 2014	<u>5,929</u>	<u>570</u>	<u>6,499</u>

Balance at 1 April 2014	5,929	570	6,499
Funding from parent	9,151	-	
Assets transferred	(20)		
Net financing	9,131		9,131
Comprehensive Expenditure for the year	(10,811)	56	(10,755)
Non-cash charges	2,534	-	2,534
Auditors remuneration	10	-	10
Transfer between reserves	176	(176)	-
Balance at 31 March 2014	<u>6,969</u>	<u>450</u>	<u>7,419</u>

The notes on pages 87 to 104 form part of these accounts.

NOTES TO ACCOUNTS

1. Statement of Accounting Policies

These financial statements have been prepared in accordance with the 2014/15 Government Financial Reporting Manual (FReM) issued by the Department of Finance and Personnel. The accounting policies contained in FReM apply International Financial Reporting Standards (IFRS) as adapted or interpreted for the public sector context. Where the FReM permits a choice of accounting policy, the accounting policy that has been judged to be the most appropriate to the particular circumstances of the Agency for the purpose of giving a true and fair view has been selected. The particular policies adopted by the Agency for 2014/15 are described below. They have been applied consistently in dealing with items that are considered material in relation to the Accounts.

The IASB have issued new and amended standards (IFRS 10, IFRS 11 & IFRS 12) that affect the consolidation and reporting of subsidiaries, associates and joint ventures. These standards have an effective date of January 2013, but have not yet been EU adopted. The application of these IFRS changes is subject to further review by Treasury and the other Relevant Authorities before due process consultation.

Accounting boundary IFRS' are currently adapted in the FReM so that the Westminster departmental accounting boundary is based on ONS control criteria, as designated by Treasury. A review of the NI financial process is currently under discussion with the Executive, which will bring NI departments under the same adaptation. Should this go ahead, the impact on departments is expected to focus around the disclosure requirements under

IFRS12. The impact on the consolidated boundary of NDPB's and trading funds will be subject to review, in particular, where control could be determined to exist due to exposure to variable returns (IRFS 10), and where joint arrangements need reassessing.

1.1 Accounting Convention

The Accounts have been prepared under the historical cost convention, modified to account for the revaluation of property, plant and equipment and intangible assets.

1.2 Property, plant and equipment

The Agency's property, plant and equipment includes computer equipment, office machinery and fixtures and fittings which are capitalised at their cost of acquisition and installation and are revalued annually using appropriate indices compiled by the Office for National Statistics. The threshold for capitalisation, as an individual or grouped fixed asset, remains at £500 throughout the Department of Finance and Personnel for computer equipment with all other equipment at £1,000.

Where appropriate, surpluses and deficits on revaluation are taken to the revaluation reserve and permanent reductions in the value of non current assets are charged to the Statement of Comprehensive Net Expenditure

The Agency does not own the property it occupies, but incurs a notional accommodation charge which is included in the Statement of Comprehensive Net Expenditure.

1.3 Intangible assets

The Agency's intangible assets include computer software, internally and externally developed software, licences, bespoke systems, databases and a website, which are

capitalised at their cost of acquisition and installation and are revalued annually using appropriate indices compiled by the Office for National Statistics.

The threshold for capitalisation, as an individual or grouped fixed asset, remains at £500 throughout the Department of Finance and Personnel.

1.4 Depreciation/Amortisation

Depreciation/Amortisation is provided on a straight line basis in order to write-off the valuation, less estimated residual value, of non current assets over their estimates useful lives. The estimated useful lives, which are reviewed regularly, are:

Computer Equipment and Software	3-12 years
Office Equipment	5-10 years
Telecoms Equipment	5-10 years

Depreciation/ Amortisation, on assets under construction commences when the assets are ready for their intended use.

1.5 Operating Income

The Agency's income represents receipts from three main activities.

- The recovery of salary cost for Agency staff on loan outside DFP;
- Charges for statistics and research work carried out for customers; and
- Fees associated with the Registration Services.

All income is accruals based and accounted for against the financial year to which it relates.

1.6 Financial instruments

A financial instrument is defined as any contract that gives rise to a financial asset of one entity and a financial liability or equity instrument of another entity.

A financial instrument is recognised when, and only when, the entity becomes a party to the contractual provisions of the instrument. A previously recognised financial asset is derecognised when, and only when, either the contractual rights to the cash flows from that asset expire, or the entity transfers the asset such that the transfer qualified for derecognition. A financial liability is derecognised when, and only when, it is extinguished.

The Agency has financial instruments in the form of trade receivables and payables and cash and cash equivalents. In accordance with IAS 39 Financial Instruments: Recognition and Measurement trade receivables, cash and other receivables are classified as 'loans and receivables'. Loans and receivables are initially measured at fair value and are subsequently measured at amortised cost using the effective interest method less any impairment.

The Agency assesses at each reporting date whether there is any objective evidence that a financial asset or group of financial assets classified as loans and receivables is impaired. Based on historic experience receivables that are past due beyond 361 days are generally not recoverable.

The Agency measures the amount of the loss as the difference between the carrying amount of the asset and the present value of estimated future cash flows from the asset discounted at the effective interest rate of the instrument at initial recognition.

Impairment losses are assessed individually for financial assets that are individually significant and individually or collectively for assets that are not individually significant. In making collective assessment of impairment, financial assets are grouped into portfolios on the basis of similar risk characteristics. Future cash flows from these portfolios are estimated

on the basis of the contractual cash flows and historical loss experience for assets with similar risk characteristics.

Impairment losses are recognised in the Statement of Comprehensive Net Expenditure and the carrying amount of the financial asset or group of financial assets reduced by establishing an allowance for impairment losses. If in a subsequent period the amount of the impairment loss reduces and the reduction can be ascribed to an event after the impairment was recognised, the previously recognised loss is reversed by adjusting the allowance.

When a financial asset is deemed unrecoverable the amount of the asset is reduced directly and the impairment loss is recognised in the Statement of Comprehensive Net Expenditure to the extent that a provision was not previously recognised.

Financial liabilities are initially measured at fair value, net of transaction costs. They are subsequently measured at amortised cost using the effective interest method.

1.7 Value Added Tax

All income and expenditure is stated exclusive of VAT which is recoverable on a Departmental basis.

1.8 Programme Expenditure

From 1 April 2011, all of NISRA expenditure was reclassified into Programme expenditure to make NISRA comparable with DFP's other agency.

1.9 Pensions

Past and present employees are covered by the provisions of the Principal Civil

Service Pension Scheme (Northern Ireland) [PCSPS(NI)]. The defined benefit scheme is unfunded and is non-contributory except in respect of dependants' benefits. The Agency recognises the expected cost of these elements on a systematic and rational basis over the period during which it benefits from employees' services by payment to the PCSPS(NI) of amounts calculated on an accruing basis. Liability for payment of future benefits is a charge on the PCSPS(NI). In respect of the defined contribution scheme, the Agency recognises the contributions payable for the year.

1.10 Contingent Liabilities

In addition to contingent liabilities disclosed in accordance with IAS 37, the Agency discloses for assembly reporting and accountability purposes certain statutory and non-statutory contingent liabilities where the likelihood of a transfer of economic benefit is remote, but which have been reported to the Assembly in accordance with the requirements of Managing Public Money Northern Ireland.

Where the time value of money is material, contingent liabilities which are required to be disclosed under IAS 37 are stated at discounted amounts and the amount reported to the Assembly separately noted. Contingent liabilities that are not required to be disclosed by IAS 37 are stated at the amounts reported to the Assembly.

1.11 Employee Benefits

Under IAS 19 Employee Benefits legislation, all staff costs must be recorded as an expense as soon as the organisation is obligated to pay them. This includes the cost of any untaken leave as at the year end. The cost of untaken leave has been determined using the data from leave records.

1.12 Provisions

The Agency provides for legal or constructive obligations, which are of uncertain timing or amount at the reporting date on the basis of the best estimate of the expenditure required to settle the obligation. These relate to the settlement of equal pay claims, other potential legal actions and provision for future liabilities in respect of contracts. Where the effect of the time value of money is significant the estimated risk-adjusted cash flows are discounted using the real rate set by HM Treasury (currently 3.5 per cent).

2. Statement of Operating Costs by Operating Segments

	General Register Office £000	Central Survey Unit £000	Other £000	2014-15 Total £000	2013-14 Total £000
Gross Expenditure	4,721	4,375	18,300	27,396	25,750
Income	(2,947)	(2,738)	(10,900)	(16,585)	(14,833)
Net Expenditure	<u>1,774</u>	<u>1,637</u>	<u>7,400</u>	<u>10,811</u>	<u>10,917</u>
Total Assets	1,041	285	7,994	9,320	8,026
Total Liabilities	(545)	(212)	(1,144)	(1,901)	(1,527)
Net Assets	<u>496</u>	<u>73</u>	<u>6,850</u>	<u>7,419</u>	<u>6,499</u>

Segments have been selected based on their distinct areas.

GRO

Consists of the unit that manages all public births, deaths and marriage records and the District Councils that manage this locally.

CSU

Consists of the survey unit that would be the largest income generating unit in NISRA that carries out work for all of the NICS and other public bodies.

Other

Covers all the other statistical research activities and the outposted and seconded staff.

3. Analysis of Business Attracting Fees and Charges

General Register Office

In setting fees for certificates, the General Register Office (GRO) aims to recover 100% of costs directly attributable to the estimated volumes of produced certificates. In 2014/15, GRO estimated that it would recover £2,929k (2013/14: £2,393k) from the supply of certificates. The actual cost recovery for the year was £2,951k (2013/14: £2,500k).

Central Survey Unit

In 2014/15 the Central Survey Unit (CSU) estimated that it would recover £2,760k (2013/14: £3,000k) from carrying out surveys on behalf of government departments and non departmental public bodies. The actual cost recovery for the year was £2,738k (2013/14: £2,920k). The information provided in the table below is for fees and charges purposes, not for IFRS 8.

	Income £000	Full Cost £000	2014-15 Surplus/ (deficit) £000	2013-14 Surplus/ (deficit) £000
Recovery of staff costs for staff outside DFP	(9,147)	8,923	224	(315)
Statistics and Research work carried out by CSU	(2,738)	2,827	(89)	1,374
Registration Services	(2,946)	2,676	270	(711)
	(14,831)	14,426	405	348

The above figures represent services where the full cost of the service is in excess of £1m. For Registration Services, the Statutory Provision is as noted in Article 7 to the Births and Deaths Registration (NI) Order 1976. For other services, NISRA's financial objective was to recover the total cost of those activities for which DFP funding was not provided. This objective was met.

4. Staff numbers and related costs

4.1 Staff Costs

Staff costs comprise:

	£000	£000	2014-15 £000	2013-14 £000
	Permanently employed staff	Others	Total	Total
Wages and salaries	14,219	1,783	16,002	15,162
Social Security costs	1,057	60	1,117	994
Other pension costs	2,774	-	2,774	2,559
Sub Total	18,050	1,843	19,893	18,715
Less recoveries in respect of outward secondments	(9,147)	-	(9,147)	(8,276)
Total net costs	8,903	1,843	10,746	10,439

4.2 Pensions

The Principal Civil Service Pension Scheme (Northern Ireland) [PCSPS(NI)] is an unfunded multi-employer defined benefit scheme but NISRA is unable to identify its share of the underlying assets and liabilities. The most up to date actuarial valuation was carried out as at 31 March 2012. This valuation is then reviewed by the Scheme Actuary and updated to reflect current conditions and rolled forward to the reporting date of the DFP Superannuation and Other Allowances Resource Accounts as at 31 March 2015.

For 2014/15, employers' contributions of £2,774k were payable to the PCSPS(NI) (2013/14 £2,559k) at one of four rates in the range 18% to 25% of pensionable pay, based on salary bands. The scheme's Actuary reviews employer contributions every four years following a full scheme valuation. A new scheme funding valuation based on data as at 31 March 2012 was completed by the Actuary during 2014/15. This valuation was used to determine employer contribution rates for the introduction of a new career average earning scheme from April 2015. From 2015/16, the rates will range from 20.8% to 26.3%. The contribution rates are set to meet the cost of the benefits accruing during 2014/15 to be paid when the member retires, and not the benefits paid during this period to existing pensioners.

Employees can opt to open a partnership pension account, a stakeholder pension with an employer contribution. Employers' contributions of £6,908 (2013/14 £6,485) were paid to one or more of the panel of three appointed stakeholder pension providers. Employer contributions are age-related and range from 3% to 12.5% (2013/14 3% to 12.5%) of pensionable pay. Employers also match employee contributions up to 3% of pensionable pay. In addition, employer contributions of £660, 0.8% (2013/14 £712, 0.8%) of pensionable pay, were payable to the PCSPS(NI) to cover the cost of the future provision of lump sum benefits on death in service and ill health retirement of these employees.

4.3 Average number of persons employed

The average number of whole-time equivalent persons employed during the year was as follows.

Number	Permanent staff	Others	2014-15	2013-14
			Total	Total
Directly employed including Senior Management	456	14	470	-
Other	-	72	72	65
Total	456	86	542	-

4.4 III- Health Retirement

The Agency meets the additional costs of benefits beyond the normal PCSPS(NI) benefits in respect of employees who retire early by paying the required amounts annually to the PCSPS(NI) over the period between the early departure and the normal retirement date. The Agency provides for this in full when the early retirement programme becomes binding by establishing a provision for the estimated payments discounted by the Treasury discount rate of 3.5 per cent in real terms.

There were no early retirements or compulsory redundancies in 2014/15.

5. Programme Costs

	2014-15 £000	13-14 £000
General Administrative Expenses	1,065	1,126
Computer Charges	822	547
District Registration Office's costs	2,332	2,273
Depreciation	129	175
Amortisation	611	598
Notional costs (services provided by parent department)		
Accommodation	802	788
IT Assist	694	662
Finance	362	180
HR	510	468
DFP Corporate services	144	167
Other Notional costs		
DRD – Statistics branch costs	2	41
NIAO – Auditors' remuneration and expenses	10	10
Total	<u>7,503</u>	<u>7,035</u>

Notional costs relate to services received for which no actual payment is made. They are included in the Accounts so as to reflect the full economic cost of provision.

During the year, the Agency purchased no non audit services from its auditors, The Northern Ireland Audit Office or its subcontractors.

6. Income

The Agency charges for a variety of services provided to customers. The largest component is the recovery of salary costs for statistical staff on loan to departments and agencies outside DFP.

	2014-15 £000	2013-14 £000
Income		
Statistics and Research services provided by NISRA	4,491	4,057
Income for Outposted staff	9,147	8,276
Registration services provided by the General Register Office	1,383	1,172
Registration services provided by the District Registration Offices	1,564	1,328
Total	<u>16,585</u>	<u>14,833</u>

The above Statistics and Research services income includes £60,500 (2013/14: £60,500) from the Public Health Authority (PHA).

7. Property, plant and equipment

2014-15	Information Technology £000	Plant & Machinery £000	Furniture & Fittings £000	Total £000
Cost or valuation				
At 1 April 2014	834	77	2	913
Additions	387	48	-	435
Disposals	(54)	(20)	-	(74)
Indexation	-	1	-	1
At 31 March 2015	1,167	106	2	1,275
Depreciation				
At 1 April 2014	601	71	1	673
Charge for year	125	4	-	129
Disposals	(54)	(18)	-	(72)
Indexation	-	1	-	1
At 31 March 2015	672	58	1	544
Carrying amount at 31 March 2015	495	48	1	544
Asset financing:				
Owned	495	48	1	544
Net book value at 31 March 2015	495	48	1	544

Property, plant and equipment (continued)

2013-14	Information Technology £000	Plant & Machinery £000	Furniture & Fittings £000	Total £000
Cost or valuation				
At 1 April 2013	1,184	76	2	1,262
Additions	1	-	-	1
Disposals	(349)	-	-	(349)
Indexation	(2)	1	-	(1)
At 31 March 2014	834	77	2	913
Depreciation				
At 1 April 2013	778	63	1	842
Charge for year	168	7	-	175
Disposals	(343)	-	-	(343)
Indexation	(2)	1	-	(1)
At 31 March 2014	601	71	1	673
Carrying amount at 31 March 2014	233	6	1	240
Carrying amount at 31 March 2013	406	13	1	420

Note - The Agency does not hold any Land and Buildings. Information Technology and Plant & Machinery were revalued using indices supplied by the Office for National Statistics. Furniture and fittings were not revalued as considered immaterial.

8. Intangible assets

Intangible assets comprise bespoke systems and software licenses (see note 1.3).

2014-15

	Licences £000	Internally Developed Software and Website £000	Externally Developed Software £000	Total £000
Cost or valuation				
At 1 April 2014	20	4,799	1,492	6,311
Additions	137	-	589	726
Transfers	-	-	(22)	(22)
Reclassifications	22	-	(22)	-
Indexation	2	66	31	99
At 31 March 2015	181	4,865	2,068	7,114
Amortisation				
At 1 April 2014	12	2,314	427	2,753
Charged in year	7	368	236	611
Transfers	-	-	(2)	(2)
Reclassifications	3	-	(3)	-
Indexation amortisation	-	32	11	43
At 31 March 2015	22	2,714	669	3,405
Carrying amount at 31 March 2015	159	2,151	1,399	3,709

2013/14

Cost or valuation				
At 1 April 2013	19	4,688	1,316	6,023
Additions	-	-	141	141
Indexation	1	111	35	147
At 31 March 2014	20	4,799	1,492	6,311
Amortisation				
At 1 April 2013	6	1,872	219	2,097
Charged in year	6	395	197	598
Indexation amortisation	-	47	11	58
At 31 March 2014	12	2,314	427	2,753
Carrying amount at 31 March 2014	8	2,485	1,065	3,558

9. Trade receivables and other current assets

	2014-15 £000	2013-14 £000
Amounts receivable due within one year:		
Trade receivables	1,488	1,858
Prepayments and accrued income	3,322	2,160
	4,810	4,018

There are no amounts receivable after more than one year

9.1 Intra Governmental Balances

	2014-15 £000	2013-14 £000
Balances with other Central Government bodies	3,727	2,921
Balance with Local Authorities	408	410
Sub total : Intra Government balances	4,135	3,331
Balances with bodies external to Government	675	687
Total	4,810	4,018

10. Cash and Cash Equivalents

	2014-15 £000	2013-14 £000
Balance at 1 April 2014	210	156
Net change in cash and cash equivalent balances	47	54
Balance at 31 March 2015	257	210
The following balances at 31 March were held at:		
Commercial banks and cash in hand	257	210

11. Trade payables and other current liabilities

	2014-15 £000	2013-14 £000
Amounts falling due within one year:		
Accruals	1,887	1,527
	<u>1,887</u>	<u>1,527</u>

There are no amounts falling due after more than one year.

11.1 Intra governmental balances held:

	2014-15 £000	2013-14 £000
Balances with other Central Government Bodies	163	38
Balance with Local Authorities	533	534
Sub total : Intra Government balances	696	572
Balances with bodies external to Government	1,191	955
Total	<u>1,887</u>	<u>1,527</u>

12. Provisions for liabilities and charges

2014-15	Early departure costs £000	Other £000	Total £000
Balances at 1 April 2014	-	-	-
Provided in year	14	-	14
Balance at 31 March 2015	<u>14</u>	<u>-</u>	<u>14</u>

13. Capital commitments

Contracted capital commitments at 31 March 2015 not otherwise included in these accounts.

	2014-15 £000	2013-14 £000
Northern Ireland Registration Office System (NROS)	<u>2,410</u>	<u>-</u>

14. Commitment under leases

Operating leases

Total future minimum lease payments under operating leases are given in the table below for each of the following periods:

	2014-15 £000	2013-14 £000
Obligations under operating leases for the following periods comprise:		
Not later than one year	-	5
Later than one year and not later than five years	-	-
Later than five years	-	-
Total	-	5

15. Other Financial Commitments

The Agency has entered into non-cancellable contracts (which are not leases or PFI (and other service concession arrangement) contracts), for the RCM service and NIROS for the GRO and IBSS Support. The payments to which the Agency is committed are as follows.

	2014-15 £000	2013-14 £000
Contracted commitments at 31 March 2015 not otherwise included in these accounts:		
Not later than one year	912	854
Later than one year and not later than five years	2,485	1,062
Later than five years	2,039	-
Total	5,436	1,916

16. Financial instruments

IFRS 7 Financial Instruments: Disclosures requires disclosure that enables evaluation of the significance of financial instruments for the Agency's financial position and performance, the nature and extent of risks arising from financial instruments to which the Agency is exposed during the period and at the reporting date, and how the Agency manages those risks.

As a result of the nature of its activities and the way in which NISRA is financed, financial instruments play a more limited role in creating and managing risk than would apply to a non-public sector body. The majority of financial instruments relate to contracts to buy non-financial items in line with the Agency's expected purchase and usage requirements and the Agency is therefore exposed to little credit, liquidity or market risk.

Details of the significant accounting policies and methods adopted, including the criteria for recognition, the basis of measurement and the basis on which income and expenses are recognised, in respect of each class of financial asset and financial liability are disclosed in Note 1 "Accounting Policies".

Categories of financial instruments

The Agency's financial assets are classified as loans and receivables and comprise trade receivables and other current assets (Note 9) and cash and cash equivalents (Note 10). The Agency's financial liabilities comprise trade payables (Note 11). These financial assets and liabilities are held at cost which approximates to fair value because of their short maturities.

Cash and cash equivalents comprises cash and demand deposits with banks. As at 31 March 2015, the carrying value of cash at bank approximates its fair value due to its short term nature.

17. Contingent Liabilities

NISRA has no contingent liabilities at 31 March 2015.

The Northern Ireland Civil Service launched a Voluntary Exit Scheme (VES) across all departments on 2 March 2015. The closing date for applications was 27 March 2015. At the balance sheet date there is a possible obligation on the Agency which may give rise to a liability should any of the employees apply and be successful. It is not possible however to quantify what this potential liability may be at the balance sheet date.

18. Losses and special payments

During 2014/15 there were losses and special payments to the value of £403 which represented 16 cases. (2013/14: £3,902 which represented 16 cases).

19. Related party transactions

The Northern Ireland Statistics and Research Agency is an Executive Agency of the Department of Finance and Personnel.

The Department of Finance and Personnel is regarded as a related party with which the Agency has had various material transactions during the year.

The Agency has also had various material transactions with all the other Northern Ireland government departments and other central government bodies. Other central government departments have included:

Electoral Office for NI,
Health and Social Care Office, and
Health and Safety Executive for NI
HSC Business Services Organisation,
Illex-Urban Regeneration Company,
Invest NI,
Libraries NI,
NI Courts Service,
NI Policing Board,
Office for National Statistics,
Office of the Police Ombudsman for Northern Ireland,
Probation Board for Northern Ireland,
Public Prosecution Service for Northern Ireland,
Police Service of Northern Ireland,
Public Health Agency, and
Youth Justice Agency of Northern Ireland.

During the year, none of the board members, members of the key management staff or other related parties have undertaken any material transactions with the Agency.

20. Events Occurring After the Reporting Period

There were no events occurring after the Reporting Period that required disclosure.


The Accounting Officer authorised the accounts for issue on the same date as the C&AG certified his audit opinion.

Copies available from:

Northern Ireland Statistics & Research Agency (NISRA)
McAuley House, 2-14 Castle Street, Belfast BT1 1SA
<http://www.nisra.gov.uk>

Published and printed by DFP, Central Print Unit,
Craigantlet Buildings, Stoney Road, Belfast BT4 3SX
Tel: 028 9016 3397

ISBN 978-1-908820-58-7



9 781908 820587 >