

# Newry, Mourne & Down

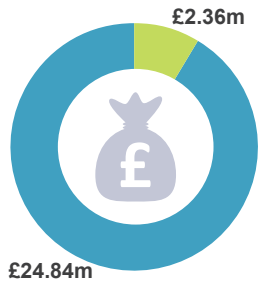
## Invest NI Support 2011-12 to 2015-16

Source: Invest NI

● Locally Owned Businesses

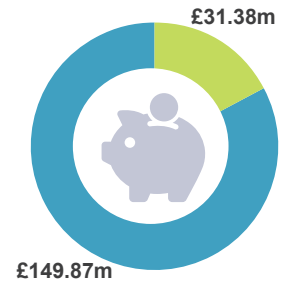
● Externally Owned Businesses

### <sup>1</sup>Total Support = £27.19m



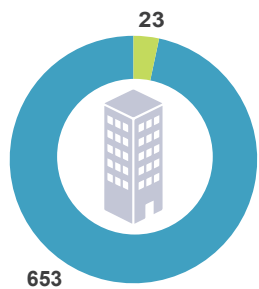
	£m		
2015-16	3.61	0.06	
2014-15	9.66	1.41	
2013-14	4.71	0.13	
2012-13	3.94	0.13	
2011-12	2.91	0.63	

### Total Investment = £181.25m



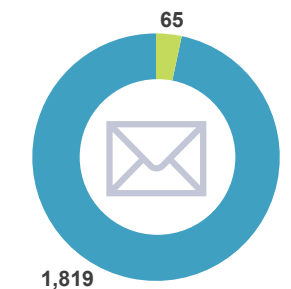
	£m		
2015-16	0.15	26.67	
2014-15	26.54	78.41	
2013-14	0.70	19.47	
2012-13	0.65	12.03	
2011-12	3.34	13.28	

### <sup>2</sup>No. of Businesses = 674



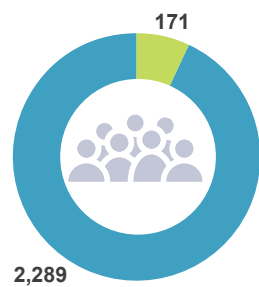
	#		
2015-16	169	4	
2014-15	219	9	
2013-14	237	7	
2012-13	212	9	
2011-12	208	12	

### Offers = 1,884



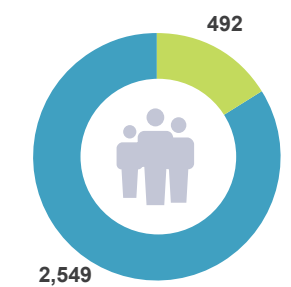
	#		
2015-16	6	272	
2014-15	17	382	
2013-14	12	433	
2012-13	12	355	
2011-12	18	377	

### <sup>3</sup>Jobs Promoted = 2,460



	#		
2015-16	329	0	
2014-15	833	120	
2013-14	557	8	
2012-13	210	12	
2011-12	360	31	

### <sup>3</sup>Jobs Created = 3,041



	#		
2015-16	16	197	
2014-15	14	691	
2013-14	0	423	
2012-13	453	326	
2011-12	9	913	

### Type of Support



- Jobs, £13.85m
- Innovation & Technology, £3.10m
- Developing Trade, £0.79m
- Skills, £1.67m
- R&D, £4.86m
- Other, £2.93m

### Notes

1. Does not include £1.21m of support to External Delivery Organisations or universities, which contributes towards £1.87m of investment, as this benefits businesses across all of NI.

2. Totals may not add as a business can be supported in more than one year and can move from local to externally-owned during the 5 year period.

3. Jobs Promoted are jobs that businesses plan to create in coming years. Jobs Created are already in place. It is not possible to directly compare the two.