

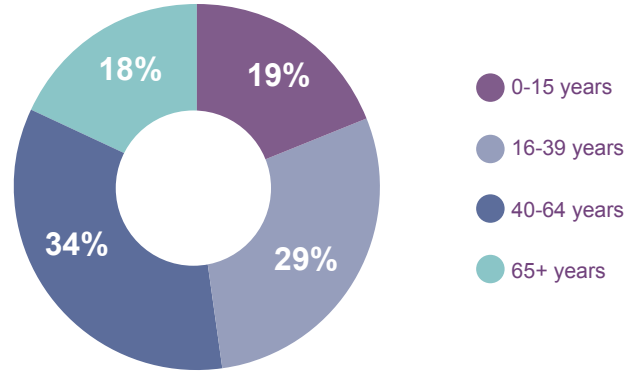
## Population (2014)

Total  
Population  
**136,642**



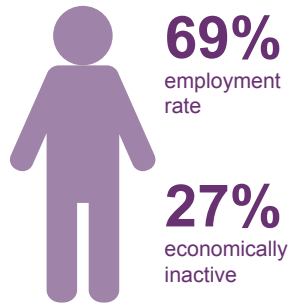
**7% of total  
NI population**

## Population by Age

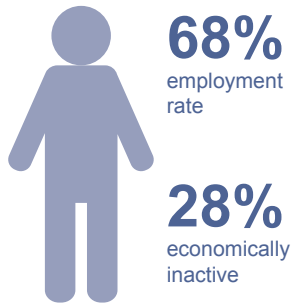


## Labour Market (2014)

Mid & East Antrim



Northern Ireland

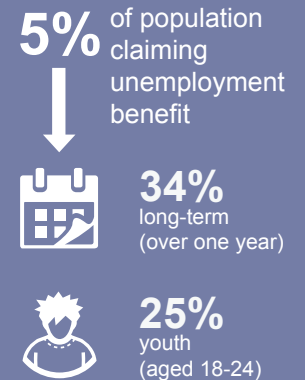


Labour market is composed of Economically Inactive and Economically Active (latter includes those in employment AND those seeking work)

Mid & East Antrim



Northern Ireland




## Jobs (2013)

**42,402** employee jobs\*



\*These figures do not include the self-employed or agricultural labour

## Public/Private Sector Employment



## Earnings (2014)

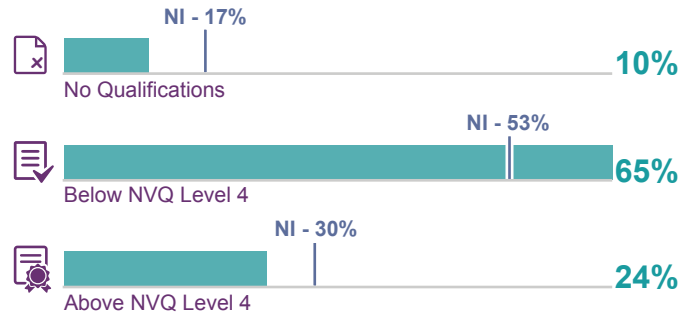


**£23,224** Mid & East Antrim

**£21,345** Northern Ireland

Median gross annual earnings by place of work for full-time private sector employees

## Qualifications (2014)



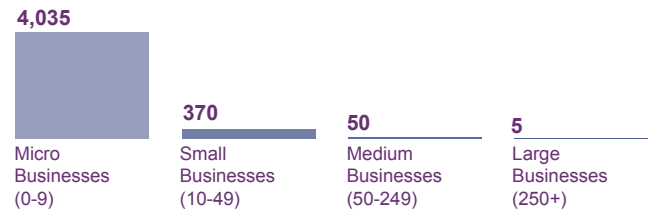
## Business Base (2014)

### Number of Registered Businesses



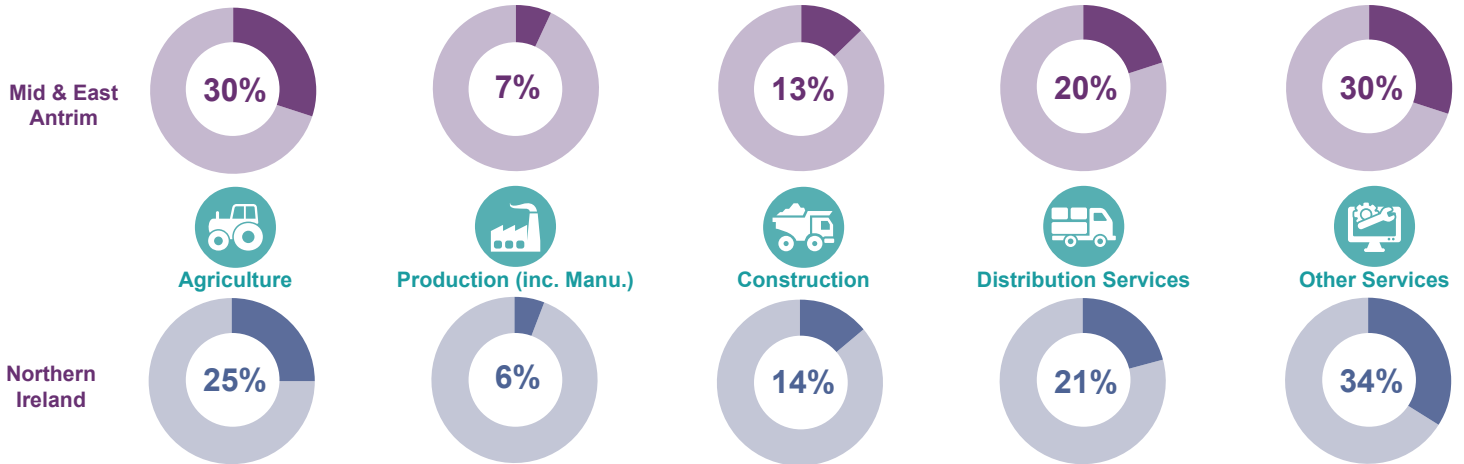
(This accounts for 7% of all the businesses in Northern Ireland)

### Businesses by Size

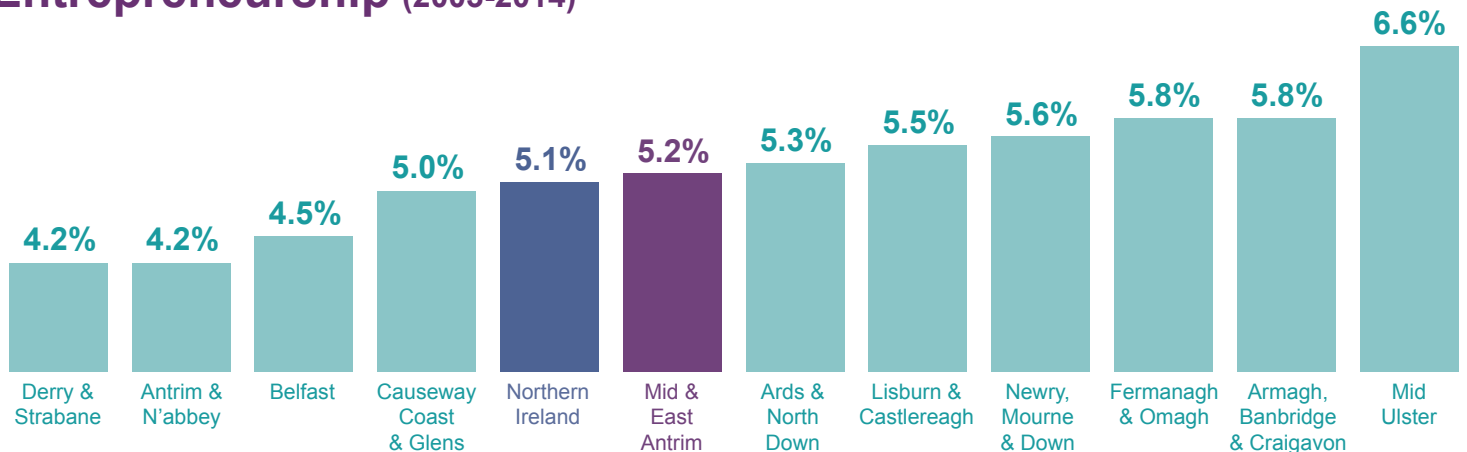


Sub-totals based on rounded data

### Businesses by Sector



## Entrepreneurship (2003-2014)



Based on the percentage of the population who have started or are in the process of starting a business

# Invest NI Support (2010-11 to 2014-15)

Support Provided by Invest NI

Total support = £34m

Business Investment Secured

Total investment = £210m



- Externally Owned Businesses
- Locally Owned Businesses

## Tourism

### Tourism Jobs (2013)



3,678 tourism jobs 

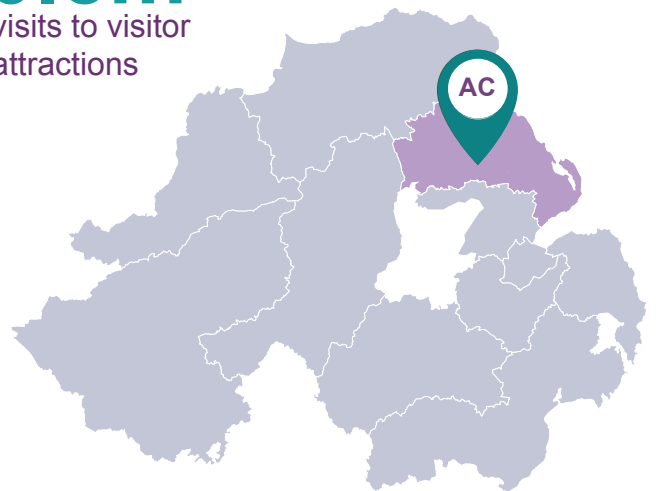
(8% of all jobs in Northern Ireland are within the tourist industry)

### Accommodation (2014)



### Visitor Attractions (2014)

0.5m visits to visitor attractions



The Arts Centre at the Braid was the most popular visitor attraction in 2014

Find out more about Tourism NI