

January 2016

Sources: NISRA, Invest NI and Global Entrepreneurship Monitor

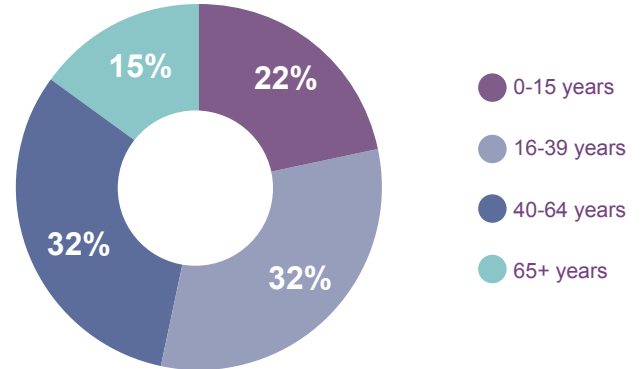
Population (2014)

Total
Population
205,711



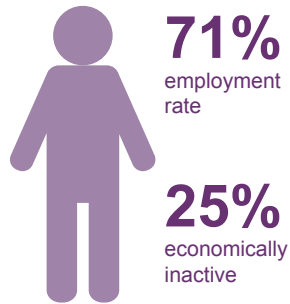
**11% of total
NI population**

Population by Age

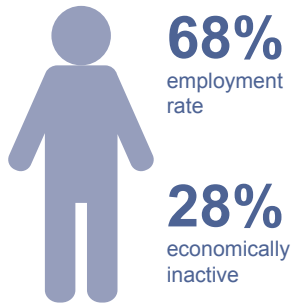


Labour Market (2014)

Armagh, Banbridge & Craigavon



Northern Ireland



Labour market is composed of Economically Inactive and Economically Active (latter includes those in employment AND those seeking work)

Armagh, Banbridge & Craigavon

4% of population claiming unemployment benefit

33% long-term (over one year)

25% youth (aged 18-24)

Northern Ireland

5% of population claiming unemployment benefit

34% long-term (over one year)

25% youth (aged 18-24)


Jobs (2013)

68,004 employee jobs*



*These figures do not include the self-employed or agricultural labour

Public/Private Sector Employment



Earnings (2014)

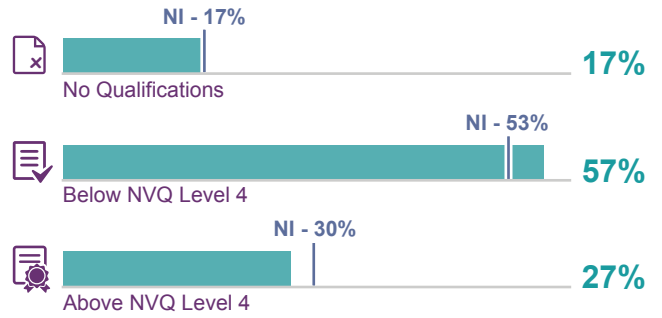


£19,000 Armagh, Banbridge & Craigavon

£21,345 Northern Ireland

Median gross annual earnings by place of work for full-time private sector employees

Qualifications (2014)



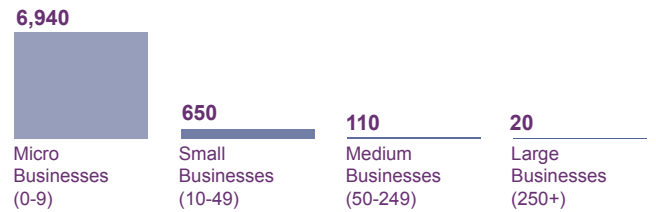
Business Base (2014)

Number of Registered Businesses



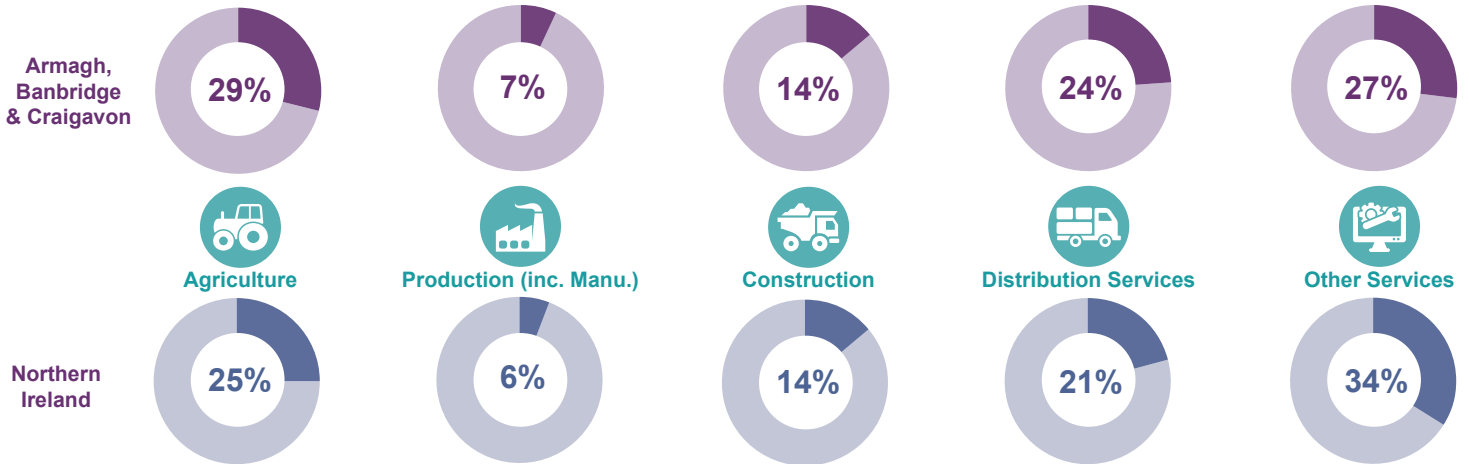
(This accounts for 11% of all the businesses in Northern Ireland)

Businesses by Size

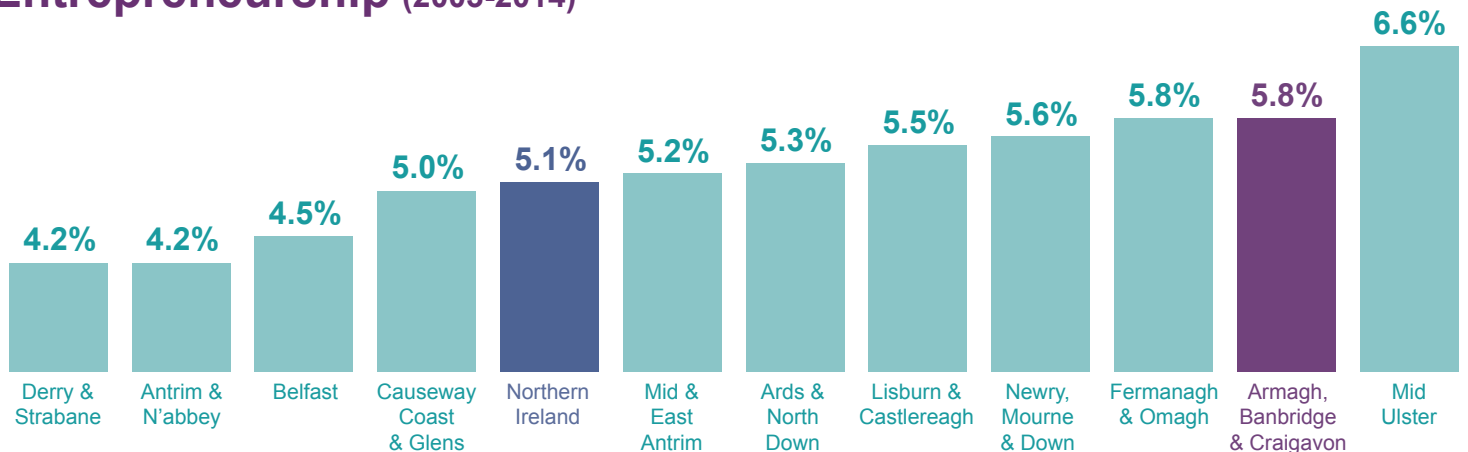


Sub-totals based on rounded data

Businesses by Sector



Entrepreneurship (2003-2014)



Based on the percentage of the population who have started or are in the process of starting a business

Invest NI Support (2010-11 to 2014-15)

Support Provided by Invest NI

Total support = £64m

Business Investment Secured

Total investment = £482m



- Externally Owned Businesses
- Locally Owned Businesses

Tourism

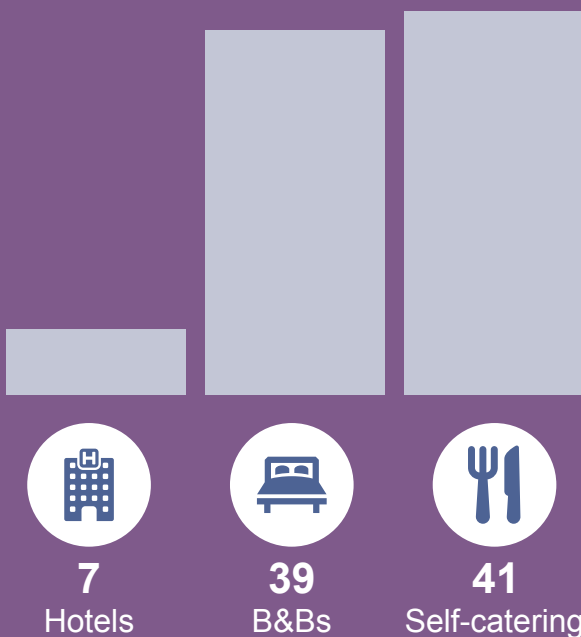
Tourism Jobs (2013)



↳ **4,182** tourism jobs 

(8% of all jobs in Northern Ireland are within the tourist industry)

Accommodation (2014)



Visitor Attractions (2014)

2.4m
visits to visitor attractions



Oxford Island Nature Reserve was the most popular visitor attraction in 2014

Find out more about Tourism NI