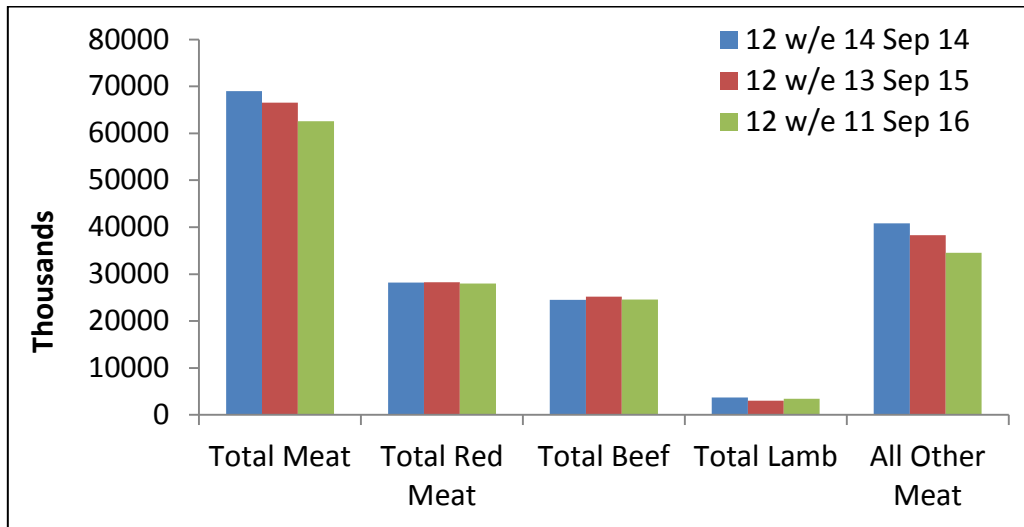




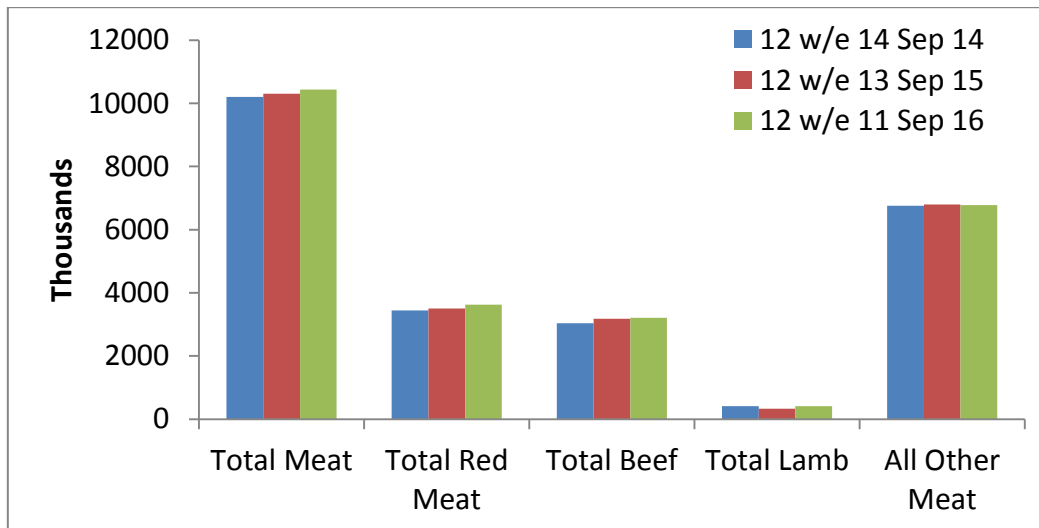
NI retail meat sales

Value sales £000's



VALUE SALES (£000)	12 w/e 14 Sep 14	12 w/e 13 Sep 15	12 w/e 11 Sep 16
Total Meat	69014	66562.2	62583.5
Total Red Meat	28207.8	28236.7	28005.5
Total Beef	24505.4	25190.8	24569.8
Total Lamb	3702.4	3045.9	3435.6
All Other Meat	40806.3	38309.4	34531

Volume sales £000's

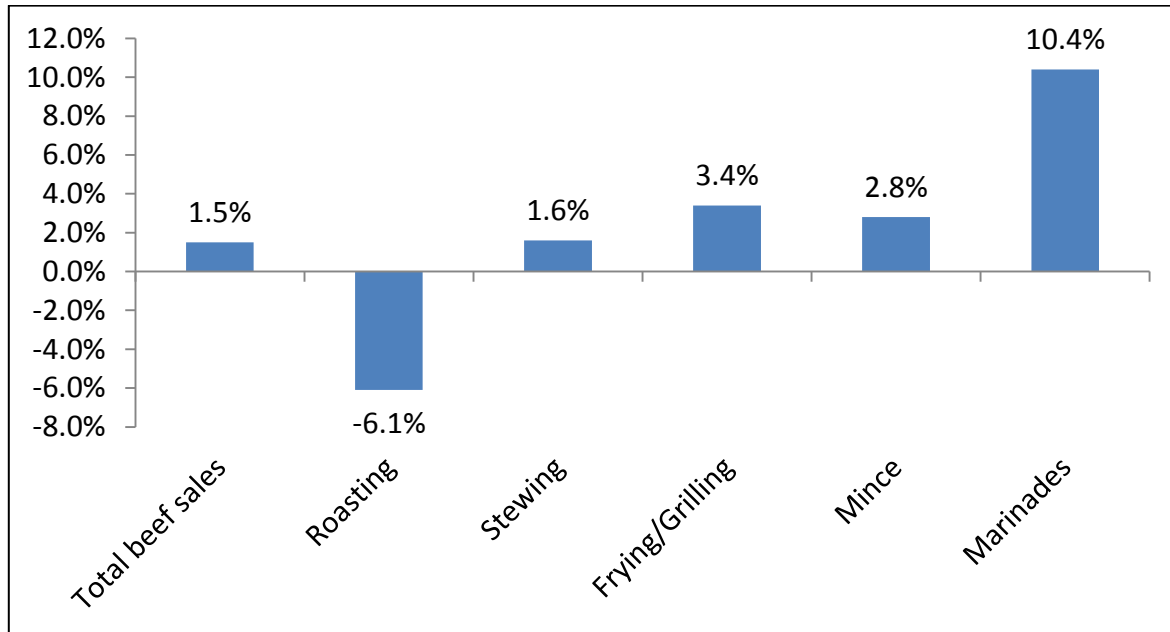


VOLUME SALES (000KGS)	12 w/e 14 Sep 14	12 w/e 13 Sep 15	12 w/e 11 Sep 16
Total Meat	10206.8	10303.6	10435.27
Total Red Meat	3445.83	3503.51	3623.57
Total Beef	3039.96	3174.42	3209.66
Total Lamb	405.87	329.09	413.9
All Other Meat	6760.98	6799.44	6777.81



UK retail consumption of individual beef cuts

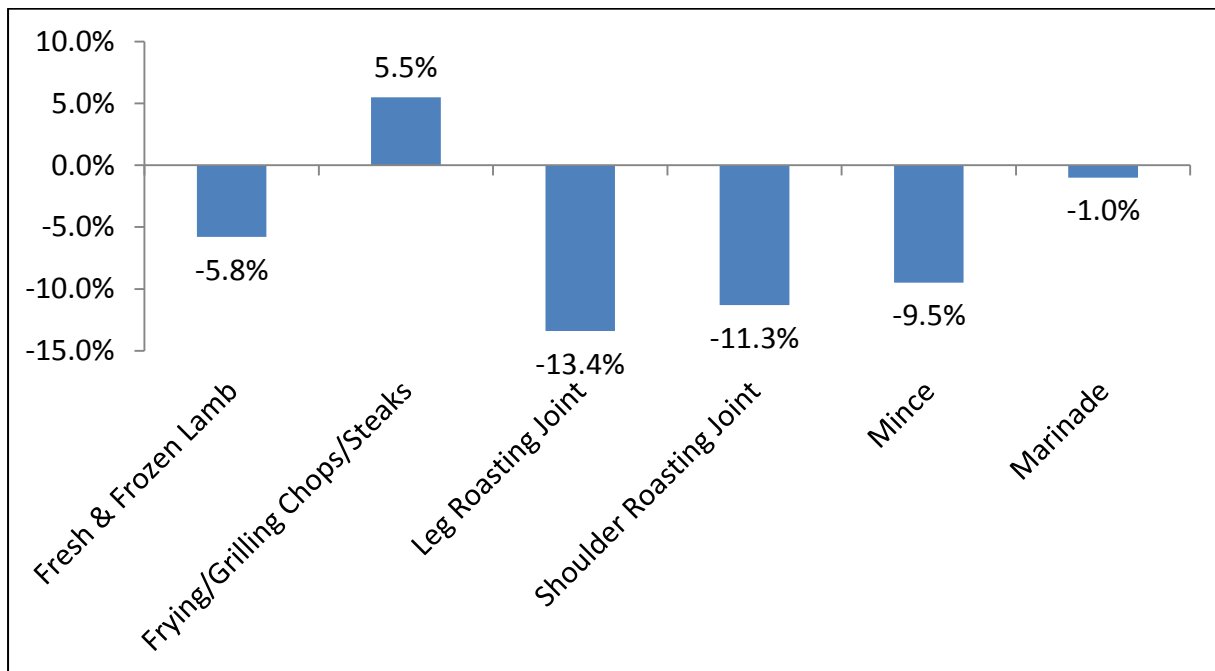
12 weeks ending 11 Sept 2016



Cut	Total beef sales	Roasting	Stewing	Frying/Grilling	Mince	Marinades
% Change	+1.5%	-6.1%	+1.6%	+3.4%	+2.8%	+10.4%

UK retail consumption of individual lamb cuts

12 weeks ending 11 Sept 2016



Cut	Fresh & Frozen Lamb	Frying/Grilling Chops/Steaks	Leg Roasting Joint	Shoulder Roasting Joint	Mince	Marinade
% Change	-5.8%	+5.5%	-13.4%	-11.3%	-9.5%	+1.0%