

## COPY OF DEVELOPMENT PROPOSAL SUBMISSION

### Cover Note

<b>DP No.</b>	403								
<b>School(s)</b>	Bocombra Primary School (School Ref 501-6138)								
<b>Proposal</b>	Increase Enrolment								
<b>Minister's Decision</b>	Approved								
<b>Date of Decision</b>	22/03/16								
<b>Minister's Comments</b>	Agreed								
<b>Additional notes</b>	Implementation Date – 1 September 2016 or as soon as possible thereafter								
<b>Information redacted</b>	Some information and personal data may have been removed in line with the principles of the Freedom of Information and Data Protection Act.								
	<table border="1"><thead><tr><th>Key</th><th>Details</th></tr></thead><tbody><tr><td>■</td><td>redaction</td></tr><tr><td>*</td><td>refers to less than five cases where data is considered sensitive</td></tr><tr><td>#</td><td>means figure has been suppressed to prevent disclosure of sensitive information under rules of disclosure</td></tr></tbody></table>	Key	Details	■	redaction	*	refers to less than five cases where data is considered sensitive	#	means figure has been suppressed to prevent disclosure of sensitive information under rules of disclosure
Key	Details								
■	redaction								
*	refers to less than five cases where data is considered sensitive								
#	means figure has been suppressed to prevent disclosure of sensitive information under rules of disclosure								

**From: DORINA EDGAR**  
**Area Planning Directorate**

**TRIM Ref: DE1/15/259183**

**Date: 11 March 2016**

**To: JOHN O'DOWD MLA**

**Copy distribution below**

**DEVELOPMENT PROPOSAL NO 403– BOCOMBRA PRIMARY SCHOOL,  
PORTADOWN**

**Issue:** Proposal to extend the approved enrolment for Bocombra Primary School (PS) from 300 to 320 pupils with effect from 1 September 2016 or as soon as possible thereafter and increase its admission number from 43 to 46 pupils.

**Financial / Resource Implications:** This proposal would have minimal impact on the Aggregated Schools Budget involving merely a redistribution of pupils between schools.

Provision may be required for multi-purpose rooms and additional toilet facilities. Estimated figures based on an extension of 153m<sup>2</sup> would be £240,000 (excluding professional fees, VAT etc) with an estimated timescale of five months for implementation.

**FOI Implications:** The content of this submission is likely to be fully disclosable.

**Statutory Duty Implications:** None

**Presentational Issues:** It is likely that there will be local media interest in your decision. A draft press release will be provided for your approval following your decision. Should any queries arise Communications Team can refer to this submission and liaise with officials.

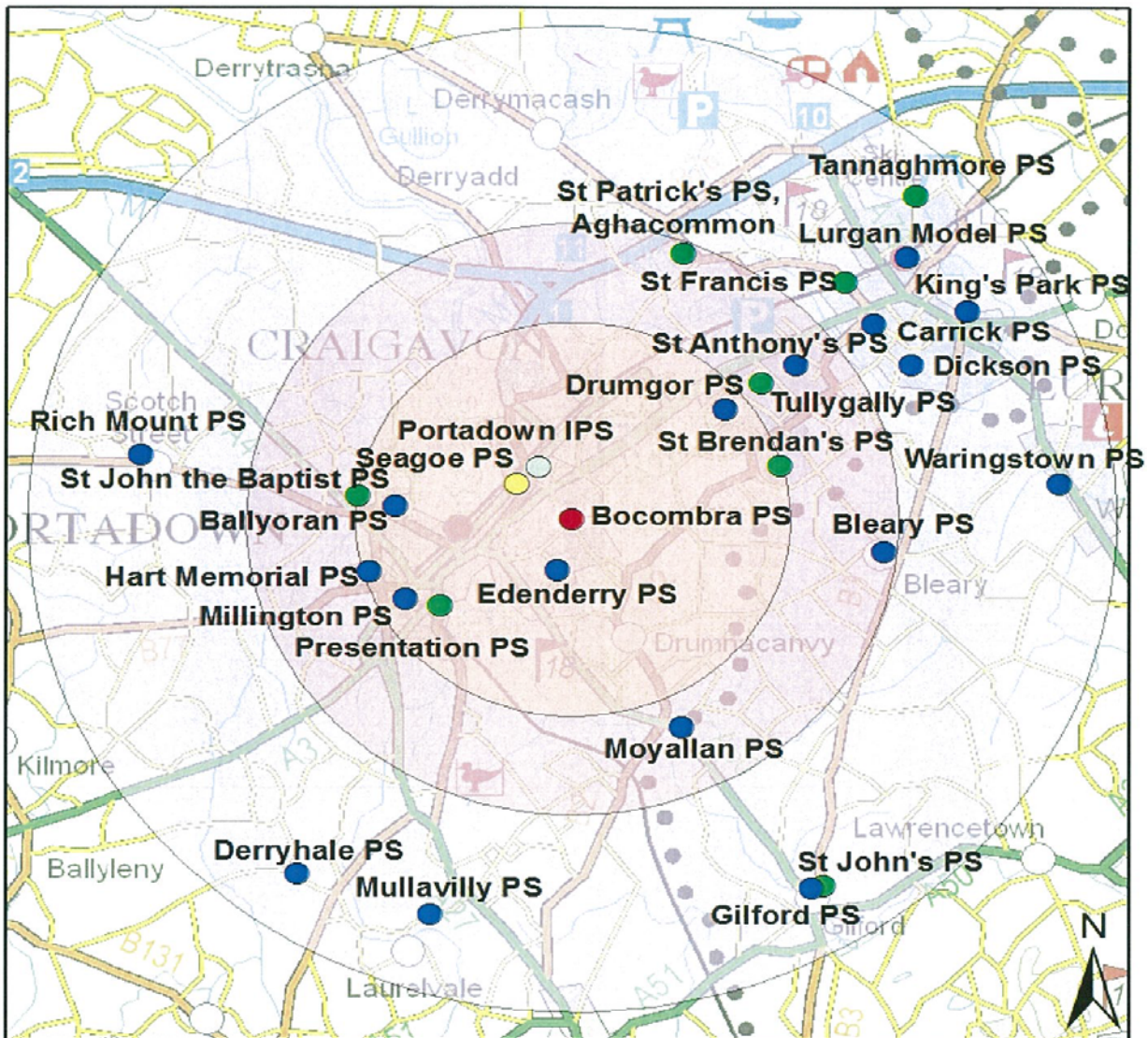
**Recommendation:** It is recommended that you:

Approve DP 403 to increase the approved enrolment at Bocombra PS and

Agree that this submission (with any appropriate


**redactions) can be published on the DE website once the Education Authority and the school have been notified**

**Bocombra Primary School - Alternative Primary Schools**



- Bocombra Primary School
- Controlled Primary Schools
- Catholic maintained PS
- Other Maintained PS
- GMI PS

**Buffers**



## CONTENTS

	Page No
<b>Introduction</b>	<b>6</b>
<b>Background</b>	<b>6</b>
<b>Case for Change</b>	<b>7</b>
<b>Consultations</b>	<b>8</b>
<b>Sustainability Assessment</b>	<b>8</b>
<b>Other Considerations</b>	<b>12</b>
<b>Conclusion</b>	<b>13</b>

## INTRODUCTION

On 24 September 2015 the Education Authority (EA) published Development Proposal (DP) 403 to extend the approved enrolment for Bocombra PS from 300 to 320 pupils. This would permit the school to increase its admission number from 43 to 46 pupils with effect from 1 September 2016 or as soon as possible thereafter.

2. The statutory two-month objection period ended on 24 November 2015. A copy of the published DP is attached at **Appendix A** and the proposer's Case for Change is attached at **Appendix B**.
3. In accordance with Article 14 of The Education and Libraries (NI) Order 1986, the EA have confirmed that consultation was carried out with the Board of Governors, staff and parents of pupils at the school, and with other schools which would, in its opinion, be affected by the DP.

## BACKGROUND

### Bocombra PS.

4. Bocombra PS is a controlled co-educational primary school situated on the Old Lurgan Road on the outskirts of Portadown in County Armagh. It currently has an approved admissions number of 43 and an enrolment number of 300. In 2014/15 the school admitted 46 Year 1 pupils and had an enrolment of 319 Year 1-7 pupils. The school also had 27 part time pupils enrolled in its nursery.
5. In June 2012 you approved DP 255 for the establishment of a nursery unit at Bocombra PS to provide a 26 pupil part-time nursery unit. The unit became operational in September 2013 and a minor works scheme is currently ongoing to provide nursery accommodation.
6. Prior to 2010, Bocombra PS had admissions and enrolment numbers of 41 and 290 respectively. During 2010 the school then received additional accommodation and the admission and enrolment numbers were subsequently increased to 46 and 300 respectively with an intention to phase up the approved enrolment number to 320. It was subsequently discovered that this increase had been implemented in the absence of an approved DP. In June 2014 you agreed that from September 2015 the enrolment number would be frozen at 300 and the admissions number reduced to 43 to bring the admissions and enrolment numbers in line with each other.

### Area Planning

7. The nearest controlled primary schools within a three mile radius to Bocombra PS are as follows:

Edenderry PS – 0.9 miles

Millington PS – 2.2 miles

Ballyoran PS – 2.4 miles  
Drumgor PS – 2.9 miles  
Hart Memorial PS – 3.1 miles

8. The former SELB Primary Area Plan published in June 2014 noted that each of the above schools was considered to be sustainable within the local area context in relation to enrolment and financial viability.
9. Portadown Integrated PS, which is located 1.1 miles away, published DP 324 in April 2015 to increase its admissions number from 29 to 46 pupils thereby increasing its approved enrolment number from 203 to 320. In December 2015 you approved a modified proposal to increase its admissions number from 29 to 58, resulting in an overall enrolment number of 406 from 1 September 2016 or as soon as possible thereafter.
10. Seagoe PS, is a voluntary maintained primary school which is located 0.9 miles from Bocombra PS has published a proposal to increase the approved enrolment from 249 to 313 allowing the school to increase its admission number from 36 to 45, to take effect from 1 September 2016 or as soon as possible thereafter.

#### Needs Model

11. The Needs Model provides long-term projections of the requirement for places in each year across the planning horizon based on the former 26 District Council areas. Craigavon Borough Council area is bounded by the council areas of Dungannon and South Tyrone, Banbridge, Armagh and Lisburn. Primary education provision is mostly available in the towns of Lurgan, Portadown and Craigavon. Some pupils travel across council boundaries to access primary education.
12. Bocombra PS is situated in the Kernan Ward of Armagh City, Banbridge and Craigavon Borough Council. It is included along with all other controlled primary schools in the Needs Model. The projected primary school numbers for controlled schools within the former Craigavon DC area are expected to increase from 5,050 in 2014 to 5,659 in 2025.

#### **CASE FOR CHANGE**

13. The EA has brought forward DP 403 and a copy of the Case for Change is attached at **Appendix B**. The proposal is to increase the level of provision at Bocombra PS and the rationale contained within the Case for Change is to meet the increasing demand for places in the school. The school had requested temporary variations from the Department in each of the last three years as the number of first preference applications have exceeded the approved admissions number.

## **CONSULTATION**

### Pre-publication consultation

14. Consultations were carried out on 29 April 2015 with the Board of Governors, staff and parents of Bocombra PS. They received 126 letters of support in respect of the proposal and one letter of objection.
15. The letter of objection cited concerns regarding the additional teaching resources, accommodation and play space required along with car parking hazards outside the school gates if the increase was permitted.

### EA Pre-publication Consultation and EA Comments

16. The EA also carried out a pre-publication consultation exercise with all those schools that were likely to be affected by the proposal. The EA received one letter of objection to the proposal from the Principal and Secretary to the Board of Governors of Edenderry PS. The reasons for objection were that the school felt that any additional pupils can and should be accommodated within the existing structure as a number of schools have the capacity.
17. At the EA Education Committee meeting held on 11 June 2015 the proposal to increase the approved enrolment number for Bocombra Primary School from 300 to 320 pupils was outlined. It was noted that there had been two objections but that letters of support had been received from other schools in the area.
18. On 10 September 2015 the EA received a letter from the Controlled Schools Support Council (CSSC) in relation to DP 403. The CSSC confirmed that the level of applications for primary schools in the area had been reviewed against the number of Year 1 places available and they remained of the view that the proposal would not have an adverse impact on other controlled schools in the immediate area.

### Two-month objection period

19. The statutory two-month objection period began on 24 September 2015 and closed on 24 November 2015. No objections were received during this period.

## **SUSTAINABILITY ASSESSMENT**

20. The Department's Sustainable Schools Policy (SSP) sets out the six criteria which provide the framework for consideration of a school's longer-term sustainability. The primary objective of this policy is to ensure that all children and young people receive a high quality education in schools that are educationally and financially viable in the longer term.
21. An assessment of Bocombra Primary School set against the six criteria is outlined below:



(i) *Quality Educational Experience*

22. The Education and Training Inspectorate (ETI) carried out a Focused Inspection on 19 October 2009 and it was noted that the standards of literacy and numeracy achieved by the children at the end of KS2 were good and that there was good provision for children with special needs. At an ETI District Visit on 21 October 2015 the following key points were noted from their report :

- The children were well motivated to learn.
- Standards in literacy and numeracy were good.
- The teaching was good or better.
- The provision for special educational needs was very good.

23. ETI reported that between these two inspections the quality of education has been maintained and that the provision for special educational needs had improved to very good. A full copy of ETI's comments is contained in **Appendix C**.

24. ETI have noted that Bocombra PS currently operates composite classes in several year groups due to the school having been oversubscribed for the last five years.

25. The school did not submit Key Stage data for 2013/14 however the previous year's data shows that for pupil outcomes at Key Stage 2 the school has been performing consistently above the NI average. The most recent data available is for the 2012/13 school year:

- In 2012/13, 88.2% of pupils (30 pupils) attained L4 or above KS2 Communication (English). This was above the NI average (77.1%).
- In 2012/13, 88.2% of pupils (30 pupils) attained L4 or above KS2 Using Maths – this is above the NI average of (78.5%).

26. The school's outcomes at Key Stage 2 in Communication and Using Mathematics were above the NI average in 2012/13 (the last year for which data was submitted to DE).

(ii) *Stable Enrolment Trends*

27. The current approved admissions and enrolment numbers for Bocombra PS are 43 and 300 respectively. In 2014/15 the school admitted 46 pupils to Year 1 and enrolled a total of 319 Year 1-7 pupils, meaning that the school had no surplus places. Table 1 below shows the 2014/15 and provisional 2015/16 enrolment at Bocombra PS:

Table 1 - 2014/15 and Provisional 2015/16 Enrolment at Bocombra PS

Year	NU	P1	P2	P3	P4	P5	P6	P7	P1-P7
2014/15	27	46	48	51	52	42	45	35	319
2015/16*	28	45	45	46	50	51	42	44	323

\*Provisional Data

28. The 2014/15 and provisional 2015/16 enrolment levels are above the approved enrolment numbers of 300 with admissions into P1 exceeding the approved 43 in both years.
29. Bocombra PS has been oversubscribed in the last five years with first and second preferences for Year 1 applications. There has been a significant increase in first preference applications in the last four years. Table 2 below sets out the numbers of applications for first and second preferences at the school as set out in the Case for Change:

**Table 2 – Number of First Preference Applications at Bocombra PS**

<b>School Year</b>	<b>First Preference Applications</b>
2015/16	52
2014/15	50
2013/14	64
2012/13	61
2011/12	46

30. Since 2013/14 the school has sought Temporary Variations (TVs) to both its admissions and enrolment numbers which, following approval by the Department, allowed the school to admit more pupils than its approved admissions and enrolment numbers. Table 3 below provides details of the TVs approved in recent years:

**Table 3 – TVs Approved at Bocombra PS**

<b>School Year</b>	<b>Approved Admissions Number</b>	<b>Approved TV Admissions Number</b>	<b>Approved Enrolment Number</b>	<b>Approved TV Enrolment Number</b>
2016/17	43	45	300	319
2015/16	43	46	300	318
2014/15	46	-	300	315
2013/14	46	47	300	309
2012/13	46	-	300	-

*(iii) Sound Financial Position*

31. Bocombra PS held a cumulative budget surplus of £33,935, or 3.80% of available delegated resources, at March 2015. At July 2015, the EA expressed no concerns about the school's financial plans; the forecast position at March 2018 is a surplus of £4,269, or 0.47% of available delegated resources.

32. The most recent available projection, from the EA Monthly Expenditure Monitoring Report (MEMR) for August 2015, is a surplus of £26,549 at March 2016.

*(iv) Strong Leadership and Management by Boards of Governors and Principals*

33. During an ETI focussed inspection in October 2009 it was noted that the Principal, who had been in post for sixteen months, had set high standards in all aspects of the school's provision. He provided good leadership and was effectively promoting a collegial approach to school development and decision making with support from the Vice Principal.

34. During ETI's visit of 21 October 2015 it was noted that the Principal monitors and evaluates planning, learning and teaching through observation and detailed collation and analysis of data. The school's development plan was comprehensive with extensive action plans. There have been new appointments due to retirements; a specialist mathematics teacher has been appointed who has a very thorough overview of the school provision and children's attainments. Co-ordinators now observe the learning and teaching for their subjects by their colleagues.

*(v) Accessibility*

35. Bocombra PS is situated on the Old Lurgan Road on the outskirts of Portadown. It has a high percentage of the pupils living within a two mile radius of the school. **See Map 1 in Appendix D.**

*(vi) Strong links with the Community*

36. The Department launched the Community Relations, Equality and Diversity Policy (CRED) in 2011 which Ballyoran Primary School participates in conjunction with Bocombra Primary School. The objectives of the policy are:

- ensure that learners, at each stage of their development, have an understanding of and respect for the rights, equality and diversity of all without discrimination;
- educate children and young people to live and participate in the changing world, so that they value and respect difference and engage positively with it, taking account of the ongoing intercommunity divisions arising from conflict and increasing diversity within our society; and
- equip children and young people with the skills, attitudes and behaviours needed to develop mutual understanding and recognition of, and respect for difference.

37. Pupils from Ballyoran PS visit Bocombra PS to enable social interaction and to participate in joint activities which contributes towards improving relations between communities.

## Summary

38. The quality of education and leadership provided by Bocombra PS was good when last inspected in 2009. The enrolment levels at the school are above the required threshold within the SSP. There are no concerns with regards to the school's finances. The school has positive links with the community and the majority of pupils who attend the school come from within the local area.

## **OTHER CONSIDERATIONS**

### Finance – Resource

39. This proposal, if approved, would have minimal impact on the Aggregated Schools Budget, as it involves a redistribution of pupils between schools.

### Accommodation

40. Currently Bocombra PS has 11 classrooms which are all suitably sized with an extension having been completed to replace some temporary classrooms and which includes a resource area, library and nursery accommodation. If the proposal is approved there would be no need to provide any additional classrooms.

41. However it would be anticipated that some work would be required to provide additional multi-purpose rooms and toilet provision. The estimated figures based on an extension of 153m<sup>2</sup> would be £240,000 (excluding professional fees, VAT etc) with an estimated timescale of 5 months for implementation. This work would be carried out through the minor works programme.

42. While there are unfilled controlled places in the area, the modest growth proposed in this school to regularise its position is unlikely to have a wider negative impact. The former SELB plan states that those schools are sustainable.

## **CONCLUSION**

43. While the proposed increase at Bocombra PS has not been referenced in the former SELB Primary Area Plan, it notes that the school is currently considered to be sustainable within the local area context in relation to enrolment and financial viability.

44. It is not anticipated that the proposed increase in the enrolment would have any significant impact either positively or negatively on the quality of education provided by the school.

45. There has been a steady increase in the total enrolment numbers at Bocombra PS in recent years, from 291 in 2010/11 to 319 in 2014/15. Provisional enrolments for 2015/16 are 323. Admissions into P1 have exceeded the approved 43 with TVs

having been approved in each of the last 3 years to allow the school to admit pupils to Year 1 over and above its approved admissions number.


## RECOMMENDATION

46. It is recommended that you;

- Approve the proposal to increase the approved enrolment at Bocombra PS and
- Agree that this submission (with any appropriate redactions) can be published on the Department's website once the Education Authority and the school has been notified.

47. Also attached for your consideration are the following:

Appendix A:	Development Proposal No 403.
Appendix B:	EA's Case for Change.
Appendix C:	Consultation Correspondence.
Appendix D:	Education and Training Inspectorate Comment.
Appendix E:	Maps and Statistical Information



**DORINA EDGAR**

**Ext: 59593**

Email: dorina.edgar@deni.gov.uk

Cc Paul Sweeney  
Fiona Hepper  
Katrina Godfrey  
Noelle Buick  
John Smith  
Jacqui Durkin  
Lorraine Finlay  
Grainne McConnell  
Gráinne Maskey  
APPT Correspondence  
Communications Team

**EDUCATION AUTHORITY**

**DEVELOPMENT PROPOSAL No 403**

Notice is hereby given that a proposal under Article 14 of the Education and Libraries (Northern Ireland) Order 1986 has been submitted by the Education Authority Southern Region to the effect that:

*It is proposed to extend the approved enrolment for Bocombra Primary School from 300 pupils to 320 pupils. This would permit the school to increase its admission number from 43 pupils to 46 pupils with effect from 1 September 2016 or as soon as possible thereafter.*

A copy of the Proposal may be inspected at offices of the Education Authority, Southern Region located at 3 Charlemont Place, The Mall, ARMAGH, BT61 9AX between the hours of 9.00 am and 4.30 pm.

Any objections to this Proposal should be lodged with the Area Planning Policy Team, Department of Education, Rathgael House, Balloo Road, BANGOR, Co Down, BT19 7PR or emailed to [dps@deni.gov.uk](mailto:dps@deni.gov.uk) within two months of the date of publication of this notice.



**NOTE:** The Department of Education and the Education Authority operate a regime of openness under the Freedom of Information Act. Letters of objection and information supplied to the Department of Education and to the Education Authority may be subject to disclosure under the Freedom of Information Act, if requested. (A fee may be charged for supplying this information).

**Gavin Boyd**  
**Chief Executive**

**CASE FOR CHANGE – Supporting Information****SUMMARY / OVERVIEW**

BOARD AREA	Southern Region
DP NUMBER	403
PROPOSER	Board – Southern Region Contact: Mairead Maguire – 028 37 51 2411 <i>(Note: DE will use these contact details for providing notification of the Minister's decision.)</i>
SCHOOL(S) NAME	Bocombra Primary School
SCHOOL REFERENCE	501 - 6138
TYPE	Primary
MANAGEMENT	Controlled
DP PUBLICATION DATE	24 September 2015 <i>(Note: Proof of publication should be submitted without delay)</i>
PROPOSAL	<i>It is proposed to extend the approved enrolment for Bocombra Primary School from 300 pupils to 320 pupils. This would permit the school to increase its admission number from 43 pupils to 46 pupils with effect from 1 September 2016 or as soon as possible thereafter.</i>

**STATUTORY CONSULTATION**

<p>BY THE PROPOSER</p>	<p>I confirm that the school(s) Board of Governors, Staff and Parents of Pupils were consulted on 29 April 2015 (<i>provide detail of meetings at 'Statutory Consultation' section</i>)</p> <p></p> <p>SIGNED:</p> <p>DATE: 24/09/2015</p>
<p>BY THE BOARD</p>	<p>I confirm that the schools which the Board consider might be impacted by this proposal were consulted on 29 April 2015. (<i>provide detail at 'Statutory Consultation' section</i>)</p> <p></p> <p>SIGNED:</p> <p>DATE: 24/09/2015</p>



## DEVELOPMENT PROPOSAL NO 403 – BOCOMBRA PRIMARY SCHOOL

*It is proposed to extend the approved enrolment for Bocombra Primary School from 300 pupils to 320 pupils. This would permit the school to increase its admission number from 43 pupils to 46 pupils with effect from 1 September 2016 or as soon as possible thereafter.*

### BACKGROUND TO THE PROPOSAL

Bocombra Primary School is a controlled co-educational primary school situated on the Old Lurgan Road on the outskirts of Portadown in County Armagh. In June 2012 a development proposal was approved to provide a 26 pupil part time nursery unit at Bocombra Primary School. This was operational from September 2013 and a minor work scheme is currently ongoing at the school to provide nursery accommodation.

The table below outlines the current accommodation (excluding nursery unit) at Bocombra Primary School against that recommended for an 11 classbase school.

Bocombra Primary School - Current Accommodation	Size m <sup>2</sup>	Building Handbook Schedule (261 - 290) 11 Class Base	Size m <sup>2</sup>	Diff m <sup>2</sup>	Diff %
Classroom 1	60.70	Classroom 1	60	0.70	1%
Classroom 2	60.90	Classroom 2	60	0.90	2%
Classroom 3	60.00	Classroom 3	60	0.00	0%
Classroom 4	60.00	Classroom 4	60	0.00	0%
Classroom 5	60.00	Classroom 5	60	0.00	0%
Classroom 6	60.00	Classroom 6	60	0.00	0%
Classroom 7	60.00	Classroom 7	60	0.00	0%
Classroom 8	60.36	Classroom 8	60	0.36	1%
Classroom 9	64.45	Classroom 9	60	4.45	7%
Classroom 10	64.45	Classroom 10	60	4.45	7%
Classroom 11	60.00	Classroom 11	60	0.00	0%
<b>Total</b>	<b>670.86</b>		<b>660</b>	<b>10.86</b>	<b>2%</b>
Resource Areas (4)	134.70	Resource Areas (3 x 40m2)	120	14.70	12%
Group Room	29.00	Small Group/Med Inspection Room	30	-1.00	-3%
Multi Purpose Hall	153.06	Multi Purpose Hall	160	-6.94	-4%
Library	60.00	Library facilities	60	0.00	0%
Multi-Purpose Room	13.70	Multi-Purpose Room 1	35	-21.30	-61%
Music Room		Multi- Purpose Room 2	15	-15.00	-100%
		Multi - Purpose Room 3	15	-15.00	-100%
Staffroom	41.00	Staffroom	45	-4.00	-9%
Principal's Office	15.00	Principal's Office	20	-5.00	-25%
General Office	15.00	General Office	15	0.00	0%
Caretaker's Office	3.64	Caretaker's Office	6	-2.36	-39%
Reprographics	12.9	Reprographics Room	10	2.90	29%
<b>Total</b>	<b>478.00</b>		<b>531</b>	<b>-53.00</b>	<b>-10%</b>
Classroom Store (11)	64.79	Classroom Store (11)	55	9.79	18%
Resource Stores (3)	20.99	Resource Store (3)	15	5.99	40%
<b>Total</b>	<b>85.78</b>		<b>70</b>	<b>15.78</b>	<b>23%</b>
PE Store	24.90	PE Equipment Store	15	9.90	66%
Table Store	15.20	Mat Store	10	5.20	52%
Store 1 (MP Hall)	9.00	Adult chair store	10	-1.00	-10%

<b>Bocombra Primary School - Current Accommodation</b>	<b>Size m<sup>2</sup></b>	<b>Building Handbook Schedule (261 - 290) 11 Class Base</b>	<b>Size m<sup>2</sup></b>	<b>Diff m<sup>2</sup></b>	<b>Diff %</b>
Store 2 (MP Hall)	9.10	Stage Store	10	-0.90	-9%
<b>Total</b>	<b>58.20</b>		<b>45</b>	<b>13.20</b>	<b>29%</b>
External Store	11.85	External Play Store	15	-3.15	-21%
Cleaners Store (1)	5.80	Cleaners Store (2)	9	-3.20	-36%
		Central Store	10	-10.00	-100%
		MP1 Store	5	-5.00	-100%
		Consumables Store	8	-8.00	-100%
<b>Total</b>	<b>17.65</b>		<b>47</b>	<b>-29.35</b>	<b>-62%</b>
Class Toilets & Cloak Space	67.14	Class Toilets and Cloak Space	165	-97.86	-59%
Pupil's Changing Rooms at Multi-Purpose Hall	19.08	Pupil Changing Rooms at MP Hall (2x12m2)	24	-4.92	-21%
Pupil's Toilets at MP Hall	23.86	Pupil Toilets at MP Hall (2x7.5m2)	15	8.86	59%
Staff Toilets (1)	13.50	Staff Toilets (2 x 7.5m2)	15	-1.50	-10%
Disabled Toilets (2)	7.60			7.60	
		Hygiene Room	13	-13.00	-100%
		Computer Hub Room	5	-5.00	-100%
<b>Total</b>	<b>131.18</b>		<b>237</b>	<b>-105.82</b>	<b>-45%</b>
Existing Educational Area	1441.67	Recommended Educational Area	1590	-148.33	-9%
Existing Circulation	664.33	Recommended Circulation etc	326	338.33	104%
Existing Limit of Internal Area	2106.00	Recommended LIA	1916	190.00	10%

## SUSTAINABLE SCHOOLS POLICY

Bocombra Primary School is currently considered to be sustainable within the local area context in relation to enrolment and viability.

The enrolment is currently 319 pupils which is above the recommended threshold of 105 pupils. The school currently has a budget surplus of 5.48% and this is expected to be maintained for the next 2 years. There are currently no issues in relation to the quality of education provided at Bocombra Primary School.

## RATIONALE FOR THE PROPOSAL

The Board seeks approval for a development proposal to increase the approved enrolment from 300 pupils to 320 pupils (ie 11 class base school) to meet the increasing demand for places in the school. The school has requested temporary variations from the Department of Education in each of the last three years, as the number of first preference applications have exceeded the approved admissions number (this is detailed on page 5).

## Area Planning

In the context of Area Planning an increase in the approved enrolment at Bocombra Primary School is unlikely to have a significant impact on other schools as the pupils tend to live within the immediate vicinity of Bocombra Primary School. As Bocombra Primary School currently has an enrolment of 319 pupils this development proposal will formalise the current enrolment and provide an approved enrolment of 320 and an admission number of 46 pupils.

A table on page 7 indicates the position of the schools neighbouring Bocombra Primary School. It should be noted that although Ballyoran Primary School has a considerable number of surplus places, due to its location in Portadown the majority of children attending are from the Roman Catholic community (82%).

The majority of controlled schools in close proximity to Bocombra Primary School have very few places available for Primary 1 children in the 2015/16 school year and in subsequent years it is anticipated that less places will be available for Primary 1 children.

An analysis of the pre-school applications for September 2015 for this area compared to the Primary 1 places available are detailed below;

Pre-School/Nursery Setting	Number of Applications for Sept 2015	Primary Schools	Number of Primary 1 places available
Bocombra PS NU	63	Bocombra PS	43
Edenderry NS	67	Edenderry PS	53
Portadown Integrated PS NU	64	Portadown Integrated PS	29
Seagoe PS NU	35	Seagoe PS	36
Little Oaks Playgroup	6		
<b>Total</b>	<b>235</b>		<b>161</b>

The above table shows that 235 children applied for pre-school places in September 2015. Based on the number of primary one places available in this area of Portadown (hospital side) for September 2015, if all these children apply for admission to Primary 1 in September 2016 in this locality, there will be a significant shortfall of primary places.

It should be noted that a development proposal was published on 23 April 2015 for Portadown Integrated Primary School which proposed an increase to the approved enrolment number from 203 pupils to 320 pupils (11 class base school).

## EDUCATIONAL IMPACT

If the development proposal is approved it will allow the approved enrolment to increase to 320 pupils which will formalise Bocombra Primary Schools position as an 11 class base school.

## STATISTICAL INFORMATION

### Enrolments

Bocombra Primary School has an approved enrolment number of 300 pupils and an admission number of 43 pupils. The school enrolment trend has continually increased, over the past 10 years the enrolment has increased from 254 pupils to 319 pupils, an increase of 26%.

Year	Nursery Unit	P1	P2	P3	P4	P5	P6	P7	Total P1 - P7 Enrolment
1990/1991		25	42	30	25	39	32	37	230
1991/1992		26	26	48	31	25	42	33	231
1992/1993		36	27	27	49	32	30	37	238
1993/1994		29	35	28	28	47	30	28	225
1994/1995		38	34	39	31	31	44	35	252
1995/1996		39	38	33	36	31	32	42	251
1996/1997		40	42	38	35	35	29	29	248
1997/1998		43	37	43	41	35	33	28	260
1998/1999		40	43	41	43	41	35	33	276
1999/2000		35	41	42	39	44	41	34	276
2000/2001		26	35	39	41	38	43	42	264
2001/2002		39	28	35	40	41	38	45	266
2002/2003		31	37	28	38	42	44	40	260
2003/2004		28	34	37	30	39	45	46	259
2004/2005		44	29	33	40	28	40	45	259
2005/2006		38	39	31	33	42	28	43	254
2006/2007		32	36	44	31	37	44	31	255
2007/2008		34	32	38	47	31	36	46	264
2008/2009		36	40	34	43	49	32	36	270
2009/2010		46	36	40	34	43	48	30	277
2010/2011		41	46	37	40	34	44	49	291
2011/2012		48	43	46	37	41	35	45	295
2012/2013		50	50	43	46	37	40	33	299
2013/2014	26	47	51	52	42	46	35	40	313
2014/2015	26	46	48	51	52	42	45	35	319

\* The total enrolment includes pupils with a statement of special educational needs.

## Admissions

The table below shows the number of applications and admissions to Bocombra Primary School over the past 6 years. Overall the school was oversubscribed for the past 5 years and in some instances first preference applications exceeded the admission number by 39%.

School Year	Adm No	Applications		Total Applications	Accepted		Total Accepted
		1 <sup>st</sup> Pref	2 <sup>nd</sup> Pref		1 <sup>st</sup> Pref	2 <sup>nd</sup> Pref	
2014/15	46	50		50	46		46
2013/14	46	64		64	47		47
2012/13	46	61	9	70	46	3	49
2011/12	41	46	2	48	45	1	46
2010/11	41	48	2	50	40	1	41

## Demographics

Bocombra Primary School is situated in the Kernan Ward of Armagh City, Banbridge and Craigavon Borough Council Area and neighbouring wards include Craigavon Centre, Killycomain, Bleary and Brownlow. The new Council area and wards came into effect on 1 April 2015 therefore to carry out an analysis of birth statistics it is necessary to use the birth statistics from the wards within the former Craigavon Borough Council Area.

### Projected Primary School Places in the Kernan ward and Surrounding Areas:-

The table shows the census birth statistics by ward within Craigavon Borough Council Area by academic year since 2007 to 2013. The statistics indicate that overall birth rates have decreased slightly over the past 7 years in the Council area as a whole.

Ward Name	Births by Academic Year 2007/08	Births by Academic Year 2008/09	Births by Academic Year 2009/10	Births by Academic Year 2010/11	Births by Academic Year 2011/12	Births by Academic Year 2012/13	Live Births by Academic Year 2013/14	% Increase over 5 years
Aghagallon	74	76	63	85	76	62	79	6.76
Annagh	57	45	48	50	46	47	57	0.00
Ballybay	56	44	45	57	46	47	55	-1.79
Ballyoran	46	41	54	44	51	45	42	-8.70
Bleary	53	46	63	45	36	35	48	-9.43
Brownstown	25	43	48	52	63	69	54	116.00
Church	21	38	26	22	43	24	28	33.33
Corcrain	66	59	60	52	60	52	45	-31.82
Court	56	50	44	50	44	57	36	-35.71
Derrytrasna	79	77	80	74	78	70	73	-7.59
Donaghcloney	57	69	59	73	63	77	53	-7.02
Drumgask	90	91	91	96	89	75	73	-18.89

Ward Name	Births by Academic Year 2007/08	Births by Academic Year 2008/09	Births by Academic Year 2009/10	Births by Academic Year 2010/11	Births by Academic Year 2011/12	Births by Academic Year 2012/13	Live Births by Academic Year 2013/14	% Increases over 5 years
Drumgor	42	62	57	56	49	50	45	7.
Drumnamee	28	29	30	32	33	36	38	35.
Edenderry Craigavon	38	29	28	31	34	36	38	0.
Kernan	91	119	123	119	148	131	135	48.
Killycomain	29	15	27	37	33	32	36	24.
Knocknashane	42	58	45	51	40	44	67	59.
Magheralin	93	88	70	78	76	57	64	-31.
Mourneview	36	42	30	43	26	25	24	-33.
Parklake	65	78	78	78	76	64	52	-20.
Taghnevan	68	72	70	86	73	93	74	8.
Tavanagh	40	36	32	36	27	36	27	-32.
The Birches	75	66	50	69	58	66	57	-24.
Waringstown	65	76	67	55	67	82	68	4.
Woodville	60	51	54	51	46	49	50	-16.
<b>TOTAL</b>	<b>1453</b>	<b>1500</b>	<b>1442</b>	<b>1522</b>	<b>1481</b>	<b>1461</b>	<b>1418</b>	<b>-2.</b>

Source: Adapted from NINIS figures ([www.ninis.nisra.gov.uk](http://www.ninis.nisra.gov.uk))

The Kernan Ward has shown a significant increase in births by approximately 48%. This trend is also evident in Killycomain ward which has experienced a 24% increase in births since 2007.

This is detailed in the table below which shows the births in the Kernan ward and neighbouring wards.

Ward Name	Births by Academic Year 2007/08	Births by Academic Year 2008/09	Births by Academic Year 2009/10	Births by Academic Year 2010/11	Births by Academic Year 2011/12	Births by Academic Year 2012/13	Births by Academic Year 2013/14	% Increase over 5 years
<b>Primary 1 Year</b>	<b>2012/2013</b>	<b>2013/14</b>	<b>2014/15</b>	<b>2015/16</b>	<b>2016/17</b>	<b>2017/18</b>	<b>2018/19</b>	
Ballyoran	46	41	54	44	51	45	42	-8.70
Bleary	53	46	63	45	36	35	48	-9.43
Corcrair	66	59	60	52	60	52	45	-31.82
Drumgask	90	91	91	96	89	75	73	-18.89
Drumgor	42	62	57	56	49	50	45	7.14
Edenderry Craigavon	38	29	28	31	34	36	38	0.00
Kernan	91	119	123	119	148	131	135	48.35
Killycomain	29	15	27	37	33	32	36	24.14
<b>TOTAL</b>	<b>455</b>	<b>462</b>	<b>503</b>	<b>480</b>	<b>500</b>	<b>456</b>	<b>462</b>	<b>1.54</b>

Source: Adapted from NINIS figures ([www.ninis.nisra.gov.uk](http://www.ninis.nisra.gov.uk))

It is important to note that the majority of pupils attending Bocombra Primary School live in the Kernan and Killicomain wards. This indicates that the enrolment at Bocombra Primary School

It will be maintained and is highly likely to increase in the future. There are currently several housing developments in the immediate vicinity of Bocombra Primary School which are likely to have a significant impact on enrolments in the future.

Although the birth rate in the area has a significant impact on enrolments there is also substantial migration into this area of Portadown. Bocombra Primary School is situated on the hospital side of Portadown therefore the school obtains a lot of pupils from families working in Craigavon Area Hospital and other local industries. One of the major industries in the town which is currently expanding is located on this side of Portadown. The school has reported that this has led to a lot of in-migration and parents are regularly contacting Bocombra Primary School to enrol their children not just in Primary 1 but throughout the school as they move to the area.

### Primary Schools within a 5 mile radius

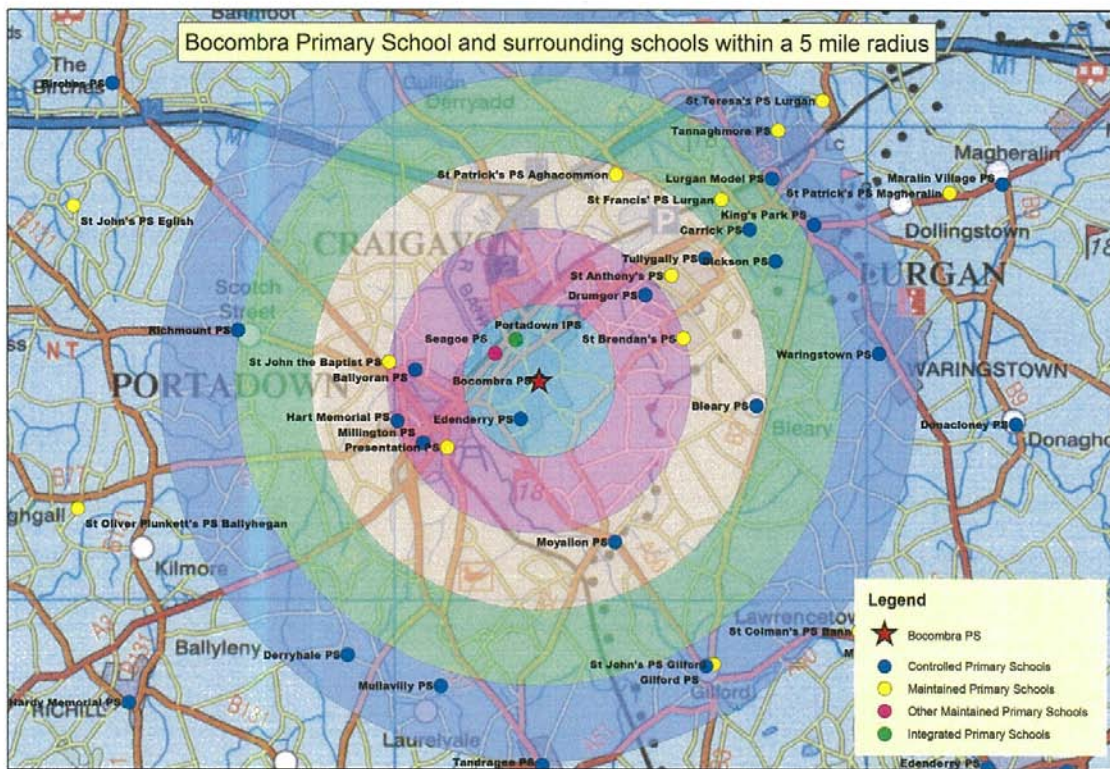
The following table shows the primary schools within a 5 mile radius of Bocombra Primary School and their enrolment figures up to 2014.

School Name	Distance From Bocombra PS*	Total enrolment (Primary 1 to Primary 7)					% Change over 5 years	Approved Enrolment	Surplus/ Deficit Places	Unfilled P1 Places Sept 14
		2010/11	2011/12	2012/13	2013/14	2014/15				
<b>Controlled</b>										
Bocombra PS	-	291	295	299	313	319	9.62%	300	-19	0
Edenderry PS	0.9 miles	310	312	348	339	332	7.10%	370	38	6
Millington PS	2.1 miles	571	590	633	646	645	12.96%	666	21	0
Ballyoran PS	2.4 miles	169	166	161	165	192	13.61%	400	208	22
Moyallon PS	2.7 miles	176	189	193	206	205	16.48%	204	-1	0
Hart Mem PS	2.7 miles	242	261	278	305	332	37.19%	445	113	10
Drumgor PS	2.9 miles	164	177	181	193	213	29.88%	375	162	19
Tullygally PS	3.4 miles	91	82	91	104	116	27.47%	232	116	8
Bleary PS	4.0 miles	56	63	72	91	98	75.00%	145	47	1
Dickson PS	4.4 miles	140	150	155	166	185	32.14%	227	42	4
Carrick PS	4.4 miles	234	240	265	298	310	32.48%	423	113	14
Richmount PS	4.7 miles	91	99	108	107	120	31.87%	139	19	0
Lurgan Model	4.9 miles	152	159	172	170	182	19.74%	196	14	0
Gilford PS	5.0 miles	78	78	76	68	69	-11.54%	173	104	14
Kings Park PS	5.2 miles	527	549	574	598	649	23.15%	658	9	0
<b>Maintained</b>										
Seagoe PS	0.9 miles	261	270	280	291	294	12.64%	249	-45	0
Presentation PS	1.8 miles	210	215	224	250	257	22.38%	296	39	13
St Brendan's PS	2.4 miles	356	386	404	403	427	19.94%	564	137	15
St John The Baptist PS	2.5 miles	378	386	405	406	435	15.08%	495	60	0
St Francis PS Lurgan	4.3 miles	711	735	751	762	745	4.78%	741	-4	9

School Name	Distance From Bocombra PS*	Total enrolment (Primary 1 to Primary 7)					% Change over 5 years	Approved Enrolment	Surplus/ Deficit Places	Unfilled P1 Places Sept 14
		2010/11	2011/12	2012/13	2013/14	2014/15				
St John's PS Gilford	5.0 miles	133	126	130	119	121	-9.02%	172	51	9
St Patrick's PS Aghacommon	4.8 miles	210	209	215	214	213	1.43%	248	35	0
Tannaghmore PS	5.6 miles	632	611	620	615	633	0.16%	854	221	0
<b>Integrated</b>										
Portadown Integrated PS	1.1 miles	207	204	208	217	236	14.01%	203	-14	0

\* distance calculated as per google maps

The location of the primary schools within a 5 miles radius from Bocombra Primary School are shown on the map below:-

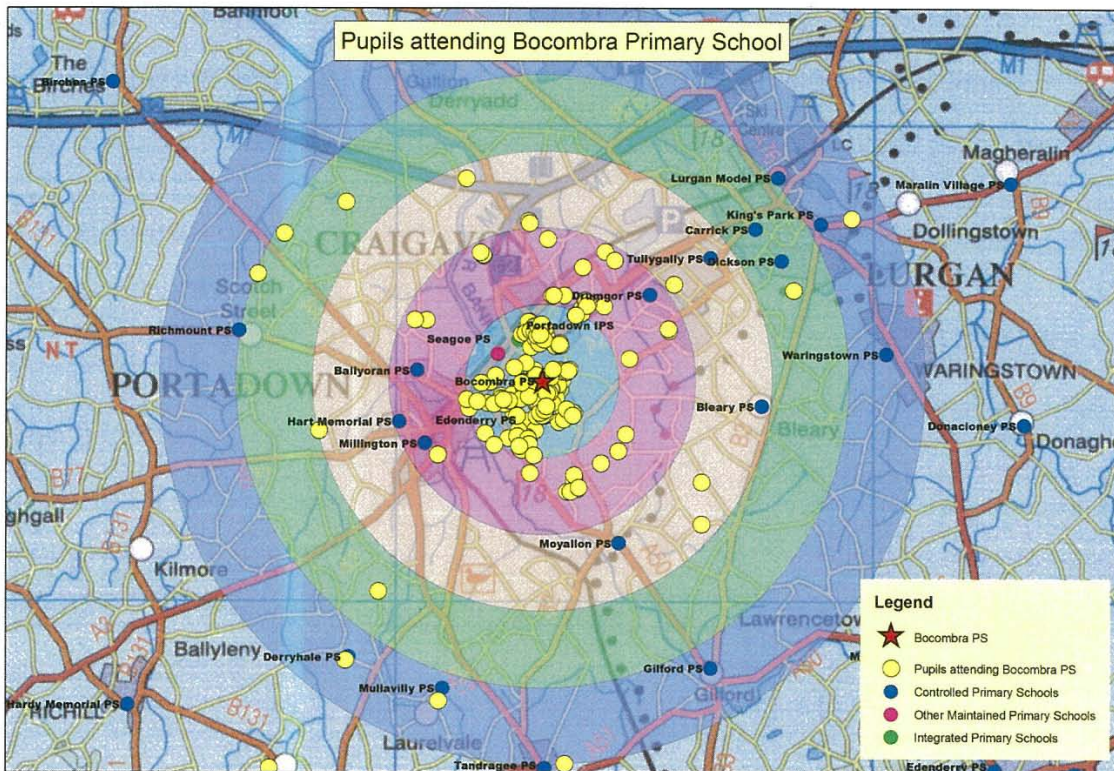


\*Based upon Ordnance Survey of Northern Ireland's data with the permission of Her Majesty's Stationery Office © Crown copyright and database rights NIMA ES&LA 2024\*



## Distribution of Pupils attending Bocombra Primary School

The map below shows the distribution of pupils attending Bocombra Primary School based on enrolments in September 2014.



It is evident from this map that the majority of pupils attending Bocombra Primary School live within a mile of the school. In recent years due to the demand for places the majority of pupils are from within a mile of the school and those children shown on the above map that live 3 plus miles from Bocombra Primary School tend to be in the older classes within the school. In the future it is anticipated that there will be little or no children attending the school from outside a 2 mile radius.

## IMPLEMENTATION PLAN

It is anticipated that the development proposal will be published in May 2015. If the decision is made prior to January 2016, Bocombra Primary School could admit 46 pupils in September 2016 without applying for a temporary variation.

Currently Bocombra Primary School has 11 classrooms which are all suitably sized. This together with the associated ancillary space meets the majority of requirements outlined in the DE Building Handbook.

Therefore if the proposal is approved for 320 pupils there will be no need to provide an additional classroom. It is anticipated that some work could be carried out to provide multi-purpose rooms and additional toilet provision.

## **RESOURCE IMPLICATIONS**

If the proposal is approved the school would require;

- No additional teaching staff are required.
- No extension is necessary although the school would benefit from the provision of a multi-purpose rooms as detailed in the DE Building Handbook. This would cost approximately £80k.

## **STATUTORY CONSULTATION**

Consultation was carried out with the Board of Governors, staff and parents of Bocombra Primary School on 29 April 2015.


Consultation was carried out with the schools likely to be affected by the proposal for Bocombra Primary School on 29 April 2015.

A summary of these responses is as follows;

In support: 7 Board of Governors, Bocombra PS  
Principal and Secretary, Board of Governors, Bocombra PS  
73 Parents of pupils at Bocombra PS  
45 Staff from Bocombra PS

Against: Principal and Secretary to Governors, Edenderry PS Portadown  
1 Parent

# Edenderry Primary School



**Principal:-**  
**Stephen Doyle M.Ed**

**Fax 028 38391198**  
**Tel. 028 38332816**

**Princess Way**  
**Portadown**  
**BT63 5EP**

---

## EDENDERRY PRIMARY SCHOOL BOARD OF GOVERNORS

---

6<sup>th</sup> May 2015

Mairead Maguire  
Head of Admissions and Area Planning  
EA Southern Region  
3 Charlemont Place  
Tha Mall  
Armagh  
BT61 9AX

Dear Sir/Madam

I am writing on behalf of the Board of Governors of Edenderry Primary School to object to Development Proposal No 403 for Bocombra Primary School. The governors are of the opinion that this proposal would have a detrimental effect on the delicate educational balance within the Portadown area. In East Portadown there are four medium sized primary schools located within a mile radius of each other and a number of other schools within a three mile radius of this area.

The Board of Governors feel that any additional pupils coming into the Portadown area can and should be accommodated within the existing enrolment structure as a number of these schools have the capacity to meet the temporary demand for places. The Board of Governors feel that the figures presented on page 3 regarding the demand for PreSchool/Nursery Places are misleading as parents applying for places in Nursery School/Unit often choose another Primary School not associated with the Nursery School/Unit. In the instance of Edenderry Nursery School the criterion of age is used as opposed to distance thus allowing parents from a very wide catchment to apply for places in the Nursery School, very often parents who have no intention of sending their child to one of the named primary schools.

The Board of Governors would assert that the increase in births experienced in the Kernan Ward and Killicomaine areas will be absorbed by the primary schools that serve these wards, namely Edenderry P.S., Drumgor P.S., Bleary P.S., P.I.P.S., Seagoe P.S., St Brendans P.S. and St Anthonys P.S. Furthermore the governors feel it should be noted that the increase in the percentage birth rates in these wards is counterbalanced by the decrease or minimal increase in other neighbouring wards served by the schools mentioned.

This assertion is borne out by the fact that Bocombra P.S. was unable to accept 4 pupils in 2014/15, a fact that strongly suggest the available places across the area meet the demand.

On examination of the figures published on page 7 Edenderry Primary School has 38 places available, Hart Memorial Primary School has 113 places available, Drumgor Primary School has 112 places available, Bleary Primary School has 47 places available and Ballyoran Primary School has 208 places available. These schools are all dependant on a limited number of children for their financial viability. The Board of Governors are concerned over the long term sustainability of the current system if one or more schools have their Enrolment and consequently Admission Numbers increased and the damaging effect on the smooth running of these schools should one school be allowed to grow at the expense of others. **Such a scenario would not be in keeping with the concept of area planning.**

The Board of Governors of Edenderry Primary School are of the opinion that decisions on increasing the enrolment capacity of primary schools within this area should not be taken until all the schools in this catchment area are at full capacity. The governors believe that the decision should then be based on suitability for growth in terms of buildings, grounds and the ability of a school to safely transfer in and out the parent/pupil body of the school without placing members of the school community at risk and gridlocking roads assuming that all the schools concerned continue to successfully serve the local community as they currently are doing.

Yours sincerely

STEPHEN DOYLE  
Secretary to Board of Governors

Dear Mrs M Maguire.

Quite contrary to the proposed letter overleaf, I strongly oppose the development of Boconbra Primary School unless there is sufficient funding for numerous additional teachers, resources, additional space, both indoors & out. If there are more children, where will they fit in the assembly hall/canteen. Will there be additional toilets etc. What about extra space to play & car parking facilities. Both car parks and along the roads outside both gates are a health hazard, an accident waiting to happen. Hence I very strongly am AGAINST any expansion of the school as the space simply isn't there & it would be too dangerous.

Yours sincerely,  
A Concerned Parent.



**THE EDUCATION AND TRAINING INSPECTORATE RESPONSE TO A DEVELOPMENT PROPOSAL (DP)**

**SECTION 1 RESPONSE FORM**

PHASE	Primary
ELB	EA
DP REFERENCE NUMBER (S)	403
PROPOSAL (S)	Bocombra Primary School - extension of approved enrolment from 300 to 320 children
DATE OF RECEIPT OF DP (DI)	6.10.15
DATE OF RETURN OF DP (DI)	22.10.15
DATE OF RETURN to APPT Via ACI	22-10-15
ACI DIRECTORATE TITLE	Paul Mc Alister , ACI
NAME OF DE CONTACT AND DATE AS STATED ON EMAIL	Christine Murnin 6.10.15
Note about this response: (where relevant)	

## **EDUCATIONAL PROVISION**

### **ETI Focused Inspection 19.10.09**

- The children were well motivated to learn;
- standards in literacy and numeracy were good;
- the teaching was good or better; and
- the provision for special educational needs was very good.
- At the time of the inspection, the principal had been in post for almost a year and a half and was providing good leadership and had good working relationships.
- The overall conclusion was good, with important strengths; there was a need to develop the self-evaluation of learning and teaching to raise the children's attainments in literacy and numeracy.

### **ETI District visit 21.10.15**

- The District visit included a joint lesson observation of key stage 2 numeracy with the principal; the lesson was of outstanding quality. The principal was knowledgeable regarding the factors which made the lesson highly effective. The teacher was extremely well informed on strategies for progression and differentiation.
- The school development plan is comprehensive with extensive action plans.
- The co-ordinators track and analyse the children's progress thoroughly.
- There have been new appointments due to retirements; a specialist mathematics teacher has been appointed who has a very thorough overview of the school provision and children's attainments.
- The special educational needs provision is extensive and very effective.

## **ETI KNOWLEDGE**

### **ETI District visit 21.10.15**

As above.

In addition, during a walk around all of the school provision, it was observed that all available space is in use, there are attractive displays, well-kept accommodation, tidy and well-ordered classrooms and resource areas.

The children are well-behaved and polite; the staff are welcoming and open when discussing their practice.

Co-ordinators now observe the learning and teaching for their subjects by their colleagues. The principal monitors and evaluates planning, learning and teaching through observation and detailed collation and analysis of data.

## **ETI EVIDENCE**

ETI support the proposal to increase the approved enrolment from 300 to 320 children. The school has 323 children at present and there have been temporary variations each year from 2013.

There has been an extension completed to replace some temporary classrooms. The rooms

are now in use as classrooms, resource areas, library and nursery accommodation.

Due to the demands of the pupil numbers, the classes are:

Two Year 1 classes

Y2

Y2/3 composite class

Y3

Two Y4 classes

Two Year 5 classes

Y6

Y6/7 composite class

Y7

In addition, the nursery has 26 children with part-time provision.

The school has been oversubscribed for the last five years; first preference applications have exceeded the admission numbers by up to 39%.

The school has an admission policy of taking children from within 50 metres of the school gates, despite this, there are more requests for admissions than there are places, consequently, there is a long waiting list for places.

#### **MATTERS ARISING OR FURTHER QUERIES BY ETI**

None

#### **OTHER RELVANT INFORMATION**

The demographics in the area are described in detail in the development proposal. In particular the Kernan Ward, in which the school is situated, has an increase in births of 48%. The population projections are that the school numbers will continue to rise.

The population in the area immediately around the school continues to grow, 40 new houses are being built currently on the school boundary. There are good employment opportunities in the immediate area i.e. Craigavon Hospital and Almac, thus bringing more families into the area.

Within the immediate area, Seagoe Primary School and Portadown Integrated Primary School are oversubscribed and have development proposals in to increase their admissions, or are in the process of writing such to submit to DE. Edenderry Primary School had six unfilled Year 1 places in September 2014.

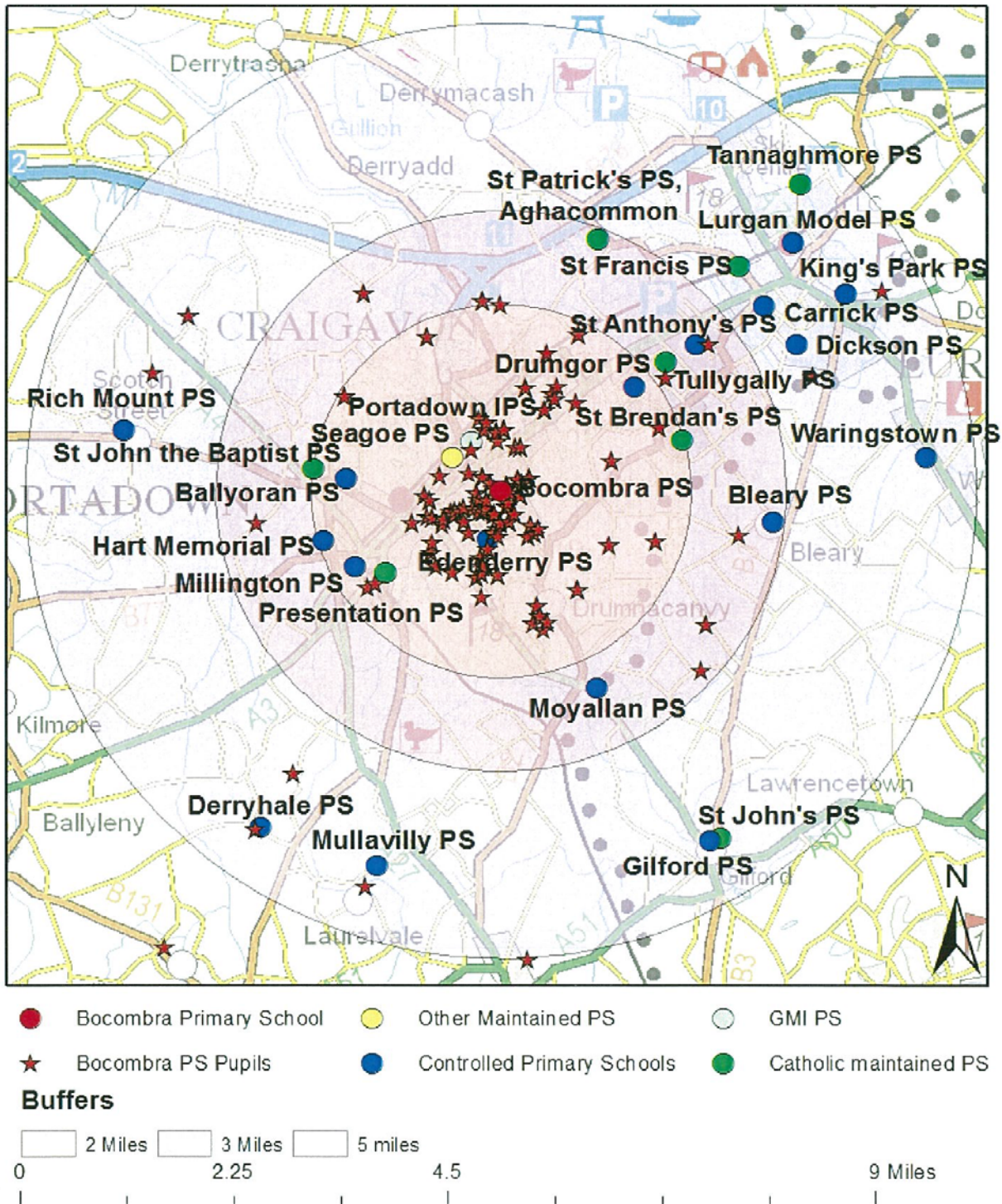
#### **RECOMMENDATION**

ETI recommends that the extension to the enrolment from 300 to 320 children is approved for Bocombra Primary School.



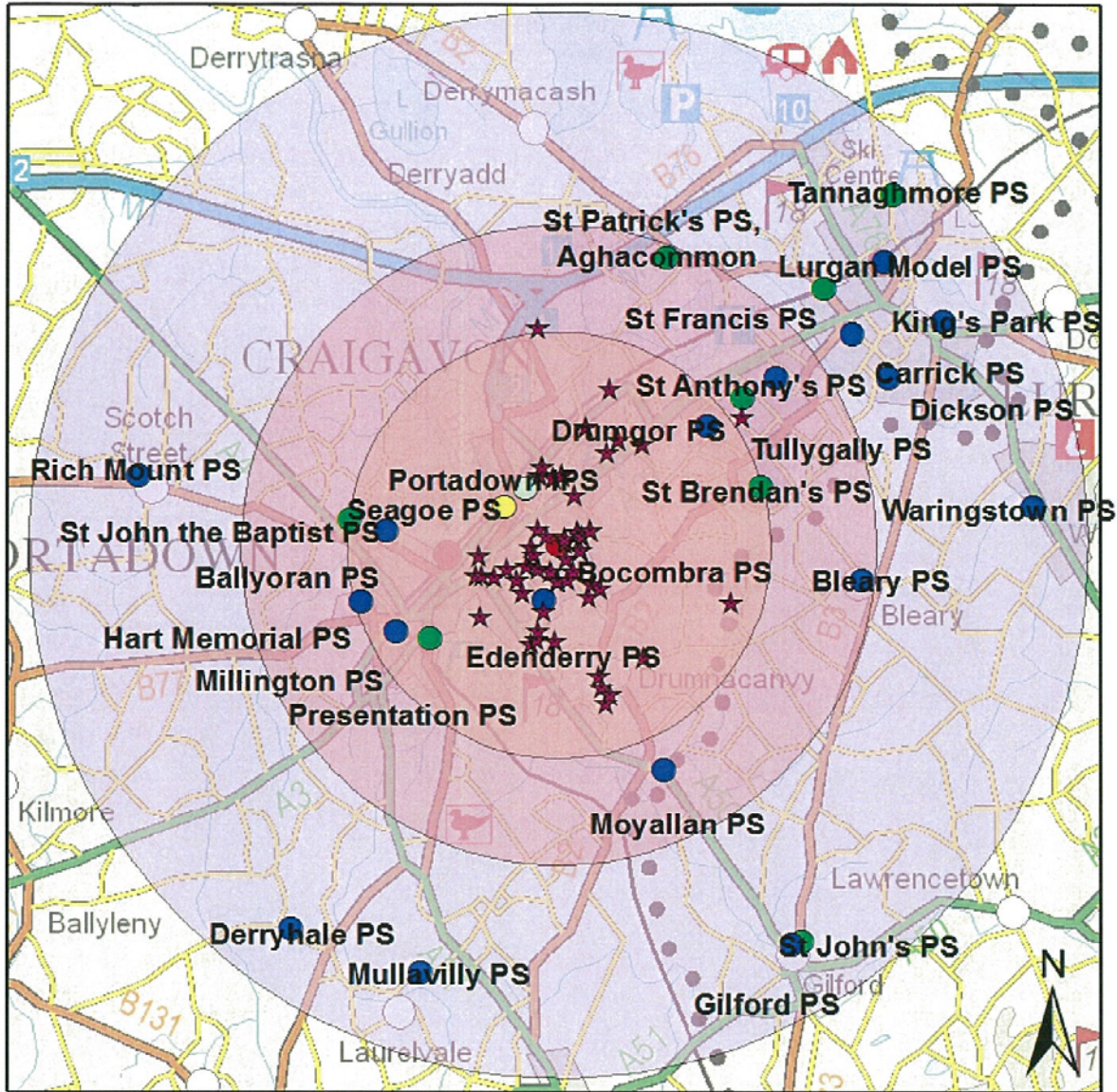
Map 2 – Pupil Location of Bocombra PS pupils 2014/15

**Bocombra Primary School - Pupil Location**



Map 3 Pupil Location of Bocombra PS Year 1 and 2 pupils 2014/15


**Bocombra Primary School - Pupil Location**



- ★ Bocombra PS Pupil location Year 1 & Year 2
- Other Maintained PS
- GMI PS
- Bocombra Primary School
- Controlled Primary Schools
- Catholic maintained PS

**Buffers**

- 2 Miles
- 3 Miles
- 5 miles



## APPENDIX E

Table 1 – Historical Enrolments at Bocombra PS by Year Group

Academic Year	Year 1	Year 2	Year 3	Year 4	Year 5	Year 6	Year 7	Total No of Pupils
2010/2011	41	46	37	40	34	44	49	291
2011/2012	48	43	46	37	41	35	45	295
2012/2013	50	50	43	46	37	40	33	299
2013/2014	47	51	52	42	46	35	40	313
2014/2015	46	48	51	52	42	45	35	319

### Needs Model Analysis

#### **Pupil population projections 2014 – 2025**

The table below shows the total actual and projected pupil population over 12 years for Craigavon Borough Council Area.

Area	Controlled Schools	Maintained Schools	Integrated Schools	Total Craigavon Borough Council
<b>2014</b>	5050	4273	231	9554
<b>2015</b>	5230	4427	239	9897
<b>2016</b>	5391	4565	247	10203
<b>2017</b>	5506	4664	252	10422
<b>2018</b>	5599	4743	256	10598
<b>2019</b>	5649	4786	258	10693
<b>2020</b>	5686	4817	260	10762
<b>2021</b>	5725	4850	262	10836
<b>2022</b>	5749	4870	263	10882
<b>2023</b>	5757	4877	263	10897
<b>2024</b>	5712	4839	261	10813
<b>2025</b>	5659	4794	259	10712

**Table 3 – Historical Enrolments at schools within a 5 mile radius of Bocombra PS**

Ref	School	Distance (miles)	10/11	11/12	12/13	13/14	14/15	Approved Enrolment	Unfilled places	14/15 SEN	Prov 15/16
501-6128	Bocombra PS	-	291	295	299	313	319	300	-	*	323
<b>Controlled</b>											
	<b>Within 2 miles</b>										
501-1189	Edenderry PS	0.9	335	334	369	361	363	370	7	33	378
501-6007	Millington PS	2.2	571	590	633	646	647	666	19	12	663
501-6117	Ballyoran PS	2.4	175	172	167	174	199	400	301	12	200
501-6080	Drumgor PS	2.9	164	177	181	193	213	375	162	*	236
501-1129	Hart Memorial PS	3.1	242	261	278	305	332	445	113	7	367
	<b>Sub-total</b>		<b>1487</b>	<b>1534</b>	<b>1628</b>	<b>1679</b>	<b>1754</b>	<b>2256</b>	<b>602</b>	<b>69</b>	<b>1844</b>
	<b>Within 5 miles</b>										
501-6543	Moyallan PS	2.7	176	189	193	206	205	204	0	*	205
501-1190	Tullygally PS	3.4	91	82	91	104	116	232	116	*	130
501-1602	Bleary PS	3.5	56	63	72	91	98	145	47	*	113
501-1127	Carrick PS	4.4	274	273	290	324	342	423	81	36	377
501-6065	Dickson PS	4.4	140	150	154	155	186	227	41	8	185
501-1165	Richmount PS	4.7	91	99	108	107	120	139	19	*	120
501-0992	Lurgan Model PS	4.9	152	159	172	170	182	196	14	6	183
501-1596	Gilford PS	5.0	78	78	76	68	69	173	104	0	69
501-1124	King's Park PS	5.2	527	549	574	598	649	658	9	20	663
501-1095	Mullavilly PS	5.4	89	105	105	124	133	125	0	*	130
501-1157	Derryhale PS	5.6	82	86	86	91	84	105	21	*	81
501-1598	Waringstown PS	6.1	381	385	381	422	428	389	0	*	398
	<b>Sub-total</b>		<b>2137</b>	<b>2218</b>	<b>2302</b>	<b>2460</b>	<b>2612</b>	<b>3016</b>	<b>452</b>	<b>86</b>	<b>2654</b>
	<b>Controlled Total</b>		<b>3624</b>	<b>3752</b>	<b>3930</b>	<b>4139</b>	<b>4366</b>	<b>5272</b>	<b>1054</b>	<b>155</b>	<b>4498</b>
<b>Maintained</b>											
	<b>Within 2 miles</b>										
503-6586	Presentation PS	1.8	210	215	224	250	257	296	39	9	267
503-6101	St Brendan's PS	2.4	356	386	404	402	427	564	137	9	418
503-6173	St John the Baptist PS	2.5	378	386	405	406	435	495	60	6	439
	<b>Sub-total</b>		<b>944</b>	<b>987</b>	<b>1033</b>	<b>1058</b>	<b>1119</b>	<b>1355</b>	<b>236</b>	<b>24</b>	<b>1124</b>
	<b>Within 5 miles</b>										
503-1184	St Anthony's PS	3.3	464	514	525	545	574	581	7	32	602
503-1168	St Patrick's PS, Aghacommon	4.2	210	209	215	214	213	248	35	*	217
503-6633	St Francis PS, Lurgan	4.3	711	735	751	762	745	741	0	14	748
503-1669	St John's PS, Gilford	5.0	133	126	130	119	121	172	51	*	126
503-1103	Tannaghmore PS	5.4	632	611	620	615	633	620	0	14	634
	<b>Sub-total</b>		<b>2150</b>	<b>2195</b>	<b>2241</b>	<b>2255</b>	<b>2286</b>	<b>2362</b>	<b>93</b>	<b>65</b>	<b>2327</b>
	<b>Maintained Total</b>		<b>3094</b>	<b>3182</b>	<b>3274</b>	<b>3313</b>	<b>3405</b>	<b>3717</b>	<b>329</b>	<b>89</b>	<b>3451</b>
<b>Other Maintained</b>											
504-6137	Seagoe PS	0.9	261	270	280	291	294	249	0	10	294
<b>GMI</b>											
506-6553	Portadown IPS	1.1	206	204	208	217	235	203	0	8	276
	<b>Overall Total</b>		<b>7185</b>	<b>7408</b>	<b>7692</b>	<b>7960</b>	<b>8300</b>	<b>9441</b>	<b>1383</b>	<b>262</b>	<b>8519</b>

\* 2015 figures are not verified. \*\*Totals exclude Bocombra PS

**Table 4 – Historical Admissions at schools within a 5 mile radius of Bocombra PS**

School Ref	School Name	Admission to P1					App Adm	P1 Unfilled Places	14/15 P1 SEN	Prov 15/16 P1
		2010	2011	2012	2013	2014				
501-6128	Bocombra PS	41	48	50	47	46	46	0	0	45
<b>Controlled</b>										
	<b>Within 2 miles</b>									
501-1189	Edenderry PS	54	44	66	41	57	57	0	*	58
501-6007	Millington PS	94	95	98	93	99	95	0	0	100
501-6117	Ballyoran PS	30	29	35	25	37	57	20	*	18
501-6080	Drumgor PS	38	33	37	33	38	54	16	0	35
501-1129	Hart Memorial PS	39	50	46	55	48	60	12	0	62
	<b>Sub-total</b>	<b>255</b>	<b>251</b>	<b>282</b>	<b>247</b>	<b>279</b>	<b>323</b>	<b>48</b>	<b>6</b>	<b>273</b>
	<b>Within 5 miles</b>									
501-6543	Moyllan PS	29	31	30	30	28	29	*	0	30
501-1190	Tullygally PS	17	22	12	20	22	30	8	0	21
501-1602	Bleary PS	7	11	14	23	18	21	*	0	23
501-1127	Carrick PS	41	46	51	60	46	60	14	*	60
501-6065	Dickson PS	20	26	27	27	26	30	4	0	25
501-1165	Richmount PS	10	16	23	11	21	20	0	0	15
501-0992	Lurgan Model PS	23	24	31	30	30	28	0	*	23
501-1596	Gilford PS	5	11	14	9	10	25	15	0	7
501-1124	King's Park PS	88	92	93	98	100	94	0	*	98
501-1095	Mullavilly PS	9	26	17	21	23	24	*	0	18
501-1157	Derryhale PS	12	12	10	17	12	15	*	0	10
501-1598	Waringstown PS	60	65	60	56	56	56	0	0	54
	<b>Sub-total</b>	<b>321</b>	<b>382</b>	<b>382</b>	<b>402</b>	<b>392</b>	<b>432</b>	<b>49</b>	<b>*</b>	<b>384</b>
	<b>Controlled Total</b>	<b>576</b>	<b>633</b>	<b>664</b>	<b>649</b>	<b>671</b>	<b>755</b>	<b>97</b>	<b>10</b>	<b>657</b>
<b>Maintained</b>										
	<b>Within 2 miles</b>									
503-6586	Presentation PS	40	26	35	40	28	42	14	0	31
503-6101	St Brendan's PS	67	69	53	57	66	81	15	0	52
503-6173	St John the Baptist PS	54	57	66	57	75	71	0	*	62
	<b>Sub-total</b>	<b>161</b>	<b>152</b>	<b>154</b>	<b>154</b>	<b>169</b>	<b>194</b>	<b>29</b>	<b>*</b>	<b>145</b>
	<b>Within 5 miles</b>									
503-1184	St Anthony's PS	72	93	82	85	92	83	0	*	79
503-1168	St Patrick's PS, Aghacommon	32	29	32	32	34	35	*	0	36
503-6633	St Francis PS, Lurgan	114	119	113	113	98	106	8	*	109
503-1669	St John's PS, Gilford	22	18	14	13	17	25	8	0	22
503-1103	Tannaghmore PS	104	75	100	88	90	87	0	*	93
	<b>Sub-total</b>	<b>344</b>	<b>334</b>	<b>341</b>	<b>331</b>	<b>331</b>	<b>336</b>	<b>17</b>	<b>7</b>	<b>339</b>
	<b>Maintained Total</b>	<b>505</b>	<b>486</b>	<b>495</b>	<b>331</b>	<b>654</b>	<b>530</b>	<b>46</b>	<b>8</b>	<b>484</b>
<b>Other Maintained</b>										
504-6137	Seagoe PS	39	40	46	42	43	36	0	*	46
<b>GMI</b>										
506-6553	Portadown IPS	30	29	30	42	43	29	0	*	61
	<b>Overall Total</b>	<b>1150</b>	<b>1188</b>	<b>1235</b>	<b>1218</b>	<b>1580</b>	<b>1544</b>	<b>172</b>	<b>22</b>	<b>1248</b>

\* 2015 figures are not verified. \*\*Totals exclude Bocombra PS

Table 5 - Annual Area Profile for Bocombra PS

Primary School Annual Area Profile June 2015

DE Ref No:	School Name:	Status:	Council Area:
5016138	Bocombra Primary School, Portadown	Controlled	CRAIGAVON

Annual Census Information			
Year	Total pupils Y1-Y7	IMU	FSME %
2011/12	295	0	6.4
2012/13	299	0	7.7
2013/14	313	0	7.3
2014/15	319	0	7.8
Approved Reception – Year 7 enrolment number			300
Approved Reception – Year 7 admissions number			46
Year 1 Pupils 2014/15			46
First Preferences Applications 2014/15			50

Formal Intervention	
In formal intervention any period 1 April 2014 – 31 March 2015	NO

Budgets			
Year	Available Delegated Resources £	Surplus/Deficit £	Surplus/Deficit %
2011/12	858,052	68,329	7.96%
2012/13	862,693	47,313	5.48%
2013/14	863,682	22,681	2.63%

KEY TO SYMBOLS & TEXT USED IN DATA ABOVE	
Symbol / Text	Definition
*	Relates to fewer than 5 cases.
#	Means that a figure greater than or equal to 5 had been treated to prevent disclosure of a small number elsewhere
-	School not open in the relevant academic year
n/a	No year 7 pupils