



NI CENTRAL INVESTMENT FUND FOR CHARITIES

Fund Update December 2022

Fund Background

Established in 1965 through the Charities Act (Northern Ireland) 1964, the Northern Ireland Central Investment Fund for Charities (the Fund) aims to provide trustees of charities with the opportunity to invest all or part of their funds with the benefit of expert supervision. It is managed by the Department through recognised fund managers (currently abrdn, formerly known as Aberdeen Standard Capital), and its investment policy is guided by a locally based Advisory Committee appointed by the Department.

Fund Aim & Risk Profile

Aim: The primary objective of the Fund is to generate income and thereafter long-term capital growth in real terms. The recommended investment timeframe is 5 years and over. The Fund aims to achieve an annual return of 3.5% (net of fees and charges) above the UK rate of inflation as measured by CPI, over the medium term through a combination of income and capital growth.

Income : The fund aims to distribute an income of 3% per annum to investors.

Risk Profile: Based on the definitions of risk determined by abrdn, the portfolio is categorised as being managed with a medium high risk approach.

Fund Facts

Launch Date:	March 1965
Share Price:	1423.80 pence
Fund Value:	£56,151,132
Portfolio Manager:	abrdn
Cost Associated With Management Of the Fund:	0.62%*
Dividend Payment:	Biannual - June & December

*Information based on 2021 calendar year and % calculated against 31 December 2021 valuation.

Performance against Benchmark (%)

	3 Months	Rolling 12 Months	3 Years Annualised	5 Years Annualised
Fund	3.3	-9.3	3.5	4.9
Benchmark	3.6	14.0	9.1	6.6
Difference	(0.3)	(23.3)	(5.6)	(2.3)

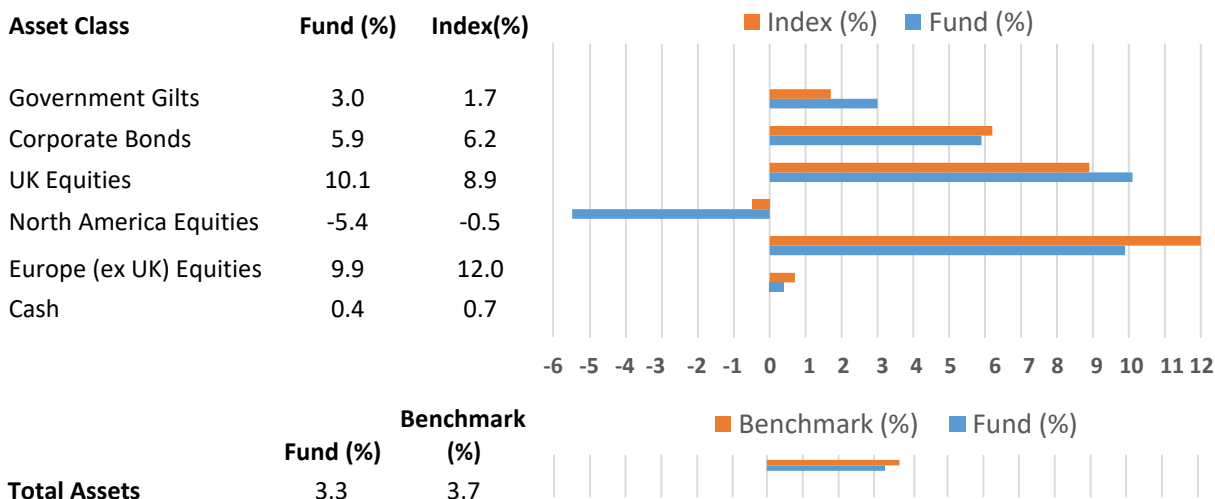
Discrete Calendar Year Performance (%)

	2022	2021	2020	2019	2018	2017
Fund	-9.3	13.8	7.4	17.6	-2.8	10.6
Benchmark	14.0	9.1	4.1	12.1	-5.3	10.0
Difference	(23.3)	4.7	3.3	5.5	2.5	0.6

Current Benchmark UK CPI +3.5% p.a. (from 01/04/2019) prior to this the benchmark was a composite of 12.5% FTSE UK Gilts All Stocks, 12.5% ICE BoAML Stg non-Gilts, 50% FTSE All Share, 20% FTSE World Index Series, 5% UK LIBID 7-day rate.

All performance returns are Total Returns unless otherwise specified. Performance figures for the Fund are calculated net of the management fee.

Performance Attribution for Quarter





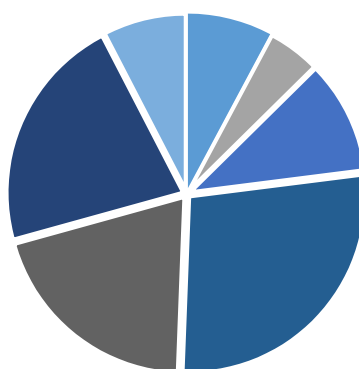
NI CENTRAL INVESTMENT FUND FOR CHARITIES Fund Update December 2022

Top 10 Holdings

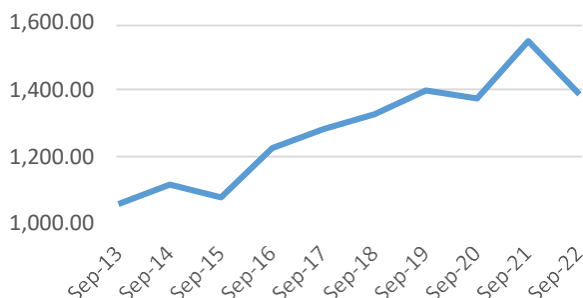
1. Aberdeen Liquidity Fund
2. Shell
3. Astrazeneca
4. UK Gov Gilts 0.25%
5. BHP Group
6. UK Gov Gilts 0.75%
7. BP
8. Total Energies
9. Microsoft
10. Asml

Total Holdings: 65 – the top 10 holdings make up 30.5% of the Fund.

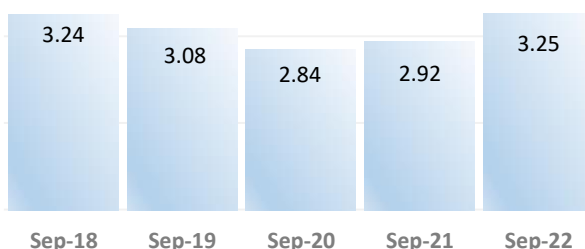
Investment Mix



Share Price Trend (Pence)



Income Yield Trend (%)



Outlook Commentary

Being cautiously optimistic, the stars have aligned somewhat this quarter to produce a multitude of positive news. Some semblance of political and economic stability restored in the UK, the hope that the worst of the inflationary pressures we have experienced are behind us and the reopening of the Chinese economy all act as something of a constellation prize after what has been a difficult year for investors. However, with a difficult few months ahead, especially for the UK and Europe, its expected most western economies to slip into recession in 2023 as the hot labour market we witnessed for much of 2022 begins to cool and central bank rate hikes serve to stymie the global economy.

Although central banks appear to be reducing the extent to which they are pushing up borrowing costs, it is possible that stubbornly high inflation will result in many having to raise rates more than expected, subsequently sitting at elevated levels for longer, before even considering a pivot and loosening policy.

Abrdn's quality, sustainable growth approach maintains their focus on companies underpinned by long term structural growth themes. They seek to identify businesses that will benefit from shifting trends while avoiding those where change will be detrimental.

Experience has taught them that companies that have strong balance sheets and can create value by generating cash flow exceeding their operational requirements tend to generate stronger and more sustainable returns. They are also usually better positioned to reinvest in their businesses and distribute earnings to shareholders. Abrdn believe these types of companies merit long-term positions in portfolios regardless of shorter term sentiment.

Contact

If you would like further information on the NICIFC you can contact us on:

Tel: (028) 90512604 E-mail: nicifc@communities-ni.gov.uk

Address: NICIFC, Level 5 Causeway Exchange, 1-7 Bedford Street, Belfast, BT2 7EG

Website: <https://www.communities-ni.gov.uk/articles/northern-ireland-central-investment-fund-charities>

Issued by Northern Ireland Central Investment Fund for Charities(NICIFC).

All information (excluding Historic Fund Performance) is sourced from abrdn.

Past performance (actual or simulated) is not a reliable indicator of future results. The value of an investment in the Fund may fall as well as rise and investors may not get back the amount originally invested.

Portfolio and benchmark returns are preliminary estimates provided by abrdn and have not been verified externally. They could, therefore, be liable to subsequent adjustment.

All data as at 31 December 2022.

This is a financial promotion and is not intended as investment advice.