

Employment Service Support Statistical Factsheet

Statistics from June 2014 to March 2015 (December Update)

Date of Publication:
16th December 2015

Frequency of Publication:
Quarterly

Issued by:
Analytical Services
Department for Employment
& Learning
6th Floor
Gloucester House
57-63 Chichester Street
Belfast
BT1 4RA

Public Enquires:
Analytical Services
(028) 90 257762

Statistician:
Sharon Jamison / Peter Martin

Email:
analyticalservices@delni.gov.uk

Internet:
<http://www.delni.gov.uk/topics/del-statistics-and-research>

Links:

[Factsheet Tables](#)
[User Guidance](#)

The Employment Service Support (ESS) was designed to assist those unemployed or economically inactive, to find employment at the earliest opportunity. It was introduced in June 2014 as an interim measure, to facilitate the transition between the Steps to Work and Steps 2 Success employment programmes. Provision was tailored to individual needs and all participation on the programme was voluntary.

This factsheet and associated tables provide key statistics on the number of starts on ESS and the number of those assisted into employment.

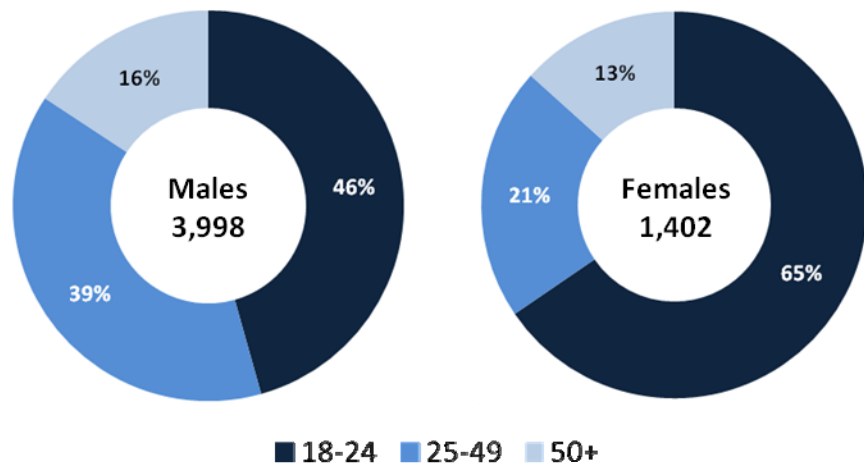


Starts

A total of 5,400 participants started ESS over its duration (June 2014 – March 2015). Of those participants, 53% had previously been on the Steps to Work programme, which ran from September 2008 to March 2015.

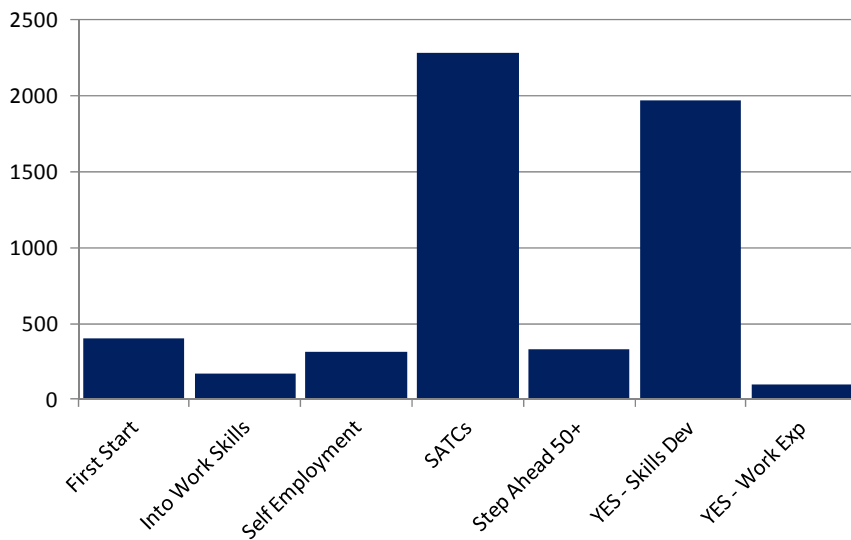
Figure 1 below illustrates the proportion of participants starting by gender and age category. The 18-24 age group account for the largest proportion of male and female starts (46% and 65% respectively). This can be attributed to the fact that the unemployment rate is higher for this age group, and that ESS provides a number of measures specifically targeted at this age group.

Figure 1 – Starts by Age and Gender




As can be seen above, males account for almost three times as many starts as females (74%). This follows the trend of Jobseekers Allowance claimants, of which an average of 70% were male, over the period June 2014 – March 2015.

Figure 2 – Number of Starts by Strand



Participants starting ESS could avail of up to 7 different strands, providing a range of measures to help them find employment, including work placements and qualifications.

Figure 2 shows the most popular strand was the Short Accredited Training Course (SATC), which gave participants the opportunity to develop new vocational skills or obtain a recognised qualification. This strand accounted for 41% of all starts. The Skills Development strand which ran as part of the Youth Employment Scheme (YES) was also popular, accounting for 35% of all starts. This was targeted at the 18-24 age group and offered an accredited qualification.



Found Work

The following statistics report on those clients who found unsubsidised employment on leaving ESS. They show the percentage of participants who move into employment within 13 weeks of leaving and those who sustain employment for 13 weeks or more.

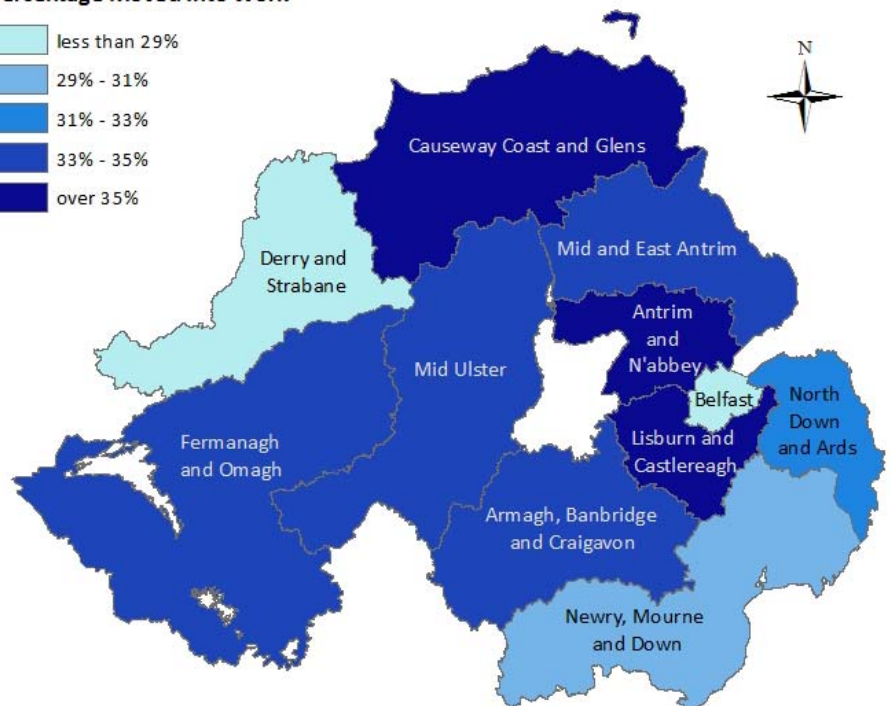
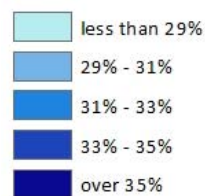
In the period up to March 2015, a total of 3,729 participants left ESS, of which 31% moved into unsubsidised employment.

Figure 3 shows the variation in the proportion of participants finding employment across the 11 local district councils. Lisburn & Castlereagh outperform the other council areas, with 38% of participants finding employment, compared to the lowest figure of 27% recorded for Belfast.

Excluding Self Employment, First Start and YES – Skills Development had the highest proportion of leavers moving into employment with 49% and 41% of leavers finding employment respectively. Both these strands were created specifically for 18-24 year olds. This group are perceived to be closer to the labour market as generally they have been unemployed for shorter periods and are more likely to be recently qualified.

Figure 3 - Percentage of participants who moved into unsubsidised employment from Employment Service Support (June 2014 – March 2015)

Percentage Moved Into Work



Of those who left ESS, 25% sustained employment for 13 weeks or more, with both Causeway Coast & Glens and Lisburn & Castlereagh district councils reporting the highest proportion at 30%.