






## Title: EU and UK Deadweight Cattle Prices - Heifers R3 Equivalent (€ Cents) week 45/2024

Source: EU Commission (Weekly Deadweight Beef Carcase Prices), AHDB and LMC  
 Date: 18 November 2024  
 Contact: bulletin@lmcni.com  
 Website: www.lmcni.com

Market Information Department  
  
 Livestock & Meat Commission

| Position last Mth | Position this Mth | Country          | Price last Mth (w/e 13.10.24) | Price this Mth (w/e 10.11.24) | Change on Mth (cents) |
|-------------------|-------------------|------------------|-------------------------------|-------------------------------|-----------------------|
| 1                 | 1                 | Great Britain    | 613.6                         | 625.9                         | +12.3                 |
| 2                 | 2                 | Italy            | 589.8                         | 600.4                         | +10.6                 |
| 3                 | 3                 | Northern Ireland | 587.3                         | 594.5                         | +7.2                  |
| 4                 | 4                 | Spain            | 561.5                         | 573.6                         | +12.1                 |
| 5                 | 5                 | France           | 557.0                         | 556.0                         | -1.0                  |
| 6                 | 6                 | Portugal         | 530.1                         | 552.8                         | +22.6                 |
| 7                 | 7                 | Sweden           | 524.3                         | 529.3                         | +5.0                  |
| 8                 | 8                 | Ireland          | 510.3                         | 527.1                         | +16.8                 |
| 9                 | 9                 | Germany          | 509.6                         | 522.6                         | +13.0                 |
| 10                | 10                | Poland           | 508.2                         | 515.0                         | +6.8                  |
| 12                | 11                | Austria          | 490.4                         | 507.1                         | +16.7                 |
| 11                | 12                | Slovenia         | 496.7                         | 506.1                         | +9.3                  |
| 13                | 13                | Belgium          | 486.2                         | 488.9                         | +2.7                  |
| 14                | 14                | Denmark          | 458.1                         | 470.1                         | +12.0                 |
| 15                | 15                | Romania          | 455.9                         | 444.1                         | -11.8                 |
| 16                | 16                | Czech Republic   | 409.3                         | 408.0                         | -1.3                  |
| 17                | 17                | Lithuania        | 400.6                         | 398.1                         | -2.5                  |
| <b>EU Average</b> |                   |                  | <b>533.9</b>                  | <b>542.0</b>                  | <b>+8.1</b>           |
| Euro (€1=)        |                   |                  | <b>83.8</b>                   | <b>83.5</b>                   | <b>-0.2</b>           |

### Key trends

-  In the w/e 10/11/24 the average R3 heifer price in the EU was 542.0c/kg, up 8.1c/kg from the w/e 13/10/24.
-  NI remained in third position on the EU league table with an equivalent price of 594.5c/kg, this was up 7.2c/kg from the w/e 13/10/24. In the w/e 13/10/24 the R3 heifer price in NI was 53.4c/kg above the EU average and 52.5c/kg above the EU average price in the w/e 10/11/24.
-  GB remained in first position on the EU league table in the w/e 10/11/24. The equivalent R3 heifer price was 625.9c/kg, up 12.3c/kg from the w/e 13/10/24. GB was 79.7c/kg ahead of the EU average in the w/e 13/10/24 and 83.9c/kg ahead of the EU average price in the w/e 10/11/24.
-  In ROI the R3 heifer price was 527.1c/kg in the w/e 10/11/24, up 16.8c/kg from the w/e 13/10/24. ROI remained in eighth position on the EU league table in the w/e 10/11/24. ROI was 14.9c/kg below the EU average price and 67.4c/kg behind the same price in NI in the w/e 10/11/24.
-  The euro rate decreased to €1= 83.5p in the w/e 10/11/24.