

# Daily COVID-19 Surveillance Bulletin

---

## PHA Health Protection Respiratory Surveillance Team

Date generated: 07/04/2020

**Version 2.5 - Data correct to 07/04/2020 at 11:15**

COVID-19 is the disease name and SARS-COV2 is the virus name.

### **New reports since yesterday**

**<sup>1</sup>Number of laboratory confirmed COVID-19 cases: 97**

**<sup>2</sup>Number of reported deaths associated with COVID-19: 3**

**<sup>3</sup>Number of individuals tested for SARS-COV2 Virus: 418\***

### **Summary to date**

**<sup>1</sup>Cumulative number of laboratory confirmed COVID-19 cases: 1255**

**<sup>2</sup>Cumulative number of reported deaths associated with COVID-19: 73**

**<sup>3</sup>Number of Individuals tested for SARS-COV2 Virus: 9158**

*\*Tests were initially conducted by the Regional Virology Laboratory (RVL) Belfast for all of Northern Ireland. On 30/03/2020, laboratory testing data from the NHSCT (testing started 23/03/2020) and from the SHSCT (testing started 28/03/2020) are now included in the figures. Laboratory testing data from the WHSCT (testing started 03/04/2020) is not currently included due to reporting issues. This data is accurate at the time of the report but due to processing times, testing numbers may change (e.g. indeterminate tests may be retested with a positive/negative result).*

## Definitions (as at 02/04/2020)

### <sup>1</sup>Laboratory confirmed COVID-19 cases

A laboratory confirmed COVID-19 case is an individual that:

- has clinical evidence of COVID Disease<sup>1</sup>
- has a positive laboratory result for SARS-COV2

*Source of data:* laboratory reports from Regional Virus Laboratory, NHSCT (testing started 23/03/2020) and SHSCT (testing started 28/03/2020).

Please note:

- This number refers to individuals, NOT number of tests performed by laboratory. An individual may have had more than one test for clinical purposes.
- This includes people that may have had a test taken in previous days (not just the last 24 hours) due to processing times.
- A laboratory confirmed case will predominantly include patients admitted to a HSC Trust acute hospital but as the testing strategy is rolled out it may change to include those with clinical disease that are also tested in the community (e.g. health care workers).

### <sup>2</sup>Trust Deaths associated with COVID-19

Death of an individual reported as having a positive result for SARS-COV2 within the previous 28 days of death.

*Source of data:* clinician reports (e.g. HSC Trusts), Regional Virus Laboratory and local laboratory reports.

Please note, this number refers to individuals who have died within 28 days of first positive result, whether or not COVID-19 was the cause of death. Data correct up to 09:15 on morning of the report.

### <sup>3</sup>Individuals tested for SARS-COV2 virus

An individual is tested if they meet the case definition for testing (as above).

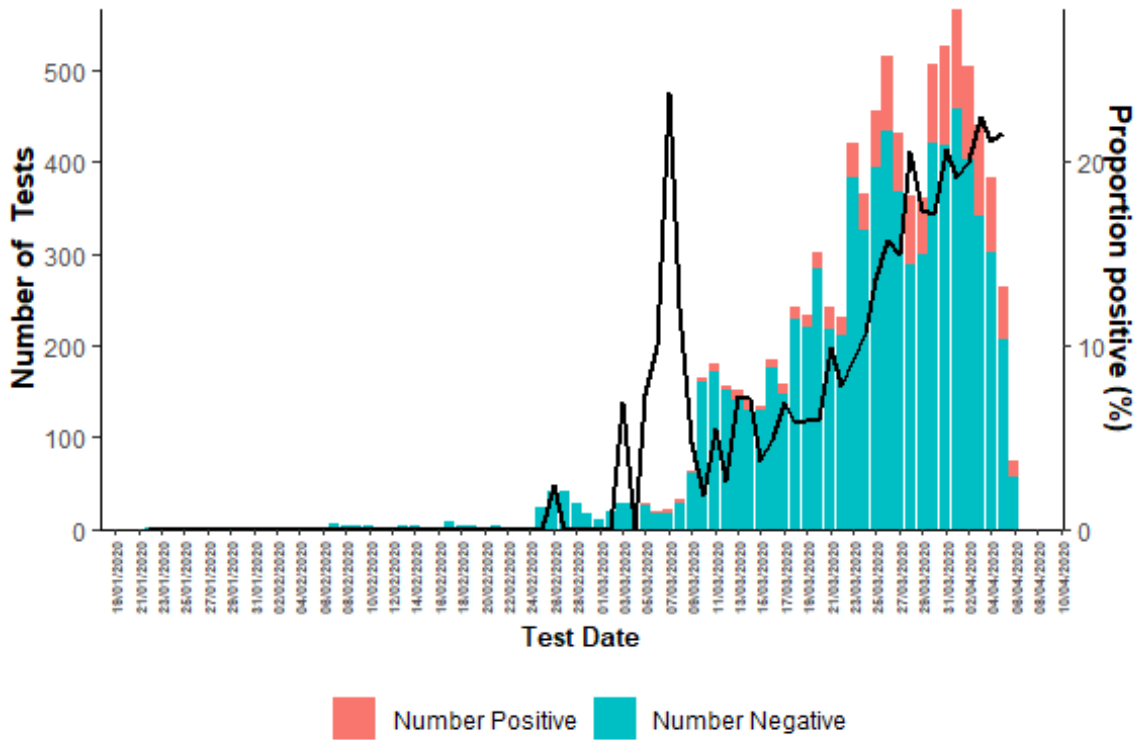
*Source of data:* laboratory reports from Regional Virus Laboratory, NHSCT (testing started 23/03/2020) and SHSCT (testing started 28/03/2020).

Please note, this number refers to individuals, NOT number of tests performed by laboratory. An individual may have had more than one test for clinical purposes.

---

<sup>1</sup> Clinical evidence of COVID Disease is clinical or radiological evidence of pneumonia OR acute respiratory distress syndrome OR influenza like illness.

## 1. Surveillance of SARS-CoV-2 (coronavirus) Laboratory Testing



**Figure 1: Number of SARS-CoV-2 tests and positivity rate, by test date, Northern Ireland**

The bars in figure 1 outline the number of laboratory tests undertaken by test date and the line outlines the proportion of daily tests that are positive for SARS-CoV-2 (coronavirus). Proportion positive data shown to 5 April as not all samples taken yesterday have been processed.

**Table 1 Total completed tests by Health and Social Care Trust, Northern Ireland**

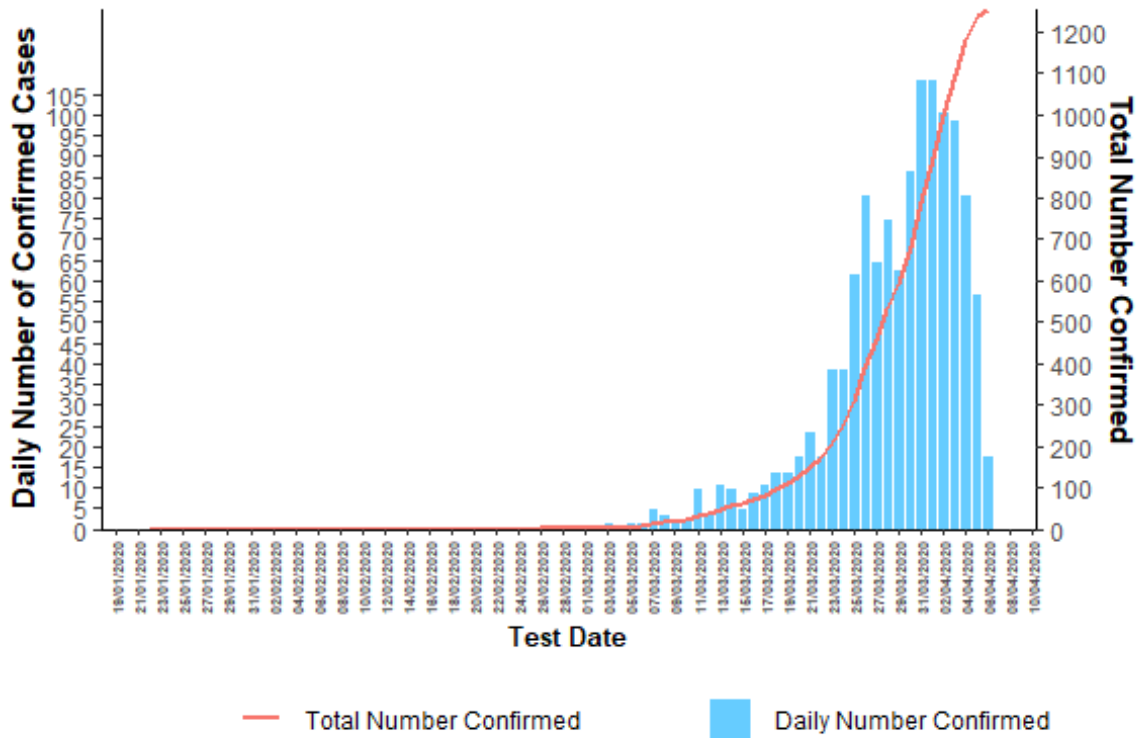
Trust	Number of Total Tests
BHSCT	3459
SEHSCT	1991
NHSCT	1059
SHSCT	1423
WHSCT	885
NIAS	138
OTHER	173
UNKNOWN	30
<b>Total</b>	<b>9158</b>

Table 1 describes the distribution of tests according to where the specimen was taken. Other includes tests conducted by Public Health England (prior to introduction of local testing), and also includes testing from pathology services, GPs and hospices.

**Table 2 SARS-COV2 test outcome, in Northern Ireland**

COVID-19 Testing indicator	Number
Number of Individuals tested for SARS-COV2 Virus	9158
Number of Individuals testing positive for SARS-COV2 Virus	1255
Number of Individuals testing negative for SARS-COV2 Virus	7880
Number of Individuals with indeterminate result for SARS-COV2 Virus	23

## 2. Surveillance of Laboratory Confirmed COVID-19 Cases



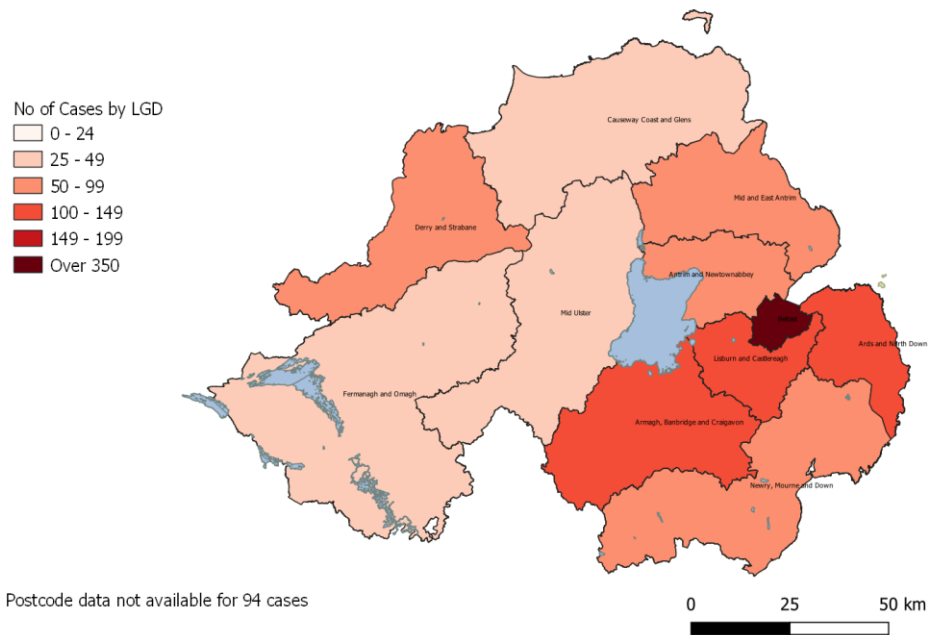
**Figure 2: Daily number of new confirmed cases of COVID-19 by test date**

Figure 2 outlines the daily number of laboratory confirmed cases by test date and cumulative laboratory confirmed cases to date. The first laboratory confirmed case of COVID-19 was reported on the 25 February 2020 (test date 24 February). As of 7 April, there have been a total of 1255 cases.

**Table 3 Age and gender characteristics for positive COVID-19 cases**

Case Characteristics		Number	(%)
Age	0 to 44	408	33%
	45 to 69	487	39%
	70+	360	29%
Sex	F	665	53%
	M	589	47%
	U	1	0%

**Number of laboratory confirmed cases of COVID-19 by Local Government District**



**Figure 3: Location of confirmed COVID-19 cases by Local Government District (LGD) in Northern Ireland**

Figure 3 outlines the geographical distribution of confirmed COVID-19 cases across Northern Ireland. Cases are predominantly clustered within Belfast LGD areas of residence.

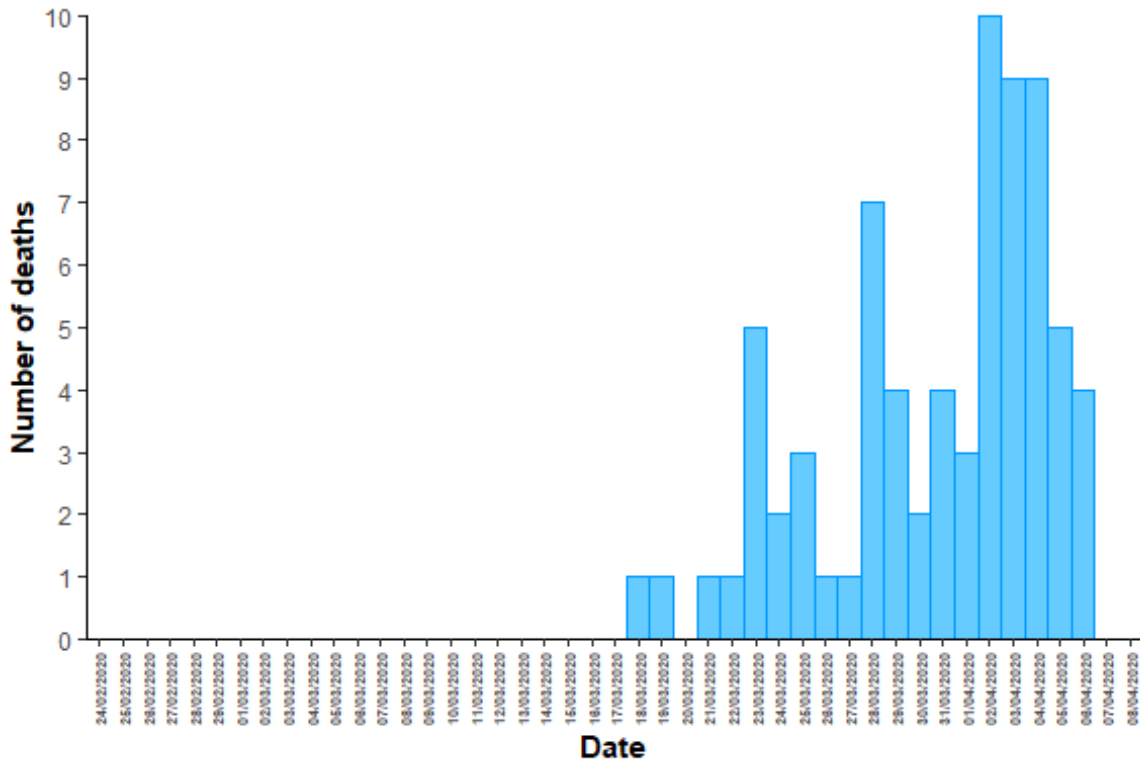
*\*Please do not directly compare LGD shades to previous bulletins. The numbers of cases by LGD are increasing and as such the categories listed will broaden which may result in changes to the map shading*

**Table 4 Cumulative number of positive COVID-19 cases by LGD**

Local Government District	Number
Antrim and Newtownabbey	78
Ards and North Down	105
Armagh, Banbridge and Craigavon	120
Belfast	396
Causeway Coast and Glens	32
Derry and Strabane	52
Fermanagh and Omagh	43
Lisburn and Castlereagh	143
Mid and East Antrim	69
Mid Ulster	42
Newry, Mourne and Down	80
Unknown	95
<b>Total</b>	<b>1255</b>



### 3. Surveillance of deaths associated with COVID-19



**Figure 5: Number of deaths associated with COVID-19, in Northern Ireland**

The definition of a death associated with COVID-19 is an individual who has died within 28 days of a positive SARS-CoV2 test. This is currently reported to the PHA by HSC Trusts ( $n^{\text{total}}=73$ ). Of 72 deaths with data, the median age was 81 years old of which 38 (52%) were female and 34 (47%) were male.