

**Belfast Health and Social Care Trust**

**Taking Organ Transplantation to 2020**

In 2018/19, from 26 consented donors the Trust facilitated 23 actual solid organ donors resulting in 55 patients receiving a life-saving or life-changing transplant. Data obtained from the UK Transplant Registry.

In addition to the 23 proceeding donors there were 3 consented donors that did not proceed.

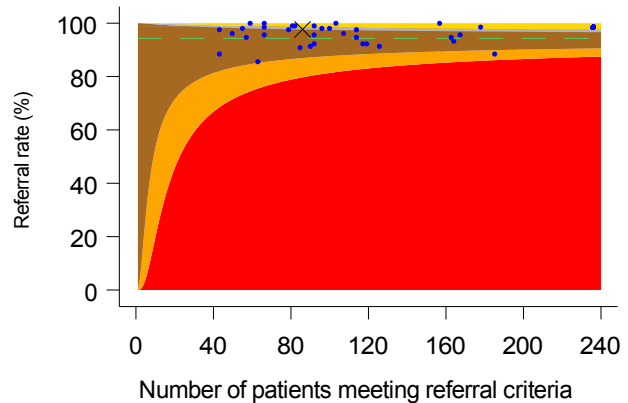
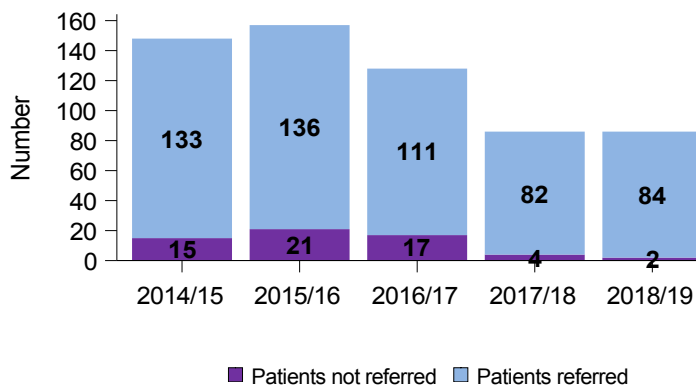
**Best quality of care in organ donation**

**Referral of potential deceased organ donors**

**Goal: Every patient who meets the referral criteria should be identified and referred to NHS Blood and Transplant's Organ Donation Service**

**Aim: There should be no purple on the chart**

**Aim: The Trust (marked with a cross) should fall within Bronze, Silver, or Gold**



X Trust • Other level 1 Trusts - - - UK rate

**Gold Silver Bronze Amber Red**

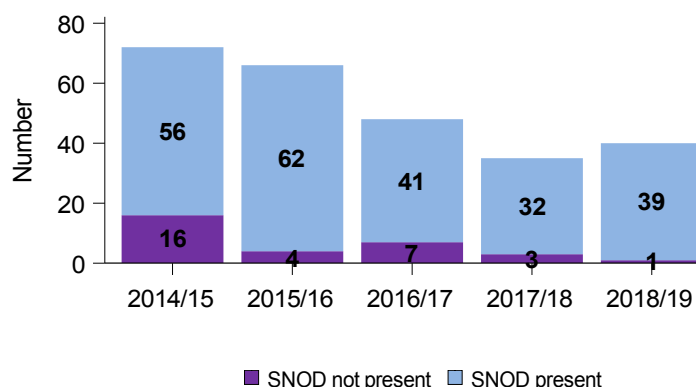
The Trust referred 84 potential organ donors during 2018/19. There were 2 occasions where potential organ donors were not referred.

When compared with UK performance, the Trust was good (silver) for referral of potential organ donors to NHS Blood and Transplant.

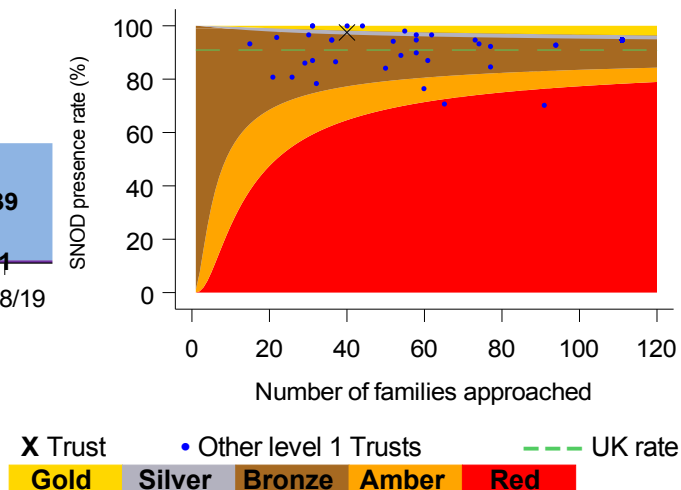
## Presence of Specialist Nurse for Organ Donation

**Goal: A Specialist Nurse for Organ Donation (SNOD) should be present during every organ donation discussion with families**

**Aim: There should be no purple on the chart**



**Aim: The Trust (marked with a cross) should fall within Bronze, Silver, or Gold**



A SNOD was present for 39 organ donation discussions with families during 2018/19. There was 1 occasion where a SNOD was not present.

When compared with UK performance, the Trust was good (silver) for SNOD presence when approaching families to discuss organ donation.

### Why it matters

- If suitable patients are not referred, the patient's decision to be an organ donor is not honoured or the family does not get the chance to support organ donation.
- The consent rate in the UK is much higher when a SNOD is present.
- The number of patients receiving a life-saving or life-changing solid organ transplant in the UK is increasing but patients are still dying while waiting.

#### Regional donors, transplants, waiting list, and NHS Organ Donor Register (ODR) data

	Northern Ireland*	UK
<b>1 April 2018 - 31 March 2019</b>		
Deceased donors	44	1,600
Transplants from deceased donors	96	3,943
Deaths on the transplant list	9	403
<b>As at 31 March 2019</b>		
Active transplant list	143	6,083
Number of NHS ODR opt-in registrations (% registered)**	870,238 (47%)	26,496,220 (41%)

\*Regions have been defined as per former Strategic Health Authorities

\*\* % registered based on population of 1.85 million, based on ONS 2011 census data

## Further information

Further information on potential donors after brain death (DBD) and potential donors after circulatory death (DCD) at the Trust are shown below, including a UK comparison. Data obtained from the Potential Donor Audit (PDA).

	DBD		DCD		Deceased donors	
	Trust	UK	Trust	UK	Trust	UK
Patients meeting organ donation referral criteria <sup>1</sup>	30	2004	58	5974	86	7728
Referred to Organ Donation Service	30	1982	56	5539	84	7287
<i>Referral rate %</i>	<b>G</b> 100%	99%	<b>B</b> 97%	93%	<b>S</b> 98%	94%
Neurological death tested	28	1715				
<i>Testing rate %</i>	<b>B</b> 93%	86%				
Eligible donors <sup>2</sup>	28	1635	47	4180	75	5815
Family approached	25	1493	15	1752	40	3245
Family approached and SNOD present	25	1423	14	1527	39	2950
<i>% of approaches where SNOD present</i>	<b>G</b> 100%	95%	<b>B</b> 93%	87%	<b>S</b> 98%	91%
Consent ascertained	16	1082	11	1099	27	2181
<i>Consent rate %</i>	<b>B</b> 64%	72%	<b>B</b> 73%	63%	<b>B</b> 68%	67%
Actual donors (PDA data)	12	970	11	612	23	1582
<i>% of consented donors that became actual donors</i>	75%	90%	100%	56%	85%	73%

<sup>1</sup> DBD - A patient with suspected neurological death  
DCD - A patient in whom imminent death is anticipated, ie a patient receiving assisted ventilation, a clinical decision to withdraw treatment has been made and death is anticipated within 4 hours

<sup>2</sup> DBD - Death confirmed by neurological tests and no absolute contraindications to solid organ donation  
DCD - Imminent death anticipated and treatment withdrawn with no absolute contraindications to solid organ donation

Note that a patient that meets both the referral criteria for DBD and DCD organ donation is featured in both the DBD and DCD data but will only be counted once in the deceased donors total

**Gold** **Silver** **Bronze** **Amber** **Red**

For further information, including definitions, see the latest Potential Donor Audit report at [www.odt.nhs.uk/statistics-and-reports/potential-donor-audit/](http://www.odt.nhs.uk/statistics-and-reports/potential-donor-audit/)