

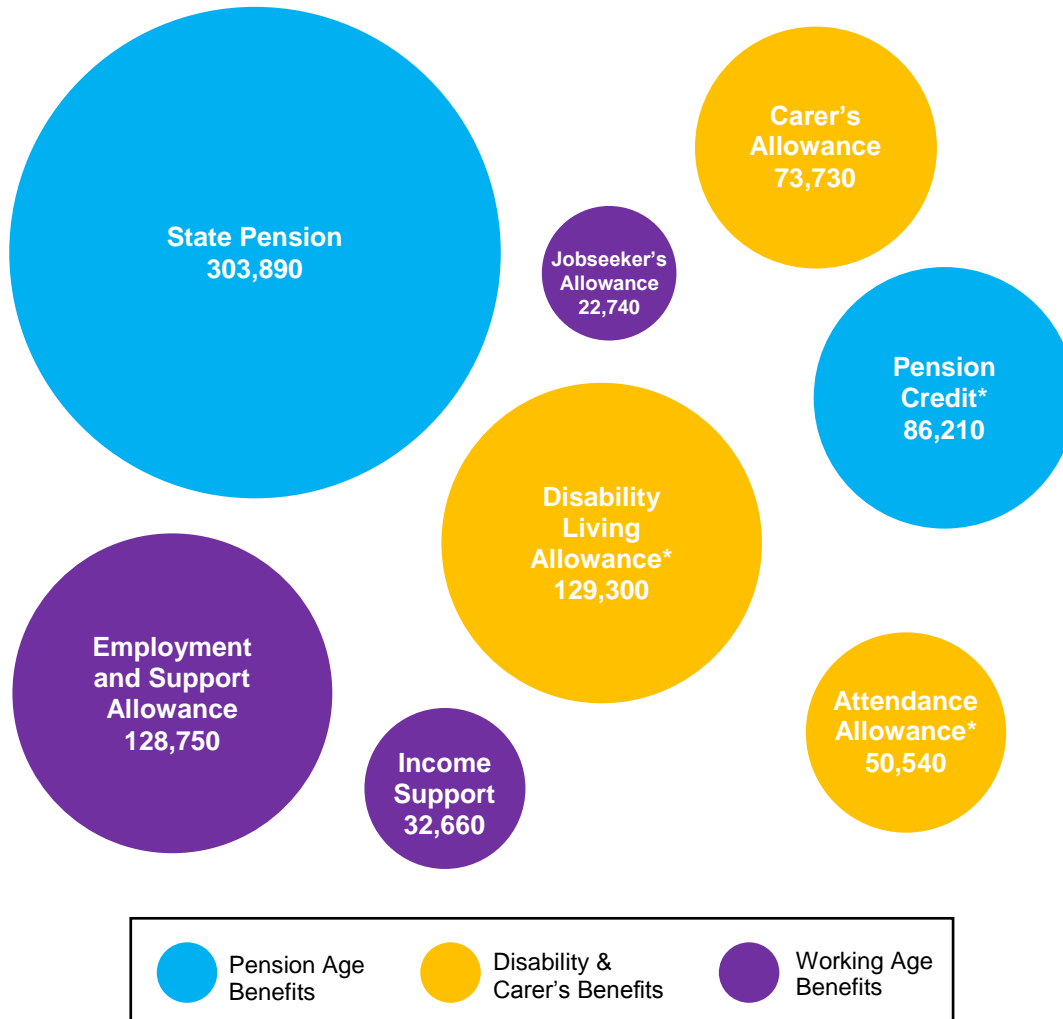
Quarterly

Coverage: Northern Ireland

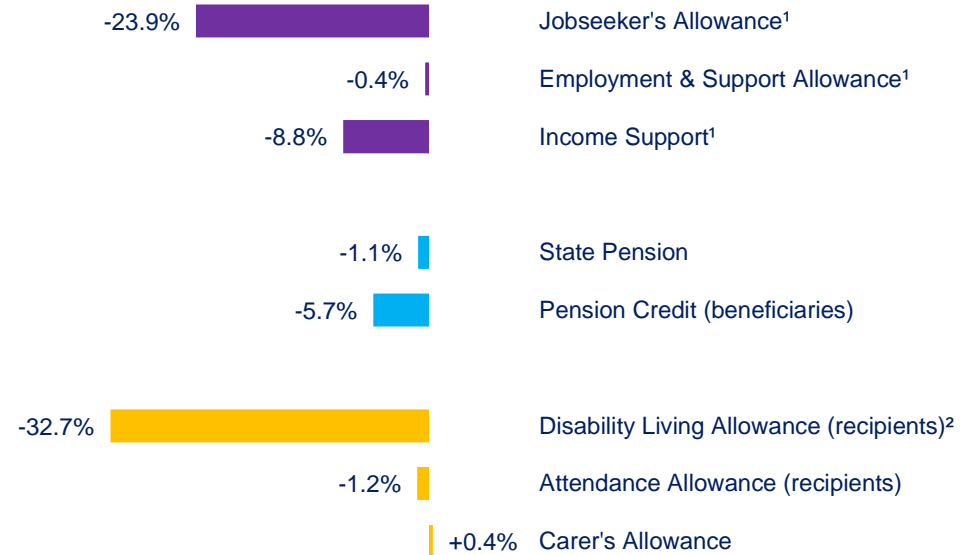
Published: 28<sup>th</sup> November 2018 by Analytical Services Unit (Department for Communities)

The Northern Ireland Benefit Statistics Summary provides an up to date and concise overview of the main benefits administered by DfC. More detailed statistics are available as supplementary tables for each benefit and are available on the DfC website at: <https://www.communities-ni.gov.uk/topics/benefits-statistics>

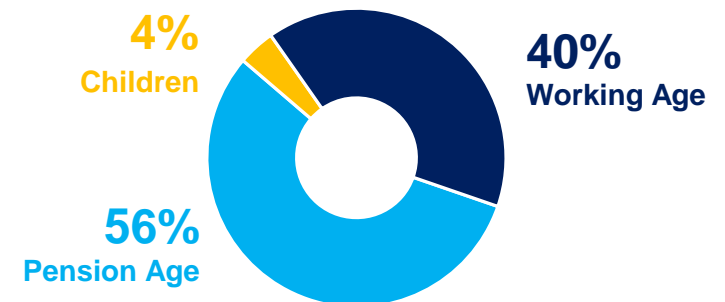
### Claimants of Key Benefits – August 2018



### Annual Percentage Change in Claimant Numbers



### Age of Benefit Claimants



<sup>1</sup> Universal Credit (UC) is being introduced on a phased geographical basis in Northern Ireland. In areas where UC has been introduced there will be no new claimants to Income-based JSA, Income-related ESA and Income Support. Statistics on UC are not included in this publication but will be published separately when available.

<sup>2</sup> The fall in DLA claimants is due to the introduction of Personal Independence Payment (PIP) on 20<sup>th</sup> June 2016. PIP statistics are currently published separately as Experimental Statistics.

\* Figures typically refer to claimants although Disability Living Allowance and Attendance Allowance figures refer to recipients (those in receipt of a payment). Pension Credit refers to beneficiaries (claimants and partners).

## At a glance

Jobseeker's Allowance	3
Employment and Support Allowance	4
Income Support	5
Disability Living Allowance	6
State Pension & Pension Credit	7
Attendance Allowance & Carer's Allowance	8
Client Group Analysis	9
Notes	10

### Issued by:

Analytical Services Unit  
Department for Communities  
Lighthouse Building  
Gasworks Business Park  
Belfast  
BT7 2JB

Telephone: 028 90829255  
Email: [ASU@communities-ni.gov.uk](mailto:ASU@communities-ni.gov.uk)

Statistician: Ben Simpson  
Email: [Ben.Simpson@communities-ni.gov.uk](mailto:Ben.Simpson@communities-ni.gov.uk)

Published: 28<sup>th</sup> November 2018  
Next Publication: 27<sup>th</sup> February 2019

ISSN 2049-5773

## What you need to know

The Department for Communities (DfC) publishes the Benefits Statistics Summary Bulletin each quarter. The DfC Benefit Statistics Summary brings together key National Statistics on the main DfC administered benefits.

Detailed **Personal Independence Payment (PIP)** figures are not yet included within this publication but are published separately as Experimental Statistics. PIP statistics are available [here](#).

Statistics on **Universal Credit (UC)**, which is being introduced in Northern Ireland on a phased geographical basis from September 2017 to December 2018, are not included in this publication but will be published separately when available.

**Housing Benefit** statistics are published in a separate publication. Housing statistics can be found [here](#).

### Data notes

Figures are rounded to the nearest ten to protect individual records and some additional disclosure control has also been applied. Figures are only slightly affected by these procedures. Totals may not sum due to rounding. Percentages are rounded to whole numbers.

Time series are presented as a 5-year rolling period. Older figures are available on request.

### Additional tables and data

In addition to the summary document, there are a large number of tables which enable the user to delve into further detail of each benefit. These are provided to the user as:

- Supplementary benefit statistics tables – for each Benefit Statistics Summary release, Excel spreadsheets are produced containing a large number of tables with much more detailed breakdowns for each DfC administered benefit and also client group analysis: <https://www.communities-ni.gov.uk/topics/benefits-statistics>
- Jobseeker Statistics for Northern Ireland statistics are available via NOMIS: <https://www.nomisweb.co.uk/Default.asp>
- Department for Work and Pensions (DWP) statistics are available at: <https://www.gov.uk/government/organisations/department-for-work-pensions>
- Geographic statistics are available on NINIS: <http://www.ninis.nisra.gov.uk/>

Further information on individual benefits including eligibility criteria is available from NI Direct: <https://www.nidirect.gov.uk/information-and-services/money-tax-and-benefits/benefits-and-financial-support>

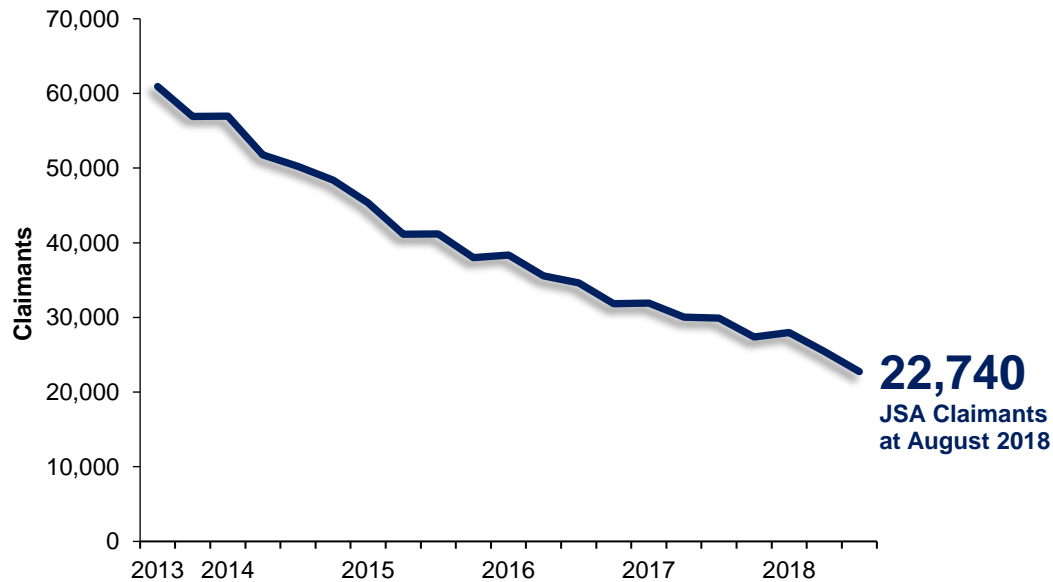
### About these statistics

All statistics are based on 100% extracts from the benefit administrative systems. Data is partially validated and is deemed of sufficiently high quality to report on. Data is extracted at 2 weekly, 4 weekly or 6 weekly intervals. Data is represented as end of reported month to aid presentation, but actual extract data will not generally be exactly this date. The statistics show the number of people claiming benefit on the extract date.

The United Kingdom Statistics Authority has designated these statistics as National Statistics, in accordance with the Statistics and Registration Service Act 2007 and signifying compliance with the Code of Practice for Official Statistics.

# Jobseeker's Allowance – National Statistics

Jobseeker's Allowance Claimants: August 2013 - August 2018

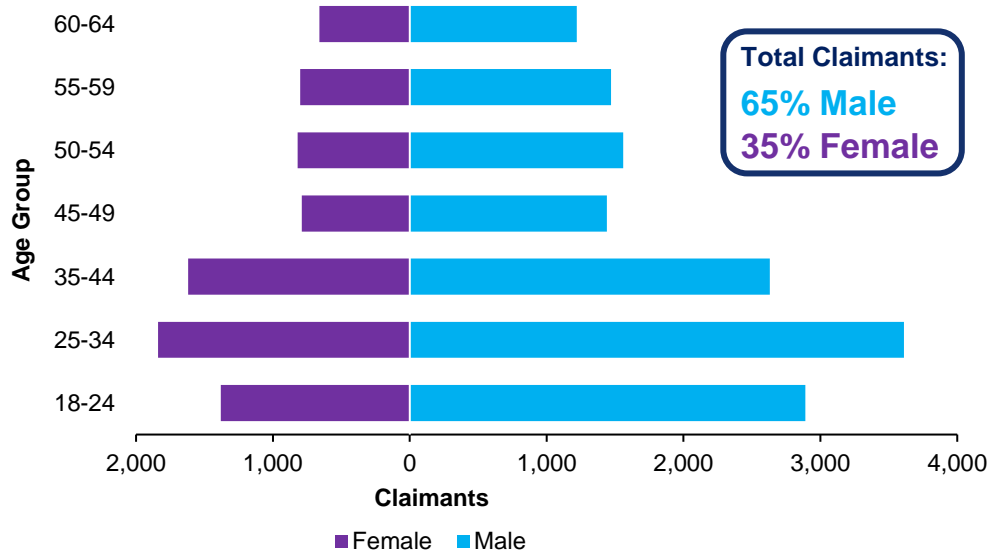


## Key Facts

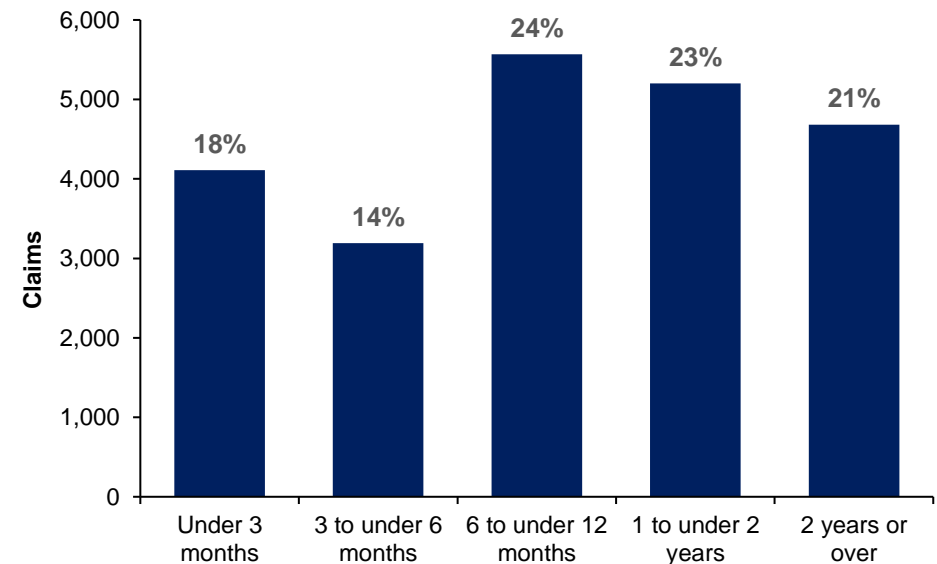
The official source of JSA figures is the DfE/ONS claimant count measure; this is seasonally adjusted and includes clerical cases. Details can be found [here](#). The DfC JSA figures are presented here to enable cross-benefit analysis and provide a wider range of breakdowns.

- **JSA figures have been impacted by the phased introduction of Universal Credit (UC). In areas where UC has been introduced, there will be no new claimants to Income-based JSA.**
- **At August 2018, there were 22,740 claimants of Jobseeker's Allowance.** This represents a decrease of 23.9% (7,160) on a year earlier and a decrease of 10.6% (2,700) since May 2018. This fall is mainly due to the phased introduction of Universal Credit (UC).
- Of the 22,740 claimants, 91.5% (20,810) were recipients and 8.5% (1,930) were receiving credits only.
- The average weekly Jobseeker's Allowance benefit payment was £75.22.
- See [supplementary tables](#) for further information.

## Jobseeker's Allowance Claimants by Age and Gender

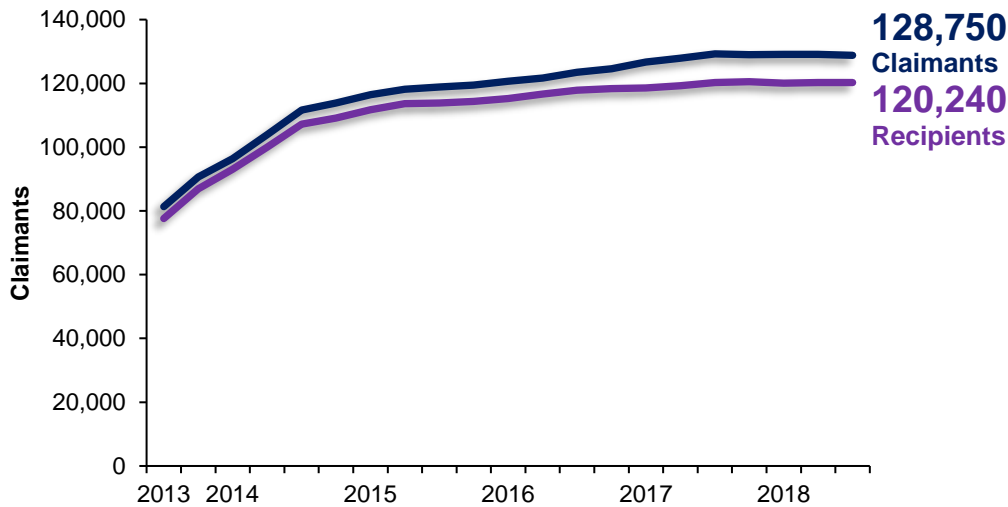


## Jobseeker's Allowance Claims by Duration of Claim

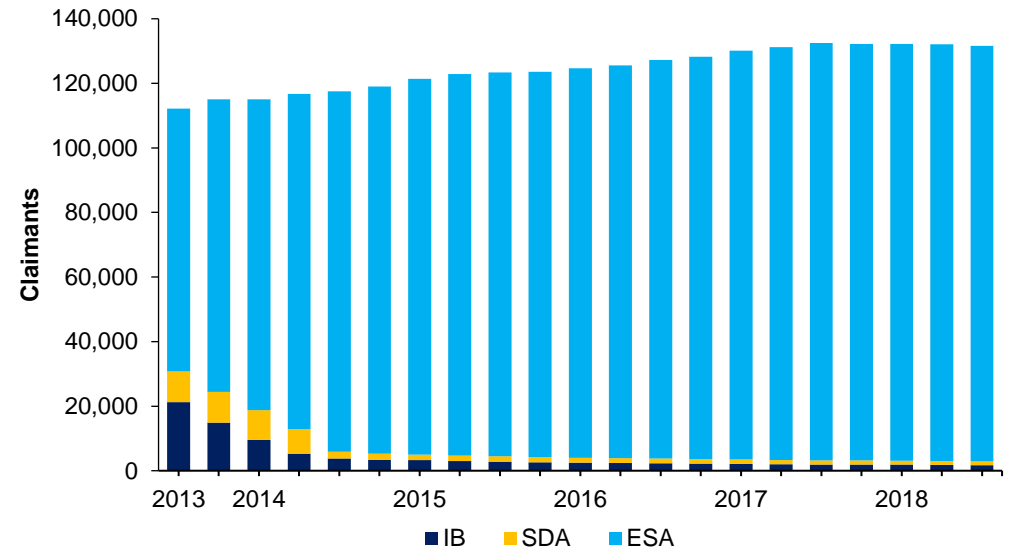


# Employment and Support Allowance – National Statistics

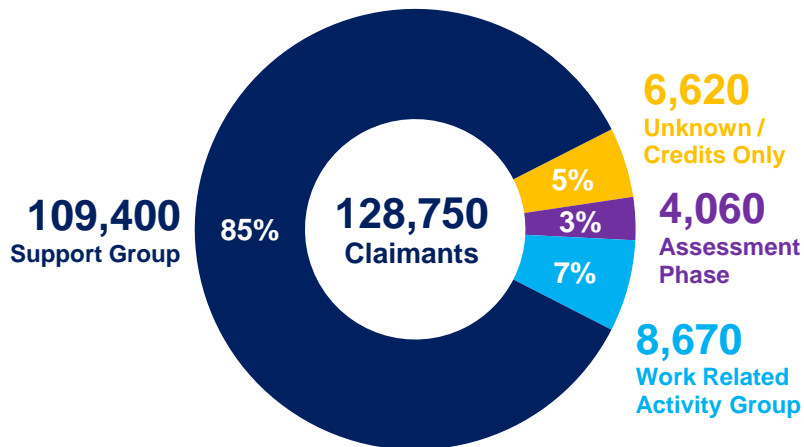
ESA Claimants & Recipients: August 2013 – August 2018



ESA / Incapacity Benefits Claimants: August 2013 – August 2018



ESA Claims by Phase of Claim

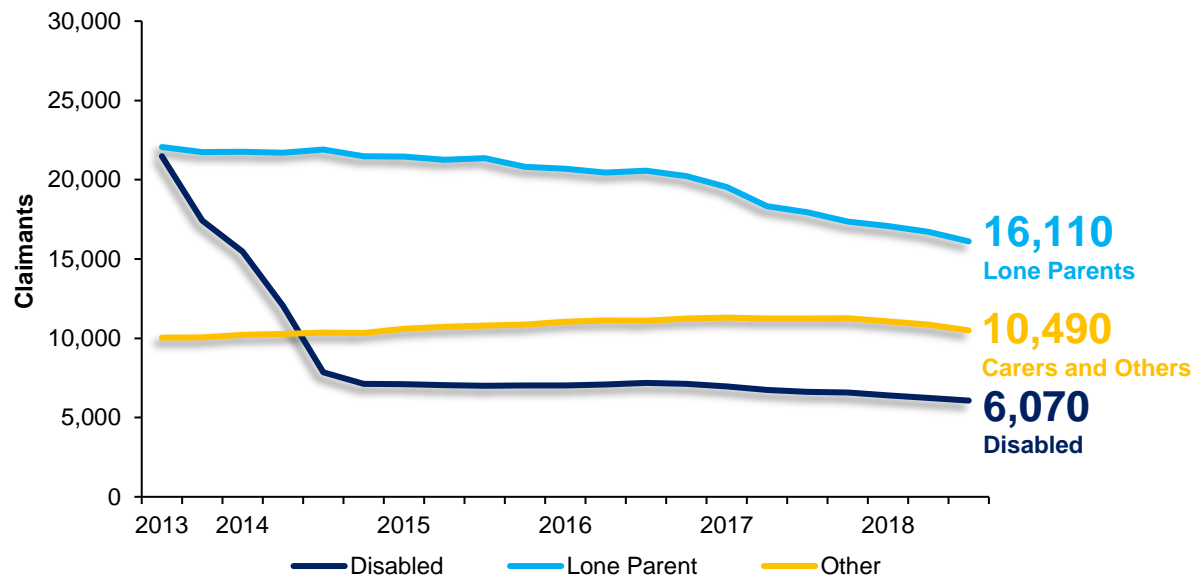


Key Facts

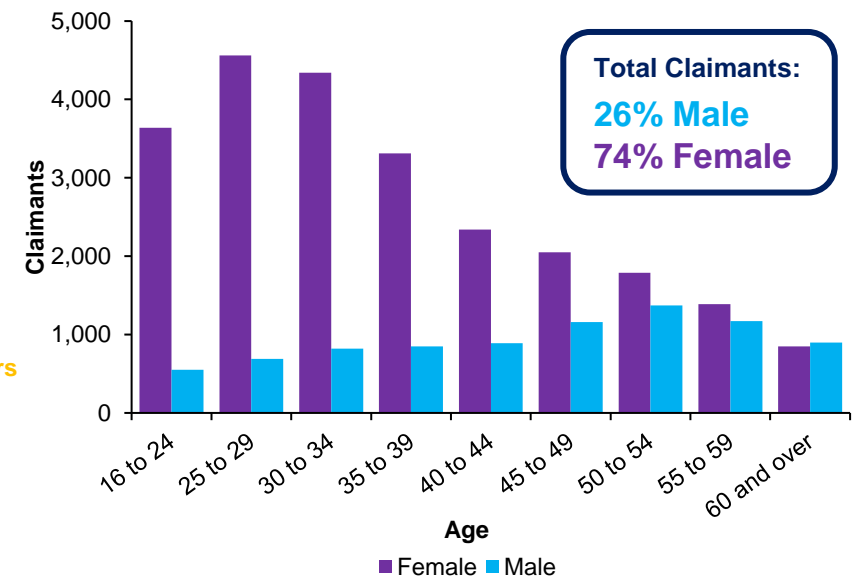
- **At May 2018, there were 128,750 claimants of Employment and Support Allowance.** This represents a decrease of 0.4% (500) on a year earlier. Of the 128,750 claimants, 120,240 (93%) were recipients and 8,510 (7%) were receiving credits only.
- Of the 128,750 claimants, 49% (63,320) were female and 51% (65,430) were male.
- The most common illness category among claimants was Psychiatric Disorders with 60,000 (47%) claimants.
- The average weekly Employment and Support Allowance benefit payment was £138.64.
- Between 2010 and 2014, existing Incapacity Benefit and Severe Disablement Allowance customers were moved to ESA by reassessing their eligibility for the benefit. A small number of claimants remained on each benefit with numbers decreasing slightly over time due to attrition.
- **At August 2018, there were 1,690 claimants of Incapacity Benefit and 1,180 claimants of Severe Disablement Allowance,** decreases of 220 and 140 respectively on a year earlier.
- See [supplementary tables](#) for further information. Note: due to the diminishing numbers of claimants, supplementary tables are no longer produced for Incapacity Benefit and Severe Disablement Allowance.

# Income Support – National Statistics

## Income Support Claimants: August 2013 – August 2018



## Income Support Claimants by Age and Gender



## Key Facts

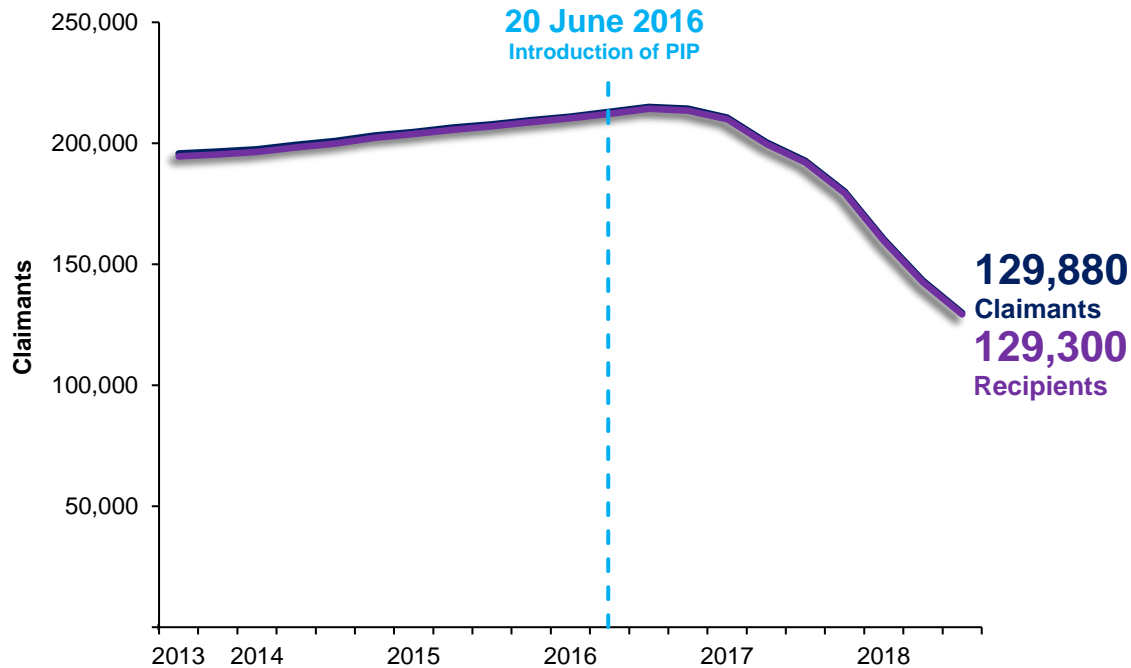
- **At August 2018, the number of Income Support claimants was 32,660**, a decrease of 8.8% (3,160) since August 2017. This decrease is mainly due the phased introduction of Universal Credit (UC).
- Of the 32,660 claimants, 49% (16,110) are lone parents and 19% (6,070) are disabled.
- From 27th October 2008, Employment & Support Allowance (ESA) replaced Incapacity Benefit and Income Support paid on the grounds of incapacity for new claims. Migration of existing Disabled Income Support customers began in February 2011. This explains the fall in Disabled claimants however some have remained on Income Support because they qualify for another reason e.g. if they are a Lone Parent.
- The number of Lone Parents has been affected by the Lone Parent Obligations policy changes which came into effect in 2008. An extension of this is that from January 2017 existing Lone Parents with a youngest child aged 5 or over can no longer make a new or repeat claim for income support solely on the basis of their parental status. However, for this series Lone Parents are defined as **“single claimants with a child under 16”**.
- See [supplementary tables](#) for further information.

## Universal Credit (UC)

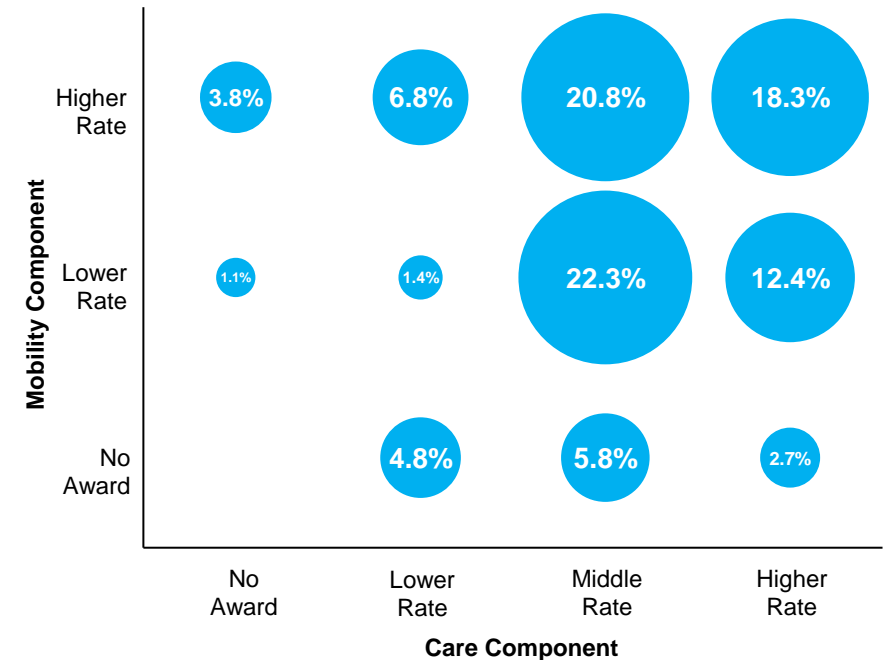
- Universal Credit (UC) is being introduced for new claims on a phased geographical basis across Northern Ireland from September 2017 to December 2018. As at August 2018, Universal Credit had been introduced in 21 Jobs & Benefits offices - these are listed in Note 7.
- **In areas where UC has been introduced, there will be no new claimants to the following benefits covered in this publication:**
  - **Income-based JSA**
  - **Income-related ESA**
  - **Income Support**
- Statistics for UC are not included in this publication but will be published separately when available.

# Disability Living Allowance – National Statistics

## DLA Claimants & Recipients: August 2013 – August 2018



## DLA Recipients by Care/Mobility Component



## DLA Claimants by Care/Mobility Component

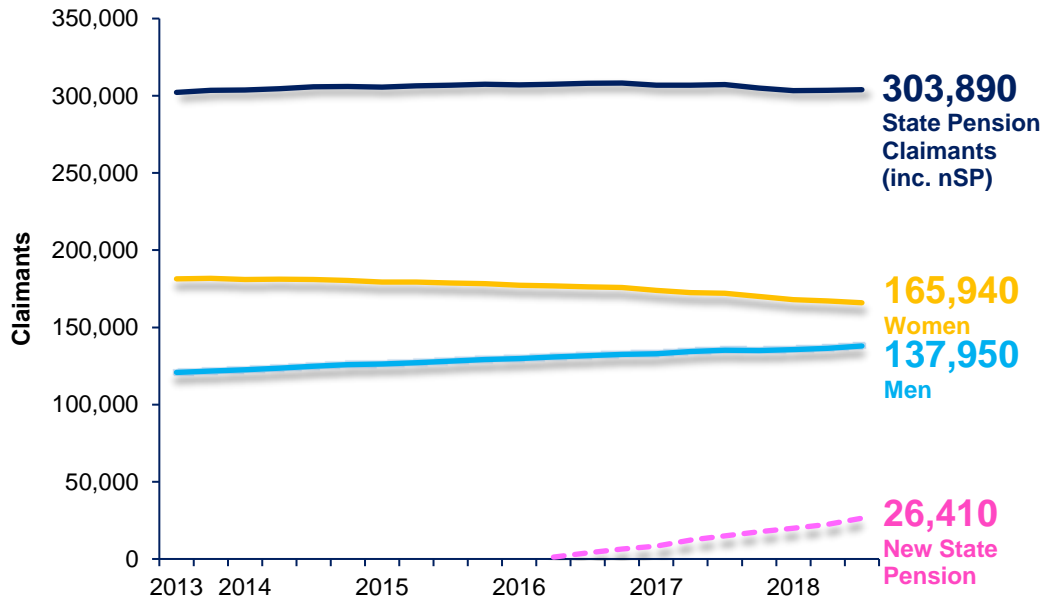
- **At August 2018, there were 129,880 claimants of Disability Living Allowance**, a fall of 32.6% (62,820) on a year earlier. This fall is due to the introduction of Personal Independence Payment (PIP) on 20<sup>th</sup> June 2016.
- Of the 129,880 claimants, 19% (24,150) were children (under 16), 34%, (44,590) were aged between 16 and 64 and 47% (61,160) were aged over 65.
- Of the 129,880 claimants, 50% (65,100) were female and 50% (64,780) were male.
- There were 129,300 recipients of DLA and of these, 13% (17,090) were receiving the care component only, 5% (6,350) were receiving the mobility component only and 82% (105,870) were receiving both the care and mobility components.
- The average weekly Disability Living Allowance benefit payment was £95.61.
- See [supplementary tables](#) for further information.

## Personal Independence Payment (PIP)

- With the introduction of Personal Independence Payment (PIP), there have been no new working age claimants to DLA from June 2016. The main reassessment of existing working age DLA claimants to PIP commenced in December 2016 and is expected to end in April 2019.
- **At August 2018, there were 84,660 PIP claims in payment.**
- **Note that all PIP statistics are designated as Experimental Statistics** and are therefore not included in this bulletin. Further PIP statistics are available via a [separate publication](#).

# State Pension – National Statistics

State Pension Claimants: September 2013 – September 2018

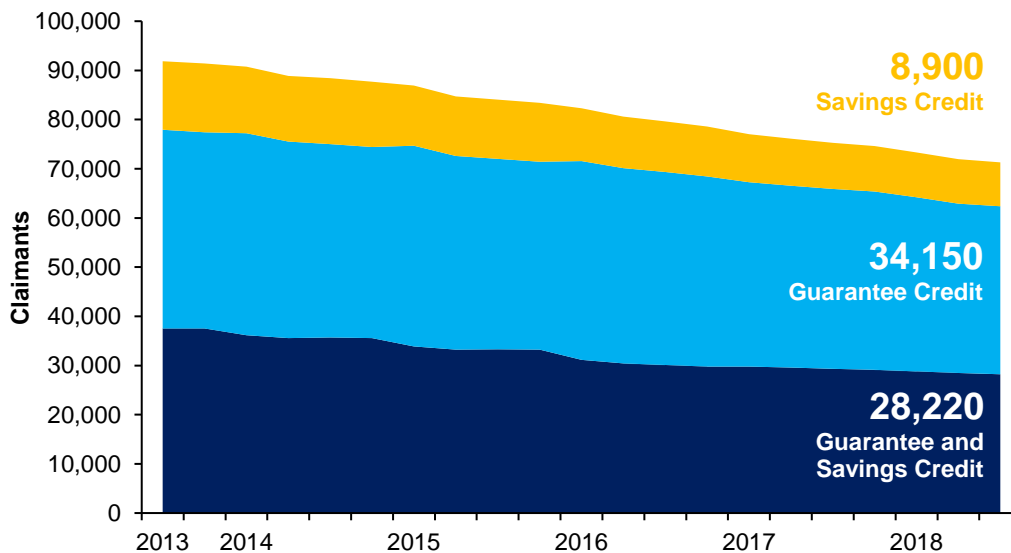


Key Facts

- At September 2018, there were 303,890 claimants of State Pension, a fall of 1.1% (3,450) on a year earlier.
- 45% of claimants were men and 55% were women.
- The numbers of female State Pension claimants has decreased steadily since 2012 due to increases in women's State Pension age. Further information is available [here](#).
- The average weekly State Pension amount in payment at September 2018 was £147.74, an increase of £5.89 since September 2017.
- The new State Pension (nSP) was introduced for people reaching State Pension age from 6 April 2016. At September 2018 there were 26,410 nSP recipients. The average weekly new State Pension amount in payment was £156.17 (including any protected payments).
- See [supplementary tables](#) for further information.

# Pension Credit – National Statistics

Pension Credit Claims by Type of Claim: August 2013 – August 2018



Key Facts

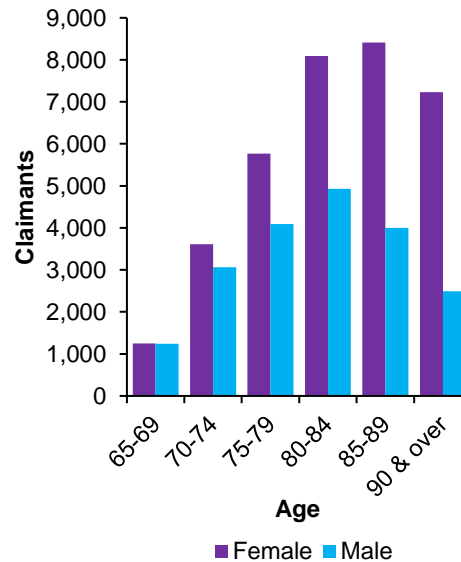
- At August 2018, there were 71,270 claimants of Pension Credit, a fall of 5.3% (4,020) on a year earlier.
- There were 86,210 beneficiaries (claimants and partners), a fall of 5.7% (5,210) on a year earlier. 83% (71,270) of beneficiaries were claimants and 17% (14,930) were partners.
- Of all beneficiaries (claimants and partners), 53% (45,910) were female and 47% (40,300) were male. Of all claimants, 60% (42,540) were female and 40% (28,740) were male.
- The average weekly Pension Credit benefit payment was £64.29.
- The downward trend in the number of Pension Credit claimants is mainly due to the equalisation of State Pension age and the increase in State Pension amounts as well as changes to the Savings Credit element of Pension Credit.
- See [supplementary tables](#) for further information.

# Attendance Allowance – National Statistics

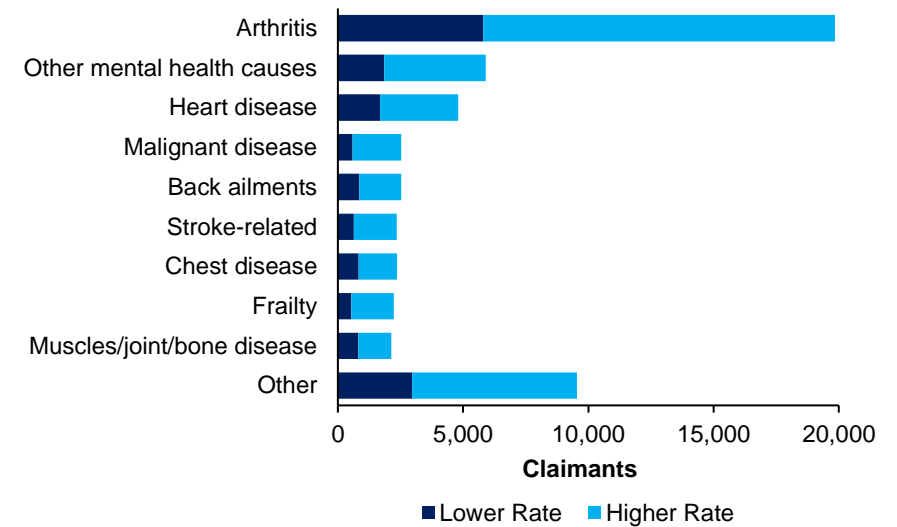
## Key Facts

- **At August 2018 there were 54,170 claimants of Attendance Allowance**, a decrease of 1.4% (760) on a year earlier.
- Of the 54,170 claimants, 50,540 were recipients and 3,630 were receiving credits only.
- 63% (34,350) of claimants were female and 37% (19,810) of claimants were male.
- 65% (35,150) of claimants were aged 80 or over.
- 69% (34,890) of recipients were receiving the higher rate of award.
- See [supplementary tables](#) for further information.

## AA Claimants by Age and Gender



## AA Claimants by Disabling Condition, August 2018

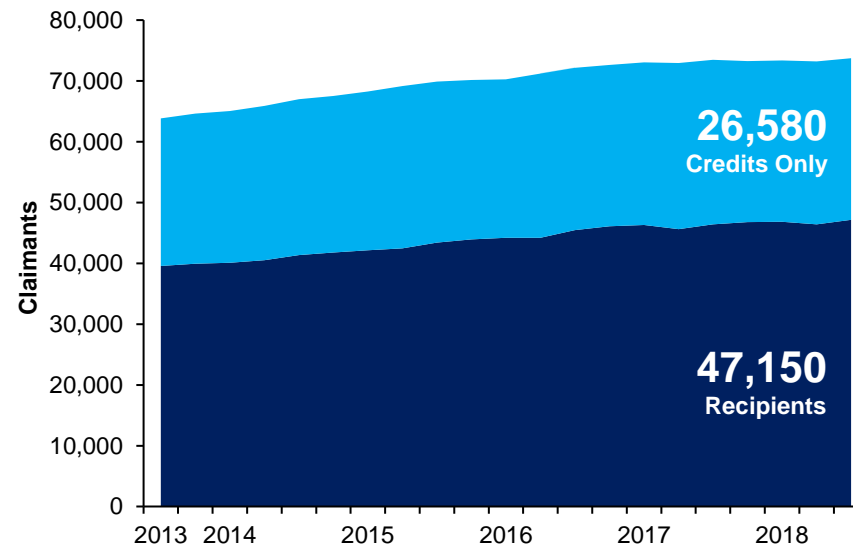


# Carer's Allowance – National Statistics

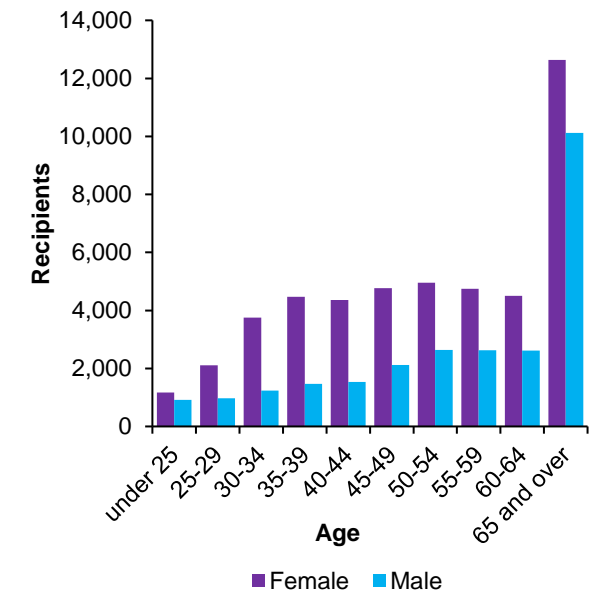
## Key Facts

- **At August 2018, there were 73,730 claimants of Carer's Allowance**, an increase of 0.4% (280) on a year earlier.
- Of the 73,730 claimants, 47,150 were recipients and 26,580 were receiving credits only.
- Of all recipients, 69% (32,410) were female and 31% (14,740) were male.
- Of all claimants, 69% (50,970) were of working age and 31% (22,760) were of pension age.
- See [supplementary tables](#) for more information.

## Carer's Allowance Claimants: August 2013 – August 2018



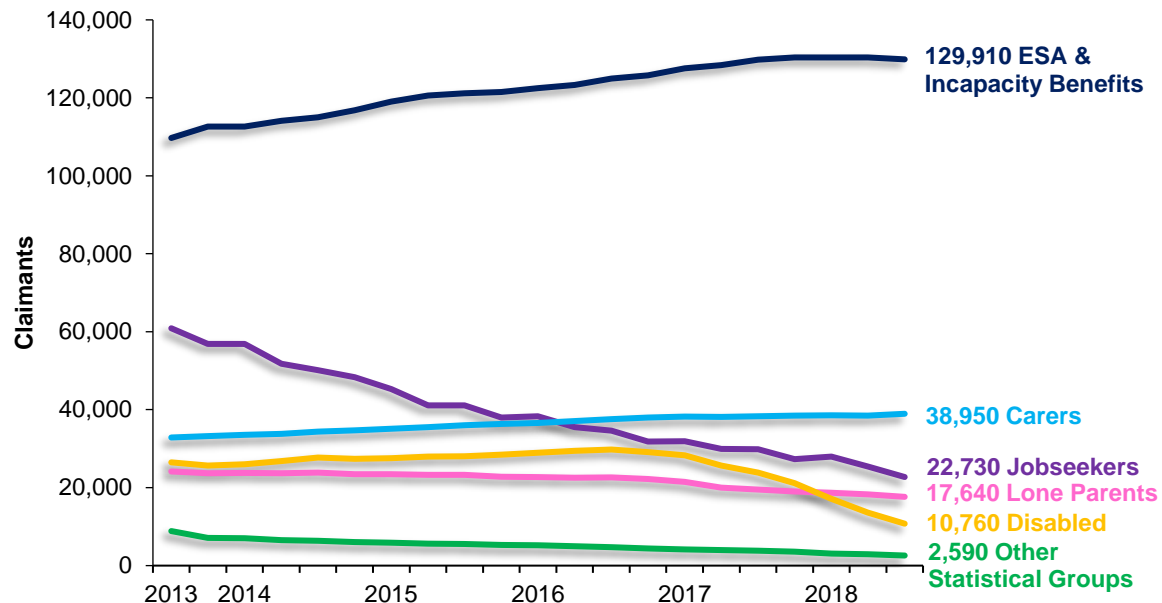
## CA Claimants by Age and Gender



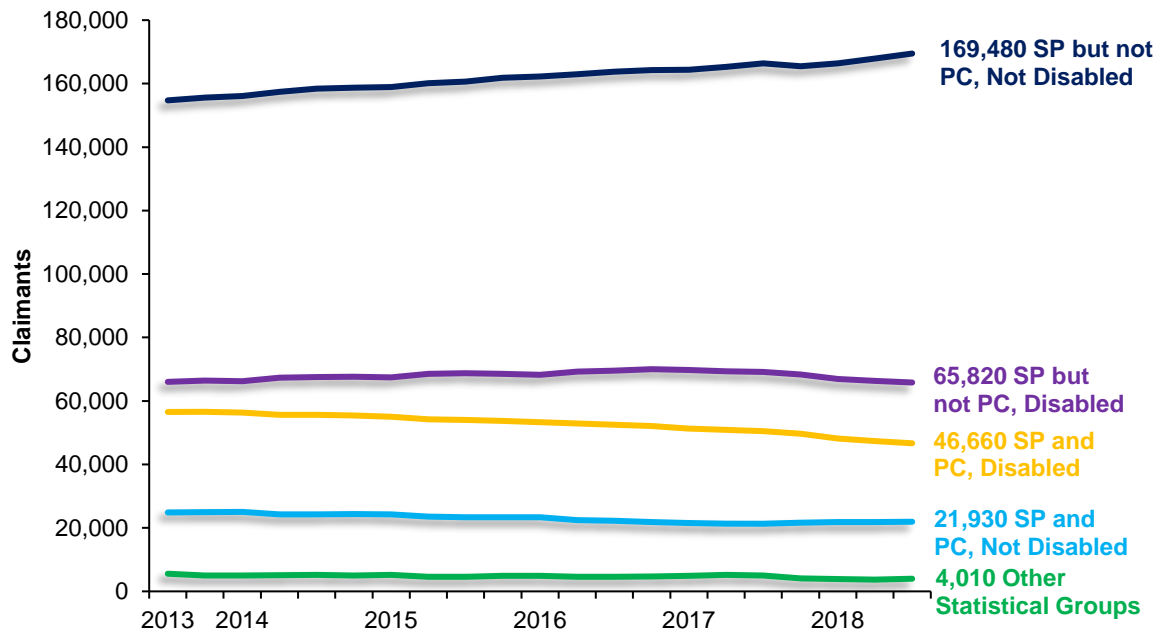


# Client Group Analysis – National Statistics

Working Age Client Group: August 2013 – August 2018



Pension Age Client Group: August 2013 – August 2018



## Background Information & Key Facts

Data collected through the administration of individual benefits is merged together to create 'Client Group' data. This gives an estimate of the overall number of customers claiming benefit. Claimants have been allocated to statistical groups to give an indication of the main reason why they are claiming benefit. The benefits are arranged hierarchically and claimants are assigned to the first benefit they receive. Each customer is classified just once and as such the number of claimants of individual benefits quoted in the Client Group statistics may differ to the numbers published in the individual benefit publications. The hierarchy is detailed in Note 6 on page 11.

Note: Working age is 16-64 for men and is increasing from 16-60 to 16-64 for women between May 2010 and November 2018. Figures from May 2010 onwards reflect this change.

### Key Facts

- **At August 2018 there were 554,620 claimants of DfC administered benefits** (excluding Housing Benefit, Personal Independence Payment and Universal Credit). Of these, 222,570 were of Working Age and 307,900 were of Pension Age. There were also 24,150 children under 16 claiming Disability Living Allowance.
- Between August 2017 and August 2018 the Working Age client group has decreased by 22,560 in total. This is largely as a result of a decrease in working age Jobseekers, the managed reassessment of working age Disability Living Allowance claimants to Personal Independence Payment and the phased introduction of Universal Credit. **Data for PIP and UC is not yet included in this analysis.**
- 74% (164,080) of Working Age claimants claimed one benefit only.
- 26% (58,490) of Working Age claimants were claiming more than one benefit. Of these claimants, 34,060 (58%) were claiming ESA.
- Of the 307,900 Pension Age claimants, 53% (162,370) were receiving State Pension Only.
- 23% (71,200) of Pension Age claimants were in receipt of Pension Credit. Of these Pension Credit claimants, 68% (48,440) were also claiming Attendance Allowance or Disability Living Allowance.
- See [supplementary tables](#) for further information.

## Request for User Feedback

DfC are continuing to reach out to users of this publication to better understand how the statistics are being used and whether there are any improvements that can be made.

We want to hear from people who use the figures within the Benefit Statistics Summary. We would like to find out what people use the statistics for and to make sure that the publication is as useful as it can be. ASU also wishes to assess how we communicate with users on an ongoing basis.

We would appreciate if you completed a short questionnaire to give us your views on the publication. An online version of this questionnaire is available at the following link: <http://www.smartsurvey.co.uk/s/U2UE1/>

Alternatively, a hard copy can be requested by emailing [asu@communities-ni.gov.uk](mailto:asu@communities-ni.gov.uk)

Many thanks for your time.

## Notes

### 1. Glossary of terms

Claimants:	The number of clients on the administrative system at the reference date.
Recipients/Beneficiaries:	The number of clients on the administrative system at the reference date who received a benefit payment. For Pension Credit this includes partners.
Credits Only:	The number of clients entitled to the benefit, but who do not actually receive a payment.

### 2. National Statistics Code of Practice

In June 2013, the United Kingdom Statistics Authority designated these statistics as National Statistics, in accordance with the Statistics and Registration Service Act 2007 and signifying compliance with the Code of Practice for Official Statistics.

National Statistics status means that official statistics meet the highest standards of trustworthiness, quality and public value.

All official statistics should comply with all aspects of the Code of Practice for Official Statistics. They are awarded National Statistics status following an assessment by the Authority's regulatory arm. The Authority considers whether the statistics meet the highest standards of Code compliance, including the value they add to public decisions and debate.

It is the Department for Communities' responsibility to maintain compliance with the standards expected of National Statistics. If we become concerned about whether these statistics are still meeting the appropriate standards, we will discuss any concerns with the Authority promptly. National Statistics status can be removed at any point when the highest standards are not maintained, and reinstated when standards are restored.

### 3. Data source and quality

All statistics are based on 100% extracts from the benefit administrative systems. Data is partially validated and is deemed of sufficiently high quality to report on. Data is extracted at 2 weekly, 4 weekly or 6 weekly intervals. Data is represented as end of reported month to aid presentation, but actual extract data will not generally be exactly this date. The statistics show the number of people claiming benefit on the extract date.

As data is taken from live administrative systems, it relies on the customer reporting correct information about themselves and staff correctly inputting this data into the system. This does not always occur. Recent estimates indicate that approximately 1.3% of expenditure on benefits is misallocated due to Fraud and Error. Additional errors that do not result in an incorrect payment can also occur. The Department engages in initiatives to reduce the amount of Fraud and Error in the benefit systems on an ongoing basis.

#### 4. Rounding/Disclosure control

The accuracy of statistics may be slightly effected by rounding and/or disclosure control. Even when data (either administrative or sample) do not contain National Insurance number, name and address it may still be possible to identify someone. Say, for example, a data table showed disability type, by ethnicity, within small geographic areas. Some of the cells in the table may only contain one person. It is possible in such cases for personal and sensitive information to be deduced. This is data disclosure and in DfC steps are taken to ensure that it doesn't happen. As an additional protective measure, details of the disclosure control methodology are not published.

#### 5. Jobseeker's Allowance figures at ONS

The preferred source of numbers for Jobseeker's Allowance is the DfE/ONS claimant count figure; this is more up to date and contains clerical cases. The DfC JSA figures are presented here because they are consistent with the other benefits used to produce DfC National Statistics, and permit a wider set of breakdowns and cross-benefit analysis. The DfE/ONS figures are available via Nomis: <https://www.nomisweb.co.uk/Default.asp>

#### 6. Statistical groups

Data collected through the administration of individual 'key' benefits are merged together to create 'Client Group' data. Each customer is classified just once. This gives an estimate of the overall number of customers claiming benefit. The client groups are 'Clients of working age' and 'Clients of pension age'.

DfC has a typology to define Statistical Groups within the Client Group classifications. The aim of the Statistical Group typology is to present each person by the main reasons they are in contact with the Department. Like the Client Group classification, each client is classified just once, permitting the estimation of the total number of people claiming one or more benefits. The Statistical Group hierarchy is as follows:

Statistical group	Benefit being claimed
Job Seeker	Job Seeker's Allowance
Employment and Support Allowance and incapacity benefits	Employment & Support Allowance, Incapacity Benefit or Severe Disablement Allowance
Lone Parent	Income Support with a child aged under 16 and no partner
Carer	Carer's Allowance
Others on income related benefit	Other Income Support or Pension Credit
Disabled	Disability Living Allowance or Attendance Allowance
Bereaved	Bereavement Benefit or Widow's Benefit
Claiming State Pension only	State Pension

The number of claimants of individual benefits quoted in the Client Group publication may differ to the numbers published in the individual benefit publications. Claimants have been allocated to statistical groups to give an indication of the main reason why they are claiming benefit. The benefits are arranged hierarchically and claimants are assigned to the first benefit they receive. Thus a lone parent receiving both Income Support and Incapacity Benefit would be assigned to the 'Employment & Support Allowance and incapacity benefits' group. For this reason, the 'Lone Parent' group will not contain all lone parents claiming Income Support. This also explains the disparity between the "Disabled" client group figures and the number of Disability Living Allowance recipients as the majority of working age DLA recipients are also receiving Employment and Support Allowance.

**Note:** Personal Independence Payment and Universal Credit figures are not yet included in the Client Group Analysis but will be added once they have been assessed as suitably robust.

## 7. Welfare Reform

Universal Credit (UC) is being introduced for new claims on a phased geographical basis across Northern Ireland from September 2017 to December 2018. As at August 2018, Universal Credit had been introduced in the following Jobs & Benefits offices:

- Limavady
- Ballymoney
- Magherafelt
- Coleraine
- Strabane
- Lisnagelvin
- Foyle
- Armagh
- Omagh
- Enniskillen
- Dungannon
- Portadown
- Newry
- Downpatrick
- Lurgan
- Newcastle
- Kilkeel
- Falls
- Shankill
- Andersonstown
- Banbridge

In areas where UC has been introduced, there will be no new claimants to the following benefits covered in this publication: income-based JSA, Income-related ESA and Income Support. Statistics for UC are not included in this publication but will be published separately when available.

From 20 June 2016, DLA has been replaced for working age claimants by Personal Independence Payment (PIP). There have been no new working age claimants to DLA from this date. Reassessment of existing DLA claimants to PIP began in December 2016 and is expected to be complete by April 2019. Detailed PIP figures are not yet included within this publication and are published separately as Experimental Statistics until assessed as National Statistics. PIP statistics can be found [here](#).

The age at which women reach State Pension age will gradually increase from 60 to 65 between May 2010 and November 2018. From 2019 the State Pension age will continue to increase for both men and women. The changes will introduce a small increase to the number of working age benefit recipients and a small reduction to the number of pension age recipients. More information is available from [NI Direct](#).

The Lone Parent Obligation policy came into effect from 24th November 2008; Lone Parents with a youngest child aged 12 or over were no longer able to make a new or repeat claim for Income Support solely on the basis of their parental status. Existing Income Support Lone Parents with a youngest child aged 12 or over had their eligibility removed over a period of time commencing 2nd March 2009. From October 2009, this policy was extended to Lone Parents with a youngest child aged 10 or 11 and from October 2010, was extended to Lone Parents with a youngest child aged 7 or over. From January 2017, the policy has been extended to Lone Parents with a youngest child aged 5 or over. Many affected Lone Parents will leave Income Support and claim Jobseeker's Allowance. However, there are exceptions to these rules where the youngest child can legitimately be over the ages mentioned above. Similarly, some former Lone Parents remain on Income Support for other reasons (e.g. they have a long term caring responsibility and claim Carer's Allowance). However for this series, lone parents are defined as "single IS claimants with a child under 16".

## 8. Known issues, changes and revisions

### Changes for this release

N/A

### Previous changes – November 2018 release

Population figures have been updated to the most recent mid-year estimates (June 2017).

## 9. Great Britain statistics

Benefit statistics to cover Great Britain (England, Scotland and Wales) only are produced by the Department for Work and Pensions (DWP) and are available here: <https://www.gov.uk/government/collections/dwp-statistical-summaries>

## 10. Other National and Official Statistics issued by the Department for Communities

Other National and Official Statistics produced by the Department for Communities can be found on the DfC website at the following link: <https://www.communities-ni.gov.uk/topics/dfc-statistics-and-research>