



DfC

Department
for Communities

www.communities-ni.gov.uk



NISRA

Northern Ireland
Statistics and Research Agency

Gníomhaireacht Thuaisceart Éireann
um Staitisticí agus Taighde

Personal Independence Payment (PIP) Experimental Statistics (February 2019) (Revised 10th June 2019)*

This summary contains experimental statistics on Personal Independence Payment (PIP) in NI. Experimental statistics are new official statistics undergoing evaluation. They are published in order to involve users and stakeholders in their development and as a means to build in quality at an early stage.

***Please note this publication and the accompanying tables have been revised from those published on 29th May 2019.** The 'Data Revision' section on Page 10 provides further information.

From 20th June 2016, DfC began to replace Disability Living Allowance (DLA) for working age people with PIP. PIP helps with some of the extra costs caused by long term disability, ill health or terminal ill health.

Statistics on PIP registrations, clearances, awards, numbers of claims in payment and mandatory reconsiderations for both new claims and claims made by those with an existing claim for Disability Living Allowance (known as reassessments) are included.

Registrations

193,990

(Total figures from June 2016 to February 2019)

Clearances

171,750

(Total figures from June 2016 to February 2019)

In Payment

120,080

(Total claims in payment at February 2019)

Award Rate (New Claims)

47%

(Rate for new claims from June 2016 to February 2019 based on initial decision.)

Award Rate (DLA Reassessment)

78%

(Rate for DLA Reassessment claims from June 2016 to February 2019 based on initial decision.)



Average (median) clearance time of **12 weeks**

(Total figures from June 2016 to February 2019 from registration to clearance)



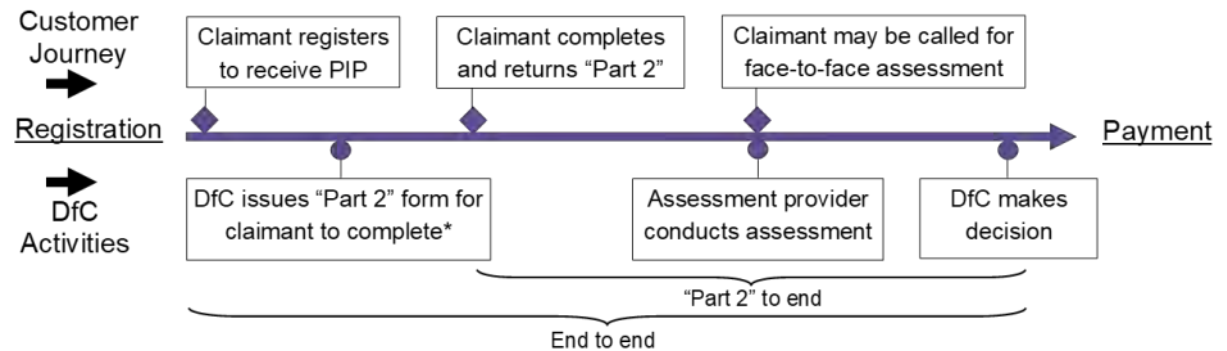
41% of awards have Psychiatric Disorders as the main disabling condition

Contents

Registrations, Clearances and Awards	Page 3
Average Clearance Periods	Page 4
Characteristics of Claims in Payment	Page 5
DLA Reassessed Claims	Page 6
Comparison of DLA award to PIP award for DLA Reassessment Claims	Page 7
Reassessment Outcomes by Main Disabling Condition and DLA Award Type	Page 8
Mandatory Reconsiderations	Page 9
About These Statistics	Pages 10, 11

PIP Claims Process

This release summarises the published official statistics relating to PIP. The statistics cover the PIP customer journey from registration through to payment. Key information is included on average clearance and award rates, on the nature of the award and characteristics of claims in payment. More detailed statistics are available as supplementary tables on the DfC website at <https://www.communities-ni.gov.uk/articles/personal-independence-payment-statistics>.



*The "Part 2" form is referred to in the application process as the "How your disability affects you" form.

Professional Services Unit (PSU) measure the full end-to-end process (from claim registration to decision/payment) and the Assessment Provider (AP) referral to end process (which excludes the time the claim is with the claimant). For more details please refer to the "About these statistics" section.

Glossary of Terms

Registration - Claimant registers an application to claim PIP.

Clearance - DfC decision maker has determined whether the claimant should or should not be awarded PIP.

Clearance Time - The time between registration or referral to the Assessment Provider (AP) and clearance of the case.

Award - Claimant has been awarded PIP.

New Claim - A claim to PIP which does not originate from an existing DLA claim.

Reassessment - DLA claim that has been reassessed for PIP, as opposed to a new claim.

Special Rules for Terminally Ill (SRTI) - A special fast-track PIP claim procedure for anyone who is terminally ill and not expected to live more than six months.

Normal Rules - Claims not being processed under 'Special Rules for Terminally Ill (SRTI)'.

Mandatory Reconsideration - Claimant wishes to dispute a decision made on their claim and requests DfC to reconsider the decision.

Publishing branch:

Professional Services Unit

Email: psu@communities-ni.gov.uk

Published: 29th May 2019

Revised: 10th June 2019

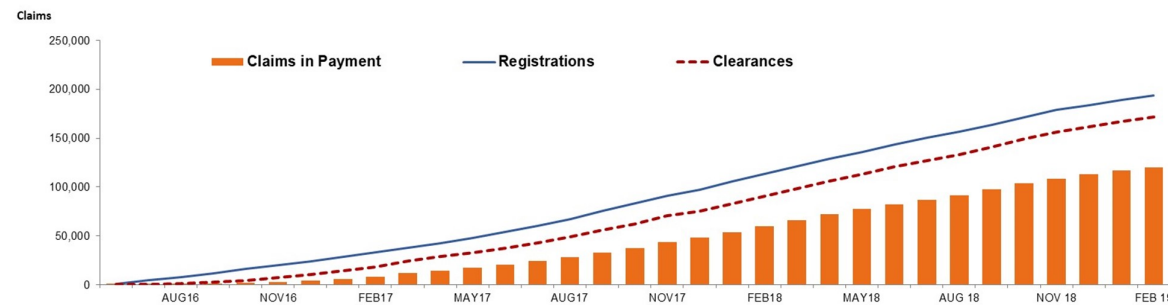
Next edition: 28th August 2019

Registrations, Clearances and Awards

193,990 PIP Claims registered since June 2016

Clearances and awards statistics below **do not** include awards given as a result of mandatory reconsiderations or appeals. Claims in payment do include those who have been awarded PIP after a mandatory reconsideration or appeal.

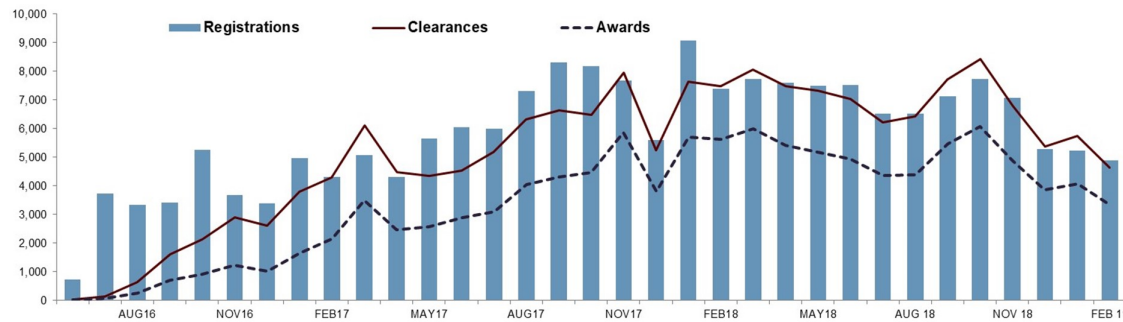
Cumulative Registrations, Clearances and Claims in Payment



By the end of February 2019, there were 293,990 PIP claims registered. Of these, 171,750 had been cleared including 1,870 (1%) 'Special Rules for the Terminally Ill' (SRTI) claims. Of these clearances, 113,590 (66%) were reassessed DLA claims.

120,080 Claims in Payment at February 2019
92,040 (77%) of these are Reassessed DLA Claims

Monthly Registrations, Clearances and Awards



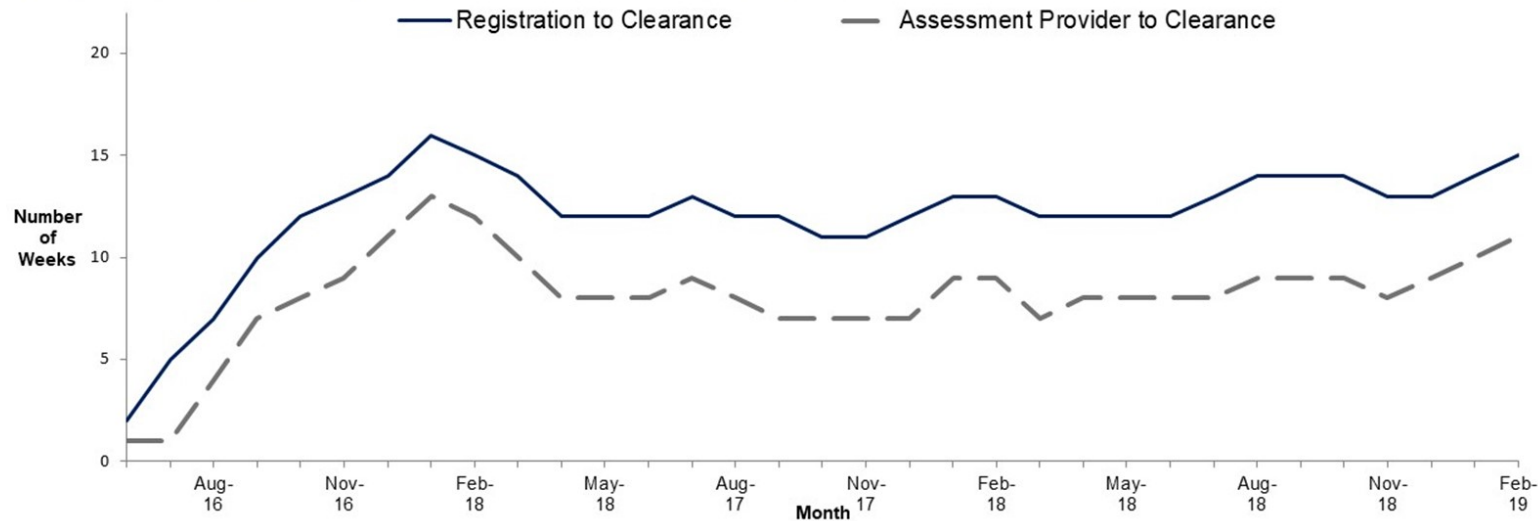
Award rates (excluding withdrawn claims):
New Claims - 47%
DLA Reassessment Claims - 78%
Overall award rate - 67%

Average Clearance Periods

Overall average clearance period of 12 weeks since June 2016

Average clearance periods are given in weeks and calculated from date of claim being registered on the PIP computer system until a decision is cleared. Also given below are the average clearance periods for the time taken from referral to assessment provider to a decision being cleared.

Average (median) Clearance Period (weeks), Claims Cleared by Month



Average Clearance Periods (registration to clearance):

- June 2016 to February 2019 - **12** weeks
- At February 2019 - **15** weeks

Average Clearance Periods (assessment provider to clearance):

- June 2016 to February 2019 - **8** weeks
- At February 2019 - **11** weeks

Average Clearance Periods (registration to clearance; from June 2016):

- New Claims - **12** weeks
- DLA Reassessed Claims - **13** weeks

Characteristics of Claims in Payment

Currently 120,080 PIP claims in payment

Claims in Payment by Award Level*

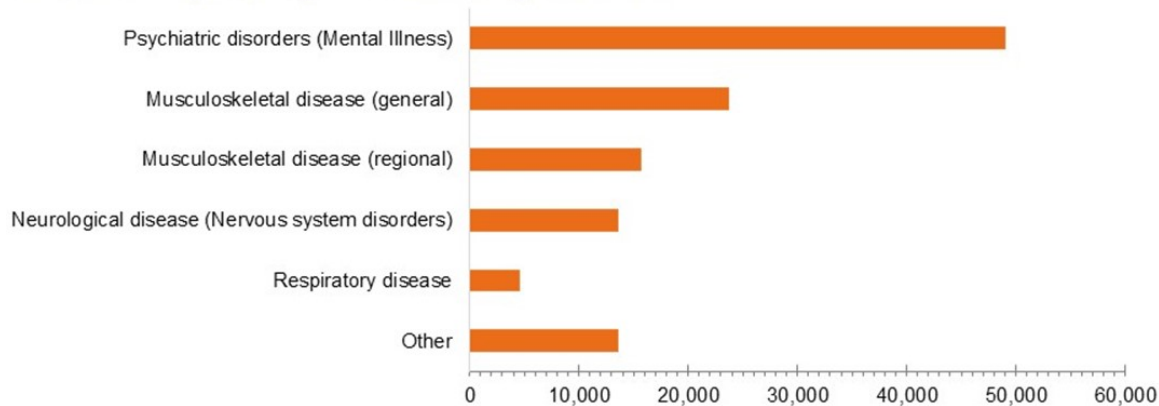
	Mobility Standard	Mobility Enhanced	No Mobility Award
Daily Living Standard	14,260 (12%)	23,610 (20%)	17,730 (15%)
Daily Living Enhanced	7,060 (6%)	46,630 (39%)	6,960 (6%)
No Daily Living Award	1,880 (2%)	1,950 (2%)	

39% of claims in payment are awarded the enhanced rate for both components.

21% of claims in payment are in receipt of the Daily Living component with no entitlement to the Mobility component.

* Percentages are rounded to the nearest 1% and therefore may not sum to totals.

Claims in Payment by Main Disabling Condition



41% (48,990) of all claims in payment have a Psychiatric Disorder as the main disabling condition.

DLA Reassessed Claims

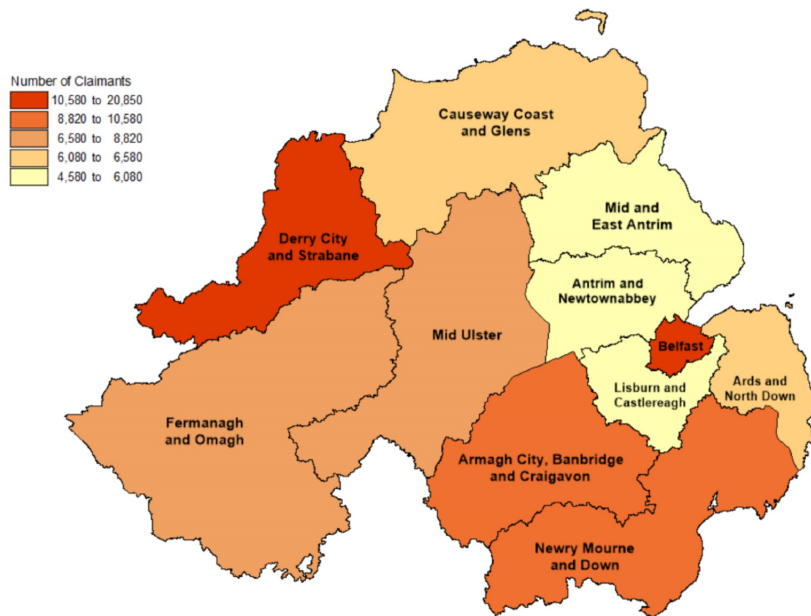
Currently 92,040 PIP claims in payment from DLA Reassessment

DLA Reassessment Roll Out

The main reassessment of DLA claimants began in December 2016 and is expected to end in 2019.

At the end of February 2019, 92,040 claims in payment were reassessment claims from DLA (77% of all claims in payment). There have been 113,590 DLA reassessment claims cleared as at end February 2019.

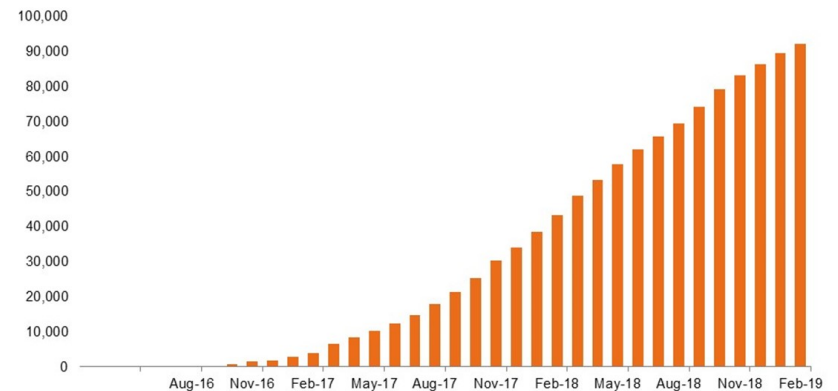
People with Reassessed DLA Claims in receipt of PIP (by Local Government District (LGD))



Belfast LGD has the highest number of DLA reassessed claims in receipt of PIP.

78% of DLA Reassessed claims are granted an award of PIP (based on initial decision).

Total DLA Reassessed Claims in Payment



Of 92,040 reassessed claims in payment at February 2019:

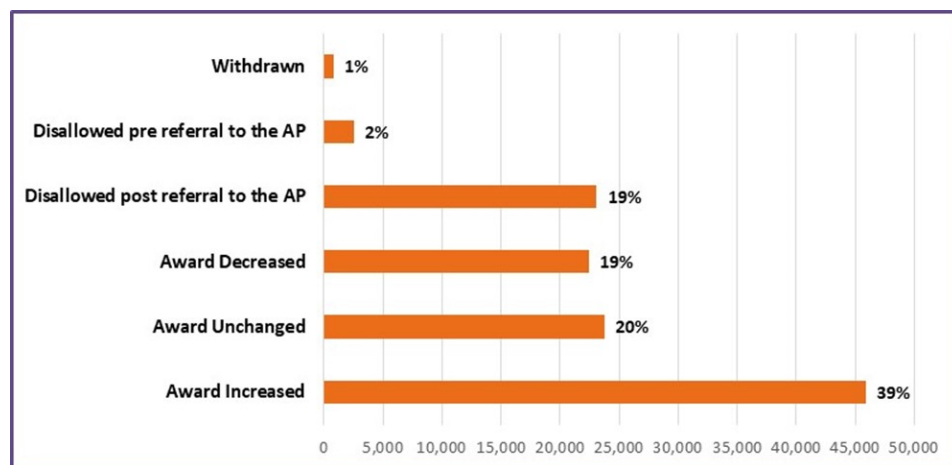
- 70,000 (76%) received an award at the enhanced rate.
- 40,040 (44%) received the highest level of award i.e. both enhanced rate for daily living and enhanced rate for mobility.

(These figures include case outcomes which may have been changed as a result of mandatory reconsideration or appeal.)

Comparison of DLA award to PIP award for Working Age DLA Reassessment Claims

Since 20th October 2016, DfC has been inviting DLA working age recipients to claim PIP. DLA claimants are reassessed for their eligibility for PIP against the same criteria as new PIP claimants. For each individual who has a PIP reassessment outcome their PIP entitlement has been compared to their DLA entitlement at the time of their PIP reassessment registration. Figures are based on working age DLA claims that have been reassessed for PIP, excluding Rising 16s*. These figures differ from information on page 6 of this document which includes Rising 16s and primarily reflect claims in payment.

Disability Living Allowance Reassessments by Outcome Type



•78% of all DLA Reassessed claims were awarded PIP based on initial decision.

•22% were Disallowed or Withdrawn based on initial decision.

•34% of Reassessed DLA claims were awarded the highest rate of PIP.

From 20th June 2016 when PIP was launched until the 28th February 2019, **109,710** working age DLA reassessment claims to PIP have been cleared in NI. Of these:

- 39%** (42,390) had their award increased;
- 20%** (21,790) had their award left unchanged;
- 19%** (20,960) had their award decreased;
- 20%** (21,670) were disallowed after the assessment;
- 2%** (2,210) were disallowed before the assessment; and
- 1%** (680) withdrew their claim.

Over three quarters (**78%**) of those who registered received an award of PIP.

39% of those who registered received an increase in the level of award. This is higher than the **23%** forecast in 2016.

41% of those who registered received a lower level of award or no award; this includes **1%** of people who chose to withdraw their claim. This is lower than the **58%** forecast in 2016.

34% (37,100) of all DLA to PIP clearances (109,710) received PIP at the highest rate (enhanced daily living with enhanced mobility components). This compares with **16%** of cases receiving both high rate care and high rate mobility DLA at the point of reassessment (*Table 16a, b*).

Statistics on outcomes are also broken down by:

- Age (*Table 18*);
- Gender (*Table 19*);
- DLA disability group (*Table 20*);
- Local Government District (*Table 21*).

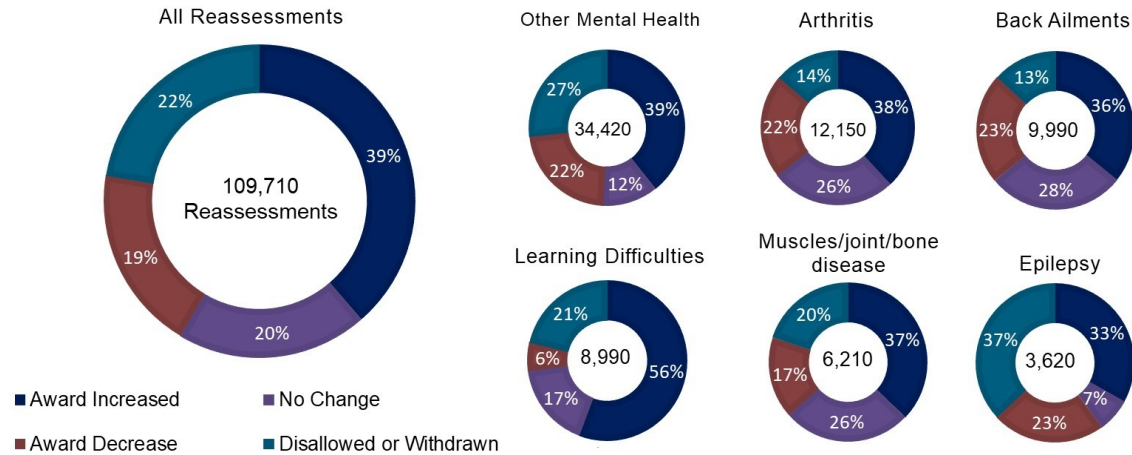
Further information on reassessment outcomes by type, including these breakdowns, can be found in the tables that accompany this release.

*Figures exclude 'Rising 16s'. Rising 16s are claimants who reach 16 years of age and so cease to be eligible for DLA but may be eligible for PIP. This is different from the approach used in the other statistics included in this release which include Rising 16s.

Reassessment Outcomes by Main Disabling Condition and DLA Award Type

The following breakdowns show the outcome of the initial decision for each reassessment claim (i.e. they reflect outcomes prior to any reconsideration, appeal action and award review). This includes all initial decisions for reassessment claims made between 20th June 2016 and 28th February 2019.

DLA to PIP Reassessment Overall Outcomes (Working Age)



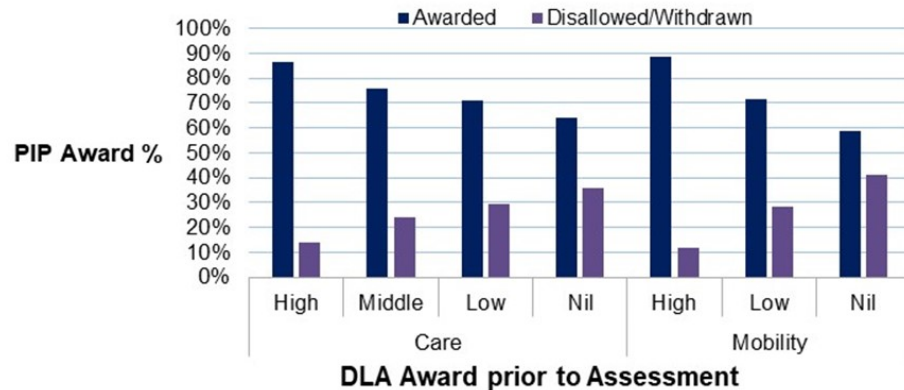
Claimants may often have multiple disabling conditions upon which their entitlement decision is based but only the primary DLA condition is shown in these statistics. It is possible that a reassessment claim could have different main disabling conditions recorded on the DLA and PIP systems.

The proportion of cases with award changes differed across the various main disabling conditions. The 6 most common DLA groups make up **69%** of all reassessments. Among these groups, 'learning difficulties' had the highest proportion of cases with an increased award (**56%**).

Further information on reassessment outcomes for all main disability groups can be found in table 20 that accompanies this release.

Disallowed and withdrawn claims have been collated for the pie charts.

Reassessment Outcomes by Disability Living Allowance Award Type



This chart shows the percentage of working age DLA cases that have been reassessed to date and awarded PIP. This is categorised by the type of DLA award (*Table 16d*):

86% of those previously in receipt of DLA at the highest care rate (and any rate of mobility component) were awarded PIP on reassessment.

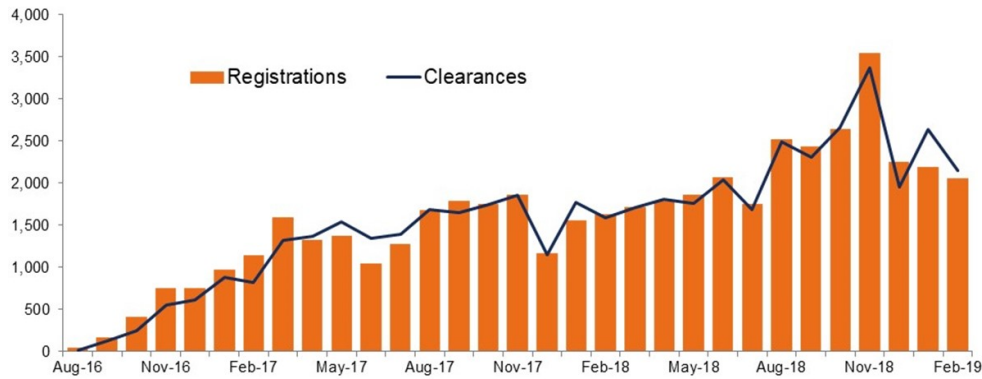
88% of those previously in receipt of DLA with high mobility rate (and any care rate) were awarded PIP on reassessment.

Further information on reassessment outcomes, including all disability groups can be found in the tables that accompany this release.

Mandatory Reconsiderations

28% of PIP decisions to date have resulted in a request for reconsideration

Reconsiderations by Month: Registrations and Clearances



Claimants who wish to dispute their decision on their PIP claim can ask DfC to reconsider the decision. This is a 'Mandatory Reconsideration' (MR). Its purpose is to consider the grounds for the dispute and complete a review of the initial decision. MRs can arise for various reasons such as omitting to tell DfC about relevant evidence during the initial decision making process or not returning forms required as part of the claim. MRs can also be instigated by the Department.¹

The number of MRs requested tends to move in line with the number of claims cleared.

By the end of February 2019, 48,880 MRs had been registered, with 31,870 for DLA reassessed claims and 17,010 for new claims.

A total of 47,480 MRs have been cleared by end February 2019.² Of these, 16,260 (35%) were new claims and 30,820 (65%) were DLA Reassessed claims.

A MR must be completed before an appeal is made and lodged with The Appeals Service.

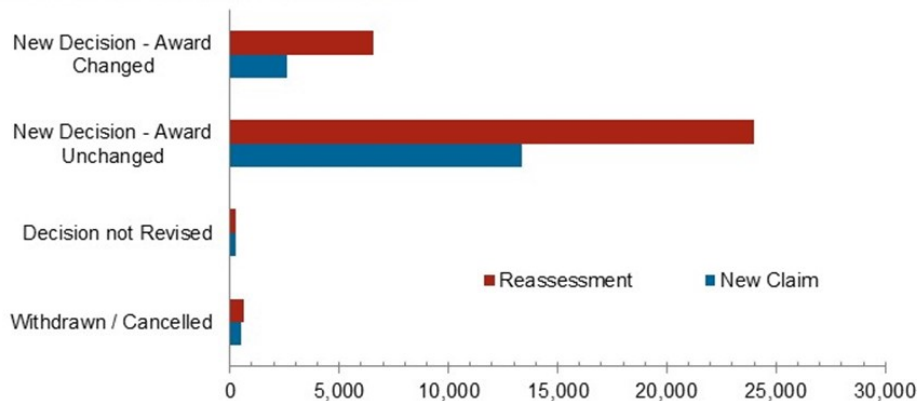
¹ Please see 'Mandatory Reconsiderations' section on Page 10

² Excluding withdrawn / cancelled MRs

The majority of reconsiderations result in no change in the award.

Reconsiderations Outcome for New Claims and Reassessed Claims

Reconsiderations Outcomes



By the end of May 2019, **84%** of new claims and **79%** of reassessed DLA reconsiderations resulted in no change to the award.

New Decision - Award Changed; The Reconsideration instigated by the Claimant or Department has been completed and a conclusion is recorded which indicates that there has been a new decision issued and the award has been changed.

New Decision - Award Unchanged; The Reconsideration instigated by the Claimant or Department has been completed and a conclusion is recorded which indicates that there has been a new decision issued but the award remains unchanged.

About These Statistics

This summary contains experimental statistics on PIP registrations, clearances, awards, numbers of claims in payment and mandatory reconsiderations and claims made by those with an existing claim for Disability Living Allowance (DLA) (known as Reassessments).

Data is sourced from the PIP Computer System and represents a 100% population of PIP claimants with a postcode in NI at the associated dates. All figures are rounded to the nearest 10 and as a result may not sum to stated totals.

'Monthly claims in payment' refers to the number of PIP claims in payment on the last day of the month. The monthly caseload will not include claims that are backdated for an earlier period and so will not be subject to retrospective revision. These claims will be included from the month they are paid.

Any figures relating to claims in payment will include claims which may have been changed as a result of a mandatory reconsideration or appeal. Figures relating to registrations, clearances and award rates are based on the initial decision and **do not take** account of any awards changed as a result of mandatory reconsiderations or appeal.

Data Quality Statement

These statistics are in an experimental stage and as such are subject to retrospective revision in any future releases.

The methodology, structure and format of the measures for gathering these statistics are still in development and are also in the process of being quality assured. As such they may change, leading to a revision of the figures contained within.

Since the Personal Independence Payment Computer System (PIPICS) is a live system, the PIP figures contained within the publication and supplementary tables are subject to scheduled revisions. This is to account for retrospective actions on the PIPICS system. These revisions are performed in accordance with T3.9 of the [UK Statistics Authority Code of Practice for Statistics](#).

Also, it should be noted that some claims may not be marked as claims under special rules for terminally ill people (SRTI) at the point of registration but become an SRTI claim prior to the point of clearance, and vice versa. This may lead to the figures showing fewer SRTI registrations than clearances.

Mandatory Reconsiderations

The Department commenced an administrative exercise on 28th June 2018 to review all current PIP claims to check if customers are eligible for more support as a result of two Upper Tier Tribunal judgements in Great Britain. The outcomes from the review exercise are captured under both the new claims and the reassessed DLA reconsiderations categories. As the review exercise relates only to the application of these two judgements it result in higher rates of 'no change to the award'. Consequently this leads to a higher overall proportion of mandatory reconsiderations resulting in 'no change to the award'.

About These Statistics

DLA to PIP Reassessment Outcomes

If the decision is categorised as **'Award Increased'** / **'Award Unchanged'** / **'Award Decreased'** then the Department have made a decision to award PIP and the total monetary value of the PIP award (Daily Living plus Mobility component) is higher than / the same as / less than the total monetary value of the DLA award (Care component plus Mobility component).

If the decision is categorised as **'Disallowed pre-referral to the assessment providers (AP)'** then the claim has been disallowed due to failure of basic eligibility criteria or non-return of the Part 2 form within the time limit and have not been marked as requiring additional support.

If the decision is categorised as **'Disallowed post-referral to the assessment providers (AP)'** then the claim has been disallowed following the assessment due to the claimant not scoring enough points at the assessment to be awarded the benefit, or the claimant failing to attend the assessment without good reason.

If the decision is categorised as **'Withdrawn by the claimant'** then the claim has been withdrawn by the claimant prior to a decision being made. This can take place at any point in the claimant journey following registration of a claim.

For each individual who has a PIP reassessment outcome their PIP entitlement has been compared to their DLA entitlement at the time of their PIP reassessment registration.

PIP Operational Roll Out

PIP was introduced in NI on 20th June 2016 for all new claims and where the award period for DLA had come to an end.

From December 2016, the main reassessment of all existing working age DLA claims began with claimants selected at random. This process is expected to be completed in November 2019.

Further Information & Feedback

For more information on PIP statistics, including detailed tables, please visit:

<https://www.communities-ni.gov.uk/articles/personal-independence-payment-statistics>

Alternatively, contact DfC Professional Services Unit at: psu@communities-ni.gov.uk

We would appreciate if you completed a short questionnaire to give us your views on the publication. An online version of this questionnaire is available at the following link: http://www.smartsurvey.co.uk/s/PIP_Stats_User_Survey/

For more information on PIP in general, please visit:

<https://www.nidirect.gov.uk/articles/personal-independence-payment>