

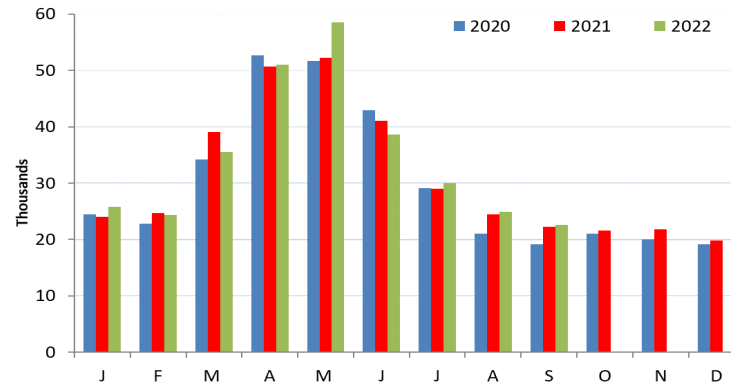
**Title: Calf registrations Northern Ireland September 2022**

Source: Livestock and Meat Commission/APHIS data  
 Date: 03 October 2022  
 Contact: bulletin@lmcni.com  
 Website: www.lmcni.com

Market Information Department

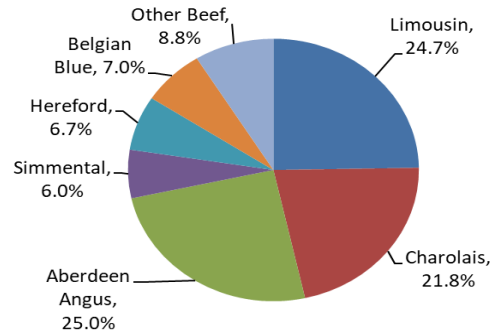


**Total beef sired calf registrations**

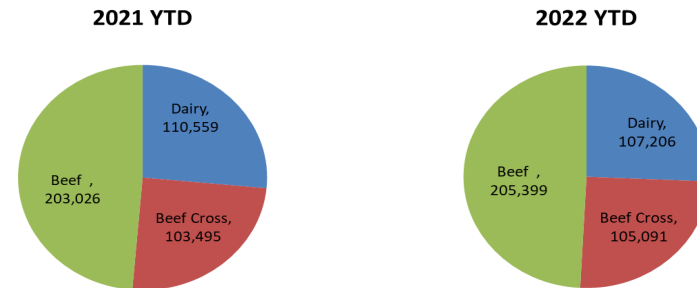


|      | J      | F      | M      | A      | M      | J      | J      | A      | S      | O      | N      | D      | Total YTD |
|------|--------|--------|--------|--------|--------|--------|--------|--------|--------|--------|--------|--------|-----------|
| 2021 | 24,016 | 24,685 | 39,073 | 50,705 | 52,177 | 41,063 | 28,961 | 24,465 | 22,255 | 21,575 | 21,864 | 19,816 | 307,400   |
| 2022 | 25,802 | 24,321 | 35,531 | 50,978 | 58,562 | 38,616 | 29,997 | 24,880 | 22,633 |        |        |        | 311,320   |
|      | +7.4%  | -1.5%  | -9.1%  | +0.5%  | +12.2% | -6.0%  | +3.6%  | +1.7%  | +1.7%  |        |        |        | +1.3%     |

**YTD Beef sired registration by breed**



**Calf registrations by type**



LMC does not guarantee the accuracy or completeness of any third party information provided in or included with this publication.  
 LMC hereby disclaims any responsibility for error, omission or inaccuracy in the information, misinterpretation or any other loss, disappointment, negligence or damage caused by reliance on third party information.