

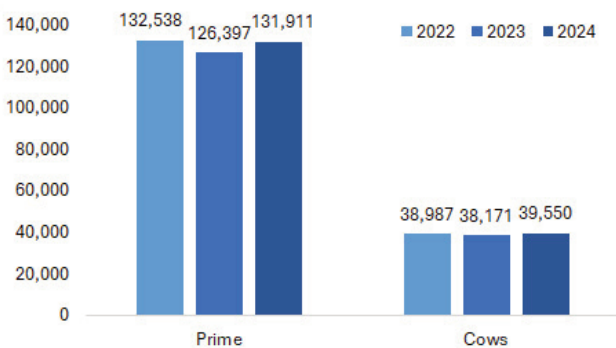
DEADWEIGHT CATTLE TRADE

NI FACTORY BASE QUOTES FOR CATTLE

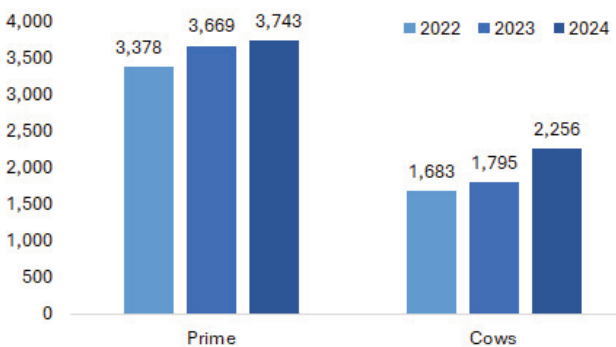
(P/KG DW)	This Week 06/05/24	Next Week 13/05/24
Prime		
U-3	458 - 466p	460 - 468p
R-3	452 - 460p	454 - 462p
O+3	446 - 454p	448 - 456p
P+3	390 - 398p	392 - 400p
Cows		
O+3	326 - 340p	330 - 340p

Cow quotes vary depending on weight and grade. Pricing policies vary from plant to plant. Producers are advised to check pricing policies before presenting cattle for slaughter.

Prime Cattle and Cow Throughput to date 2022 - 2024 (Head) Source: DAERA.



Prime Cattle and Cow Imports from ROI for direct slaughter to date 2022 - 2024 (Head). Source: DAERA.



REPORTED NI CATTLE PRICES - P/KG

W/E 04/05/24	Steers	Heifers	Young Bulls
U3	483.7	485.4	469.5
R3	478.2	481.0	465.4
O+3	470.0	469.1	462.0

*Prices exclude AA, HER, WAG and Organic cattle

REPORTED COW PRICES NI - P/KG

W/E 04/05/24	Weight Bands			
	<220kg	220-250kg	250-280kg	>280kg
P1	232.2	251.5	264.3	281.9
P2	248.7	293.1	306.0	323.0
P3	-	308.2	323.2	330.1
O3	248.0	318.4	332.5	349.5
O4	-	302.0	332.0	348.8
R3	-	-	-	374.0

Deadweight Cattle Trade

Last week in NI prime cattle throughput remained steady on the previous week with 7,932 head processed, while the local cow kill recorded a decline of 194 head to total 1,954 head. Fewer ROI origin cattle were imported for direct slaughter locally last week. Steer and heifer imports totalled 286 head and 129 cows, a difference of 101 prime cattle and 10 cows on the previous week. Meanwhile, 15 cows were exported to ROI for direct slaughter.

Significant increases in deadweight cattle prices were reported across the board in NI last week with the average price paid for steers, heifers and young bulls increasing 2.3p/kg, 2.8p/kg and 2.1p/kg respectively. R3 grade steers and heifers reported increases of 1.1/kg and 1p/kg respectively. Cows saw the greatest improvements week on week up 10.5p/kg on average to 312.6p/kg, with the average price paid for an O3 cow up 3.6p/kg to 346.3p/kg. Next week a further strengthening in trade is expected with plants providing increased base quotes for all types of cattle.

The deadweight trade for all types of cattle stabilised in ROI last week in euro terms, however a slight weakening in euro against sterling has meant the majority of reported prices were back in sterling terms. In GB a mixed trade was reported for prime cattle while cows saw improved prices across all regions.

LAST WEEK'S DEADWEIGHT CATTLE PRICES (UK / ROI)

W/E 04/05/24	Northern Ireland	Rep of Ireland	Scotland	Northern England	Midlands & Wales	Southern England	GB
Steers	U3	487.1	457.0	496.5	501.5	497.5	498.4
	R3	483.6	449.4	496.6	494.7	491.4	490.6
	R4	481.9	452.2	495.2	499.0	492.9	492.8
	O3	472.0	440.2	478.9	476.5	476.3	475.9
	AVG	475.1	-	492.3	488.6	484.2	483.3
Heifers	U3	489.7	463.7	502.3	499.3	502.6	500.3
	R3	484.4	452.2	496.0	494.8	491.2	489.7
	R4	483.0	455.1	497.0	498.7	491.2	491.2
	O3	473.1	443.8	472.7	473.6	473.9	473.5
	AVG	476.8	-	492.9	486.3	482.2	480.9
Young Bulls	U3	477.1	448.8	483.0	484.4	494.6	493.6
	R3	468.1	437.7	481.7	470.3	482.3	488.9
	O3	457.6	422.1	465.4	464.3	454.3	-
	AVG	456.2	-	479.3	470.2	470.2	486.7
	Prime Cattle Price Reported	6,222	-	5,633	6,962	8,324	5,179
Cows	O3	346.3	366.5	387.2	384.2	388.5	384.6
	O4	348.2	366.5	390.0	387.6	390.4	382.1
	P2	310.0	331.7	332.4	347.9	342.7	339.0
	P3	328.0	351.9	356.2	362.6	363.3	359.4
	AVG	312.6	-	384.8	365.6	360.5	347.4

Notes: (i) Prices are p/kg Sterling-ROI prices converted at 1 euro=85.52p Stg
(ii) Shading indicates a lower price than the previous week.
(iii) AVG is the average of all grades in the category, not just those listed

LIVEWEIGHT CATTLE TRADE

LATEST LIVEWEIGHT CATTLE MART PRICES NI

W/E 04/05/24	1st QUALITY			2nd QUALITY		
	From	To	Avg	From	To	Avg
Finished Cattle (p/kg)						
Steers	270	313	285	225	269	248
Friesians	216	230	223	174	214	193
Heifers	275	304	285	220	274	245
Beef Cows	224	293	246	150	223	188
Dairy Cows	140	214	164	60	137	110
Store Cattle (p/kg)						
Steers up to 400kg	325	400	350	240	324	270
Steers 400kg - 500kg	300	357	325	200	299	245
Steers over 500kg	270	306	285	226	269	245
Heifers up to 450kg	300	388	340	200	299	250
Heifers over 450kg	250	333	270	190	249	220
Dropped Calves (£/head)						
Continental Bulls	400	580	450	300	395	340
Continental Heifers	350	540	400	225	345	285
Friesian Bulls	125	230	175	55	120	85
Holstein Bulls	100	220	125	32	95	60

DEADWEIGHT SHEEP TRADE

NI SHEEP BASE QUOTES

(P/Kg DW)	This Week 06/05/24	Next Week 13/05/24
R3 Hoggets (22 & 22.5kg)	740 - 750p	730p
R3 Lambs (up to 21kg)	790 - 800p	780p

REPORTED NI SHEEP PRICES

(P/KG)	W/E 20/04/24	W/E 27/04/24	W/E 04/05/24
D/W R3 Hoggets	789.2	812.1	775.8
D/W Hoggets	791.9	812.3	779.4
L/W Hoggets	671.2	677.6	640.6
D/W R3 Spring Lambs	839.0	857.3	819.8
D/W Spring Lambs	827.3	844.6	815.4
L/W Spring Lambs	815.0	790.1	740.6

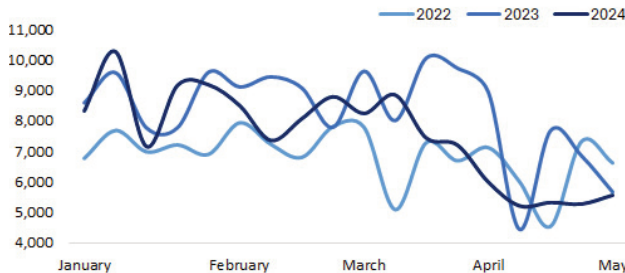
REGIONAL SHEEP PRICES (GB / ROI)

GB D/W Hoggets	860.5	849.6	824.9
GB D/W Lambs	-	-	915.1
ROI D/W	786.7	810.6	785.1

Sheep Trade

The liveweight sheep trade reported a recovery in local marts mid-week with GB buyers sourcing lambs in NI. This follows a week of fewer NI lamb/hogget exports to ROI with just shy of 1,200 head exported last week. With increased supplies available domestically, NI plants offered reduced quotes for all types of sheep this week. However, the stronger trade and improved demand reported on Wednesday afternoon, and exports to ROI expected to recover to stronger levels next week, has seen preliminary quotes received for early next week recovering to 730p/kg for hoggets and 780p/kg for spring lambs.

Hogget/Lamb Throughput to date 2022-2024 Source: DAERA



LIVEWEIGHT SHEEP TRADE

LATEST SHEEP MARTS (P/KG LW)

From: 04/05/24	To: 09/05/24	Hoggets			Spring Lambs				
		No	From	To	Avg	No	From	To	Avg
Saturday	Omagh	263	647	702	-	70	687	746	-
	Swatragh	350	500	667	-	160	661	782	-
Monday	Kilrea	350	683	705	-	350	744	855	-
	Markethill	190	600	697	-	350	720	791	-
Tuesday	Saintfield	260	640	700	-	230	710	780	-
	Rathfriland	-	-	-	-	337	721	771	746
Wednesday	Ballymena	379	630	739	-	600	750	886	780
	Enniskillen	260	630	690	-	140	700	760	-
	Armoyle	175	630	740	-	75	750	830	-