

Triennial publication

Published: 30 July 2020

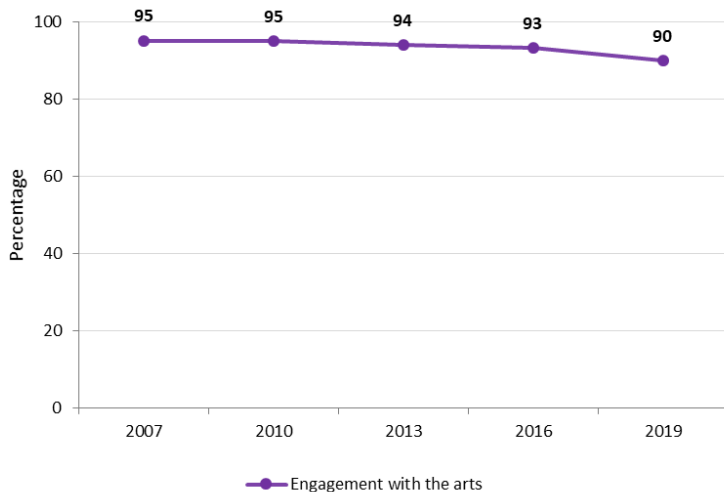
Coverage: Northern Ireland

Main stories

- In 2019, almost all young people in Northern Ireland (99%) had participated in sport similar to the proportion in 2016. Nine in every ten young people (90%) had engaged with the arts in the previous year, this is a decrease in the proportion who had engaged in 2016 (93%).
- The proportion of young people who used the public library service (48%) had decreased from 2016 (54%). Visits to museum or science centres (69%) in 2019 by young people were similar to those in 2016 (70%).
- Young people who are entitled to free school meals have lower engagement rates than those who are not, particularly for those who visited places of historic interest or attended arts events.

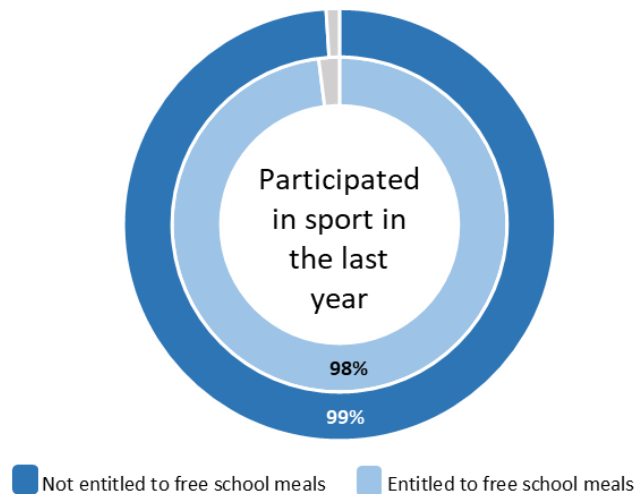
Engaged in the arts

Decrease from the 2016 figure

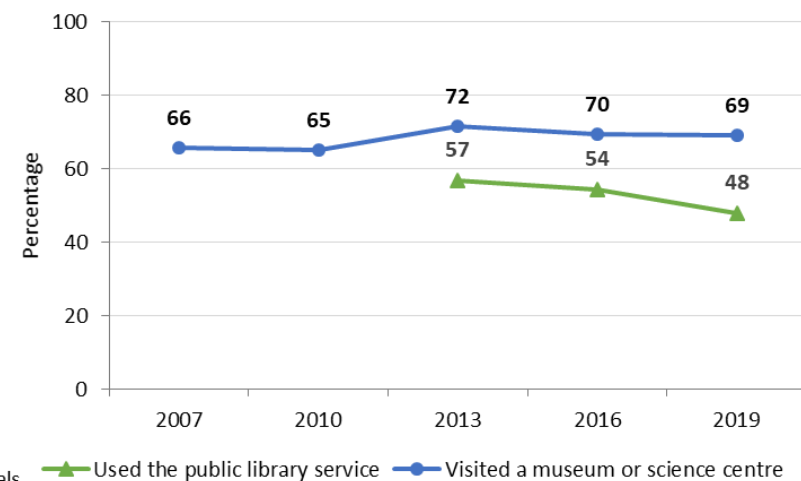


Participation in Sport

Young people entitled to free school meals were less likely to participate than those not entitled



Museums, science centres and Public libraries



While the proportion of young people who engaged in the arts in 2019 is lower than in previous years, the engagement rate remains high, with nine out of every 10 young people engaging.

Compared to young people who are not entitled to free school meals a slightly lower proportion of those entitled to free school meals participated in sport in the last 12 months.

In 2019, the proportion of young people who used the public library service continued a downward trend when compared with 2013 and 2016. The proportion who have visited museums and science centres has remained similar to 2016.

Contents

Page

Sport	4
Arts	5
Libraries	6
Museums and science centres	7
Historic environment and Volunteering	8
Definitions and technical notes	9

Lead Statistician: Jennifer O'Donnell
psu@communities-ni.gov.uk

DfC Press Office: 028 9082 3412
press.office@communities-ni.gov.uk

First released: 30 July 2020

Introduction

Among other policy areas, the Department for Communities (DfC) is the lead department for arts and creativity, museums, libraries, public records, sports, heritage and volunteering. This bulletin provides headline analysis on some of these areas, a number of which are of particular relevance in informing cultural and art activities as defined in the draft Programme for Government for Northern Ireland 2016-21.

Engagement in culture and arts includes:

- Engagement in the arts (includes both arts participation and arts attendance)
- Usage of the public library service
- Visits to museums and science centres

More detailed analysis will be provided over the coming months, including breakdowns by demographic groups and by free school meal entitlement.

Young Persons' Behaviour and Attitudes Survey

This report presents the findings from the 2019 Young Persons' Behaviour and Attitudes Survey (YPBAS) in relation to engagement with culture, arts and sport in Northern Ireland which are used to inform the development, monitoring and evaluation of policy. More information relating to YPBAS, methodology, definitions and the interpretation of the figures can be found in the [definitions and technical notes](#) section. Data tables are available in [Excel](#) and [ODS format](#). The questions that were asked in YPBAS 2019 are available [here](#).

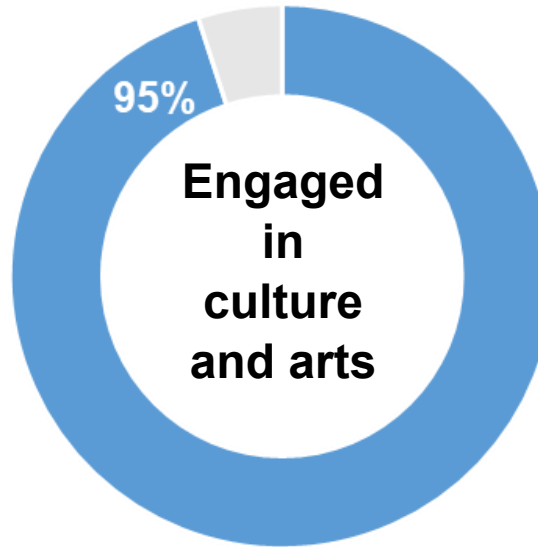
Revision: This report, first published 30 July 2020, has been updated due to a recalculation of the weight variables to account for missing demographic variables. A number of figures have changed from the first publication and the report and associated tables have been updated accordingly to reflect this.

Engagement of young people in culture, arts and sport



Arts

Arts engagement
90%




Sports



Sports participation
99%



Historic environment




Visited a historic building, garden or monument
71%

Museums



Visited a museum or science centre
69%



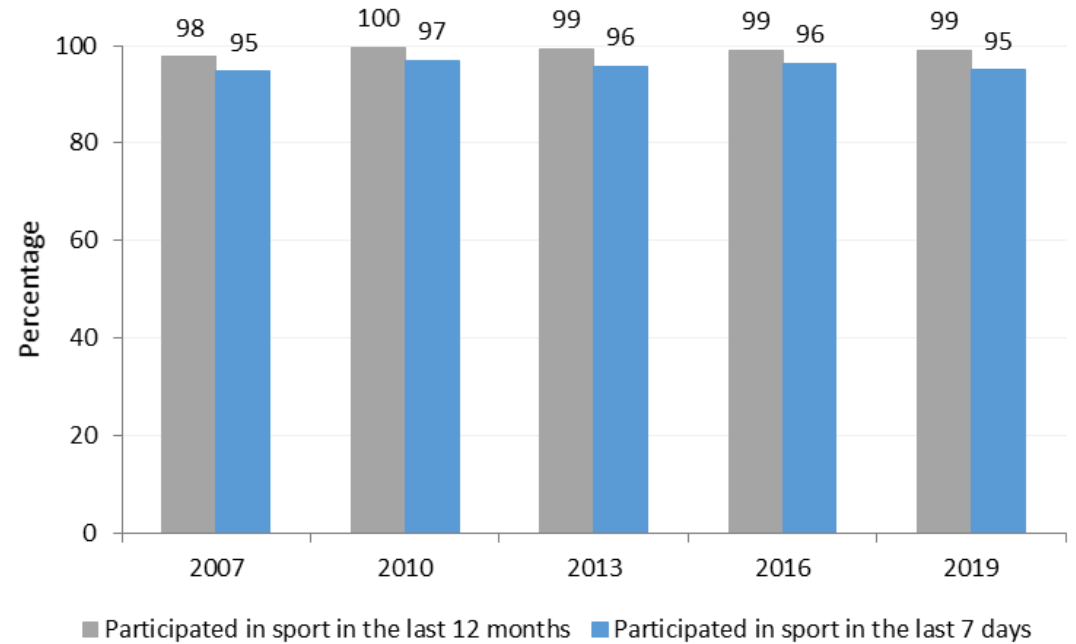
Libraries

Used the public library service
48%

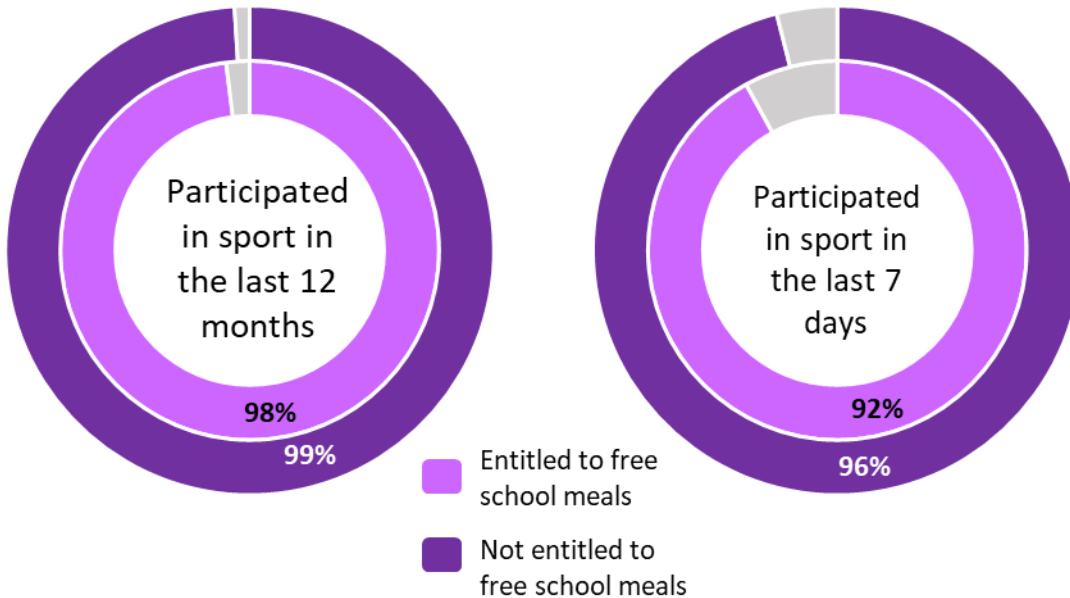


Sport

- In 2019, almost all young people in Northern Ireland (99%) had participated in sport in the last 12 months, a similar figure to 2016 and 2013 (99%). This figure was proportionately lower than the comparable result from 2010 (100%), however was higher than the same figure in 2007 (98%).
- Similarly, almost all young people had participated in sport in the last 7 days (95%) in 2019. This was a slight decrease on the trend seen from 2010 to 2016, bringing the figure to a similar level as seen in 2007 (95%).



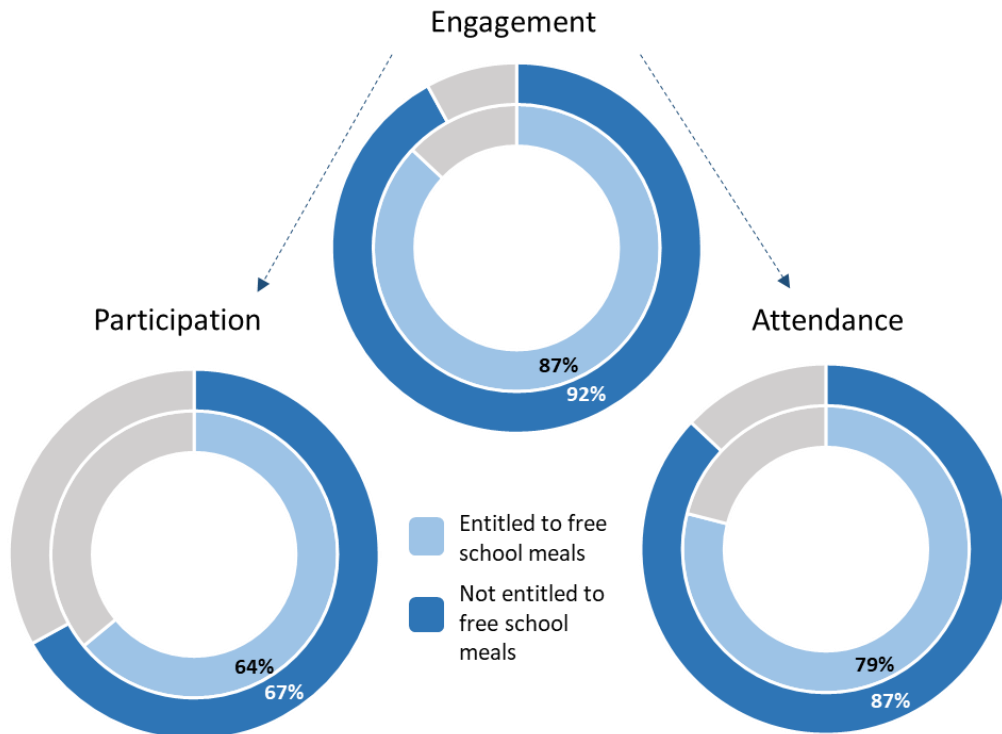
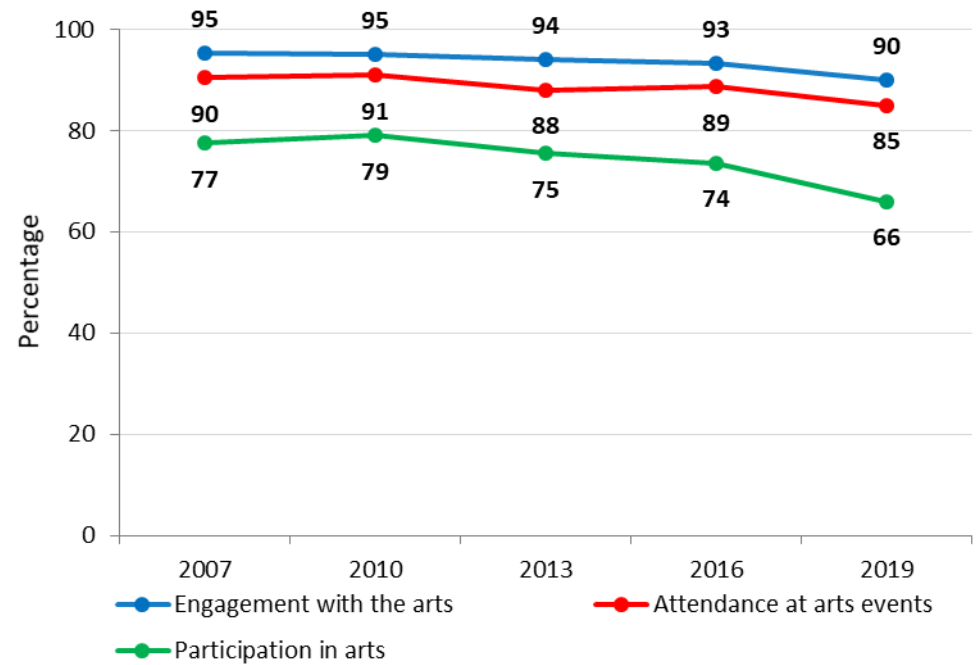
Free school meals



- Young people who are entitled to free school meals were slightly less likely to participate in sport in the last 12 months and the last 7 days than those who are not entitled to free school meals.

Arts

- In 2019, nine in every ten young people (90%) had engaged with the arts in the previous year. This is a decrease on the proportion in 2016 (93%), and is lower than the figures over the entire trend period from 2007.
- Two thirds (66%) of young people had participated in arts activities in the last 12 months. This proportion is the lowest observed over the period from 2007 onwards.
- Over eight out of every ten young people (85%) had attended an arts event in the last 12 months. As with the participation figures, this has also been the lowest observed over the trend period from

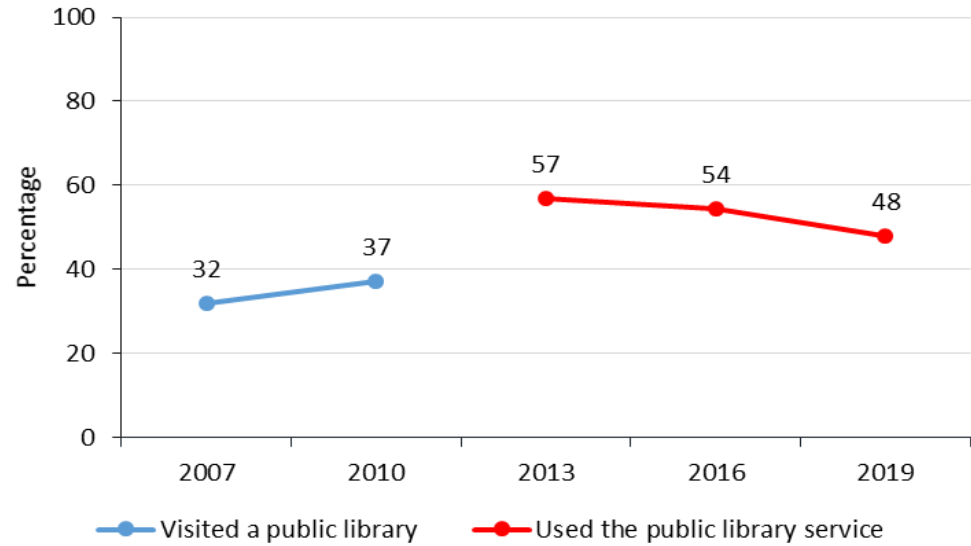


Free school meals

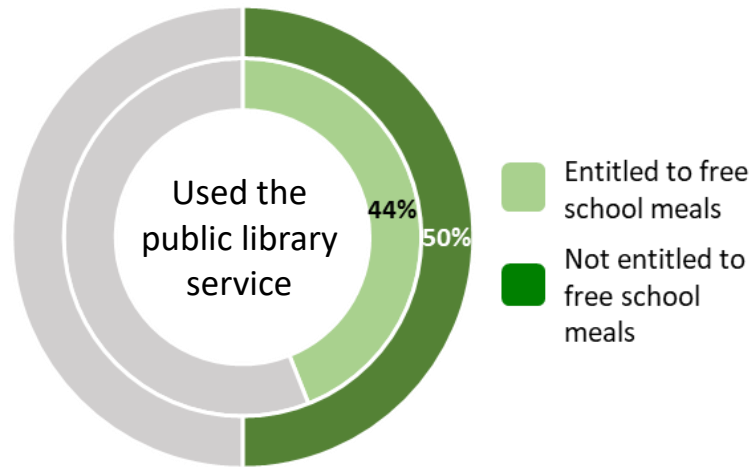
- Young people who are entitled to free school meals were less likely to have engaged in the arts or attended an arts event than those who are not entitled to free school meals.

Libraries

- In 2019, almost half (48%) of young people had used the public library service at least once in the last 12 months, continuing the downward trend from 54% in 2016 and 57% in 2013.



There is a break in the series for libraries as the libraries question on the YPBAS was revised in 2013 to include the wider range of services available in libraries including online services.

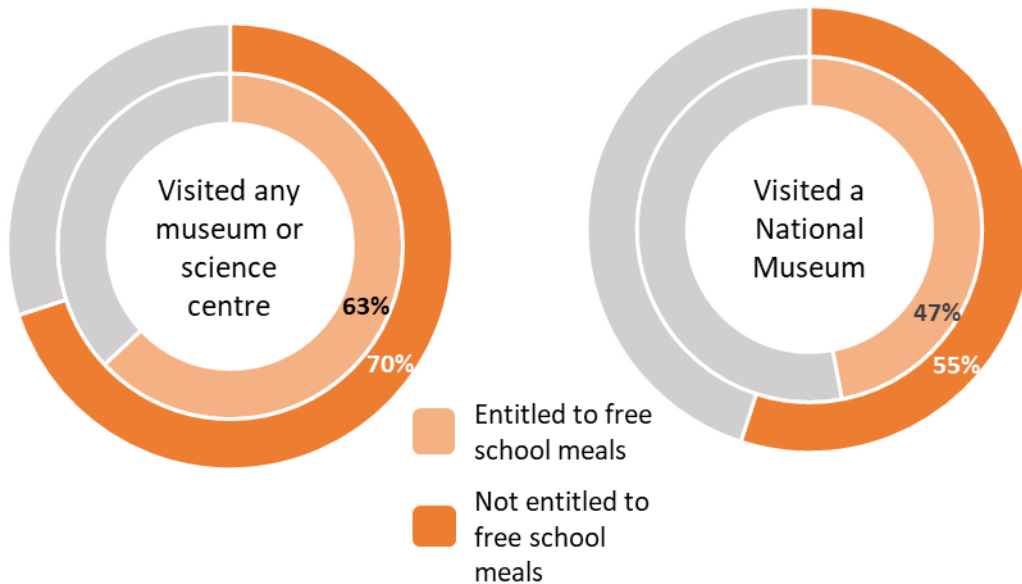
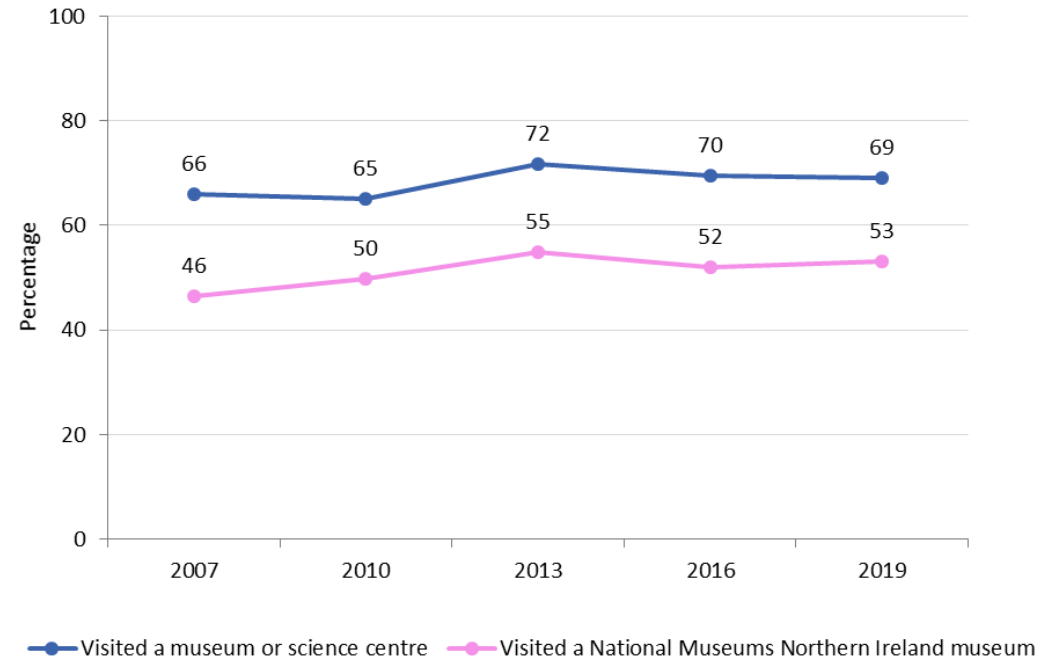


Free school meals

- Young people who are entitled to free school meals were less likely to have used the public library service than those who are not entitled to free school meals.

Museums and science centres

- In 2019, almost seven out of every ten young people (69%) had visited any museum or science centre in the last 12 months, similar to the 70% in 2016. However, the 2019 figure is lower than the figure in 2013 (72%), which remains the peak of engagement over the trend period from 2007.
- Just over half (53%) of young people had visited a National Museum in the last 12 months in 2019, similar to the 52% who visited in 2016 and the comparable figure in 2013.



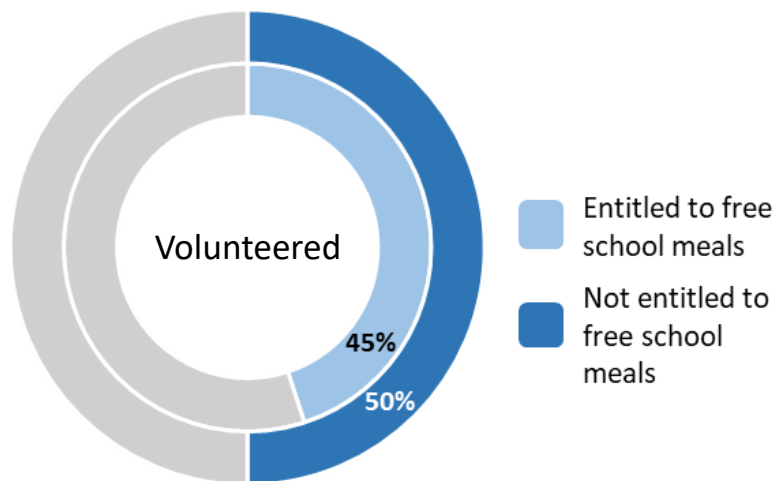
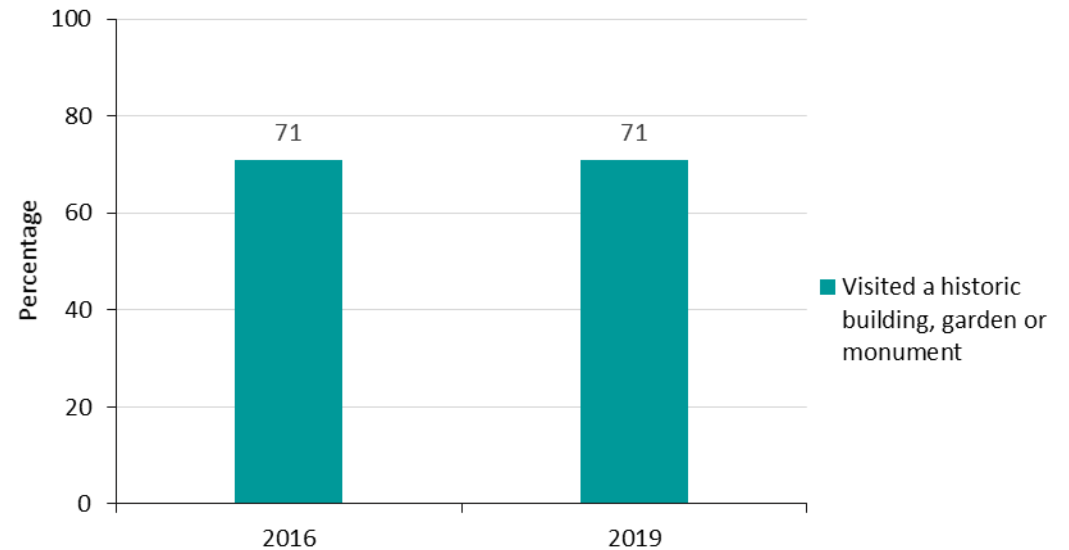
Free school meals

- Young people who are entitled to free school meals were less likely to have visited any museum or science centre or any National Museum than those who are not entitled to free school meals.

Historic environment and Volunteering

Historic environment

- In 2019, just over seven in every ten young people (71%) had visited a historic building, garden or monument; or city or town with historic character at least once in the last 12 months, the same proportion as had visited in 2016.
- Young people who are entitled to free school meals were less likely to have visited a historic building, garden or monument in the last 12 months than those who are not entitled to free school meals.



Volunteering

- These questions were first included in 2019 so no trend information is available. In 2019, almost a half of all young people (49%) had volunteered with clubs, campaigns or organisations.
- Young people who are entitled to free school meals were less likely to have volunteered in the last 12 months than those who are not entitled to free school meals.

Definitions and technical notes

Young Persons' Behaviour and Attitudes Survey

The Central Survey Unit of the Northern Ireland Statistics and research Agency was commissioned by a consortium of government departments and public bodies to design, conduct and report on a study of the behaviour and attitudes of young people in Northern Ireland. The Young Persons' Behaviour and Attitudes Survey (YPBAS) is a school-based survey carried out among 11-16 year olds and covers a wide range of topics relevant to the lives of young people today. The main aim of the YPBAS is to gain an insight into, and understanding of, their behaviour and lifestyle. It also aims to influence various government policies and practices relating to young people and to facilitate access to research findings and expertise.

Questionnaire

Two versions of the questionnaire were used to accommodate demand for topics on the 2019 survey. The content and structure of each questionnaire was agreed in consultation with clients. Schools were randomly assigned one version of the questionnaire. A copy of the DfC questions can be accessed at:

[DfC Questions on the Young Persons' Behaviour and Attitudes Survey 2019](#)

Sample and response rate

The Department of Education (DE) provided CSU with a list of all post-primary schools in Northern Ireland (excluding independent schools and those which catered solely for pupils with special needs). All 196 post-primary schools, were contacted and invited to participate. Eighty schools agreed to participate in the study, resulting in a response rate of 41%. One class in each of the five year groups (years 8-12) was then randomly selected to take part in the study. A total of 3,892 pupils were surveyed using Version A (response rate 85%) and 4,226 pupils using Version B of the questionnaire (response rate 87%). DfC's questions on engagement of culture, arts and leisure were included in Version A.

Engaged in culture, arts and sport - Have done at least one of the following in the 12 months prior to the YPBAS:

- Participated in sport
- Engaged in the arts
- Used the public library service
- Visited a museum or science centre

Engaged in culture and arts - Have done at least one of the following in the 12 months prior to the YPBAS:

- Engaged in the arts
- Used the public library service
- Visited a museum or science centre

Sport participation - Participated in at least one of the following activities in the 12 months prior to the YPBAS:

- Active games
- Angling/fishing
- Athletics/cross country
- Basketball/netball/volleyball
- Boxing
- Canoeing/Kayaking/Rowing
- Cricket
- Cycling
- Dancing
- Darts
- Football
- Gaelic Football
- Golf, pitch and putt, putting
- Gymnastics
- Hockey
- Horse riding
- Hurling/Camogie
- Ice skating
- Indoor bowls
- Jogging
- Keepfit, aerobics, yoga, dance exercise
- Martial Arts
- Motor sports
- Rugby union or league
- Shooting
- Skateboarding/Rollerblading
- Skiing
- Snooker, pool, billiards
- Swimming or diving
- Table tennis
- Tennis/Badminton/Squash
- Tenpin bowling
- Trampolining
- Walking for exercise/Hill walking
- Weight training/lifting/body building
- Windsurfing/boardsailing
- Yachting or dinghy sailing
- Other

Arts engagement – Either participated in arts activities or attended arts events in the 12 months prior to the YPBAS.

Arts participation – Participated in at least one of the following arts activities in the 12 months prior to the YPBAS:

- Danced (any kind, not for fitness)
- Sang (not karaoke) or played a musical instrument to an audience, including rehearsed for a performance
- Played a musical instrument for own pleasure
- Written music in your free time
- Performed in or rehearsed for a play/drama/pantomime/musical/opera
- Painting, drawing, printmaking or sculpture in your free time (not including schoolwork or homework)
- Photography or made films/videos as an artistic activity (not including family or holiday photos, films or videos)
- Any sort of crafts such as textiles, wood, pottery or jewellery making
- Read for pleasure (not including school books, newspapers, magazines or comics)
- Helped to organise or run a musical/festival/pantomime or any show of any kind
- Used a computer to create original artworks or animation
- Written any stories or poetry in your free time (not including schoolwork or homework)

Arts attendance – Attended at least one of the following arts events in the 12 months prior to the YPBAS:

- Film at a cinema or other venue
- Circus or carnival
- Pantomime or musical
- An arts festival or community festival
- Play or drama at a theatre or other venue
- Opera
- Rock or pop music performance
- Folk, or traditional music performance
- Classical or jazz performance
- Other live music performance or concert
- Ballet
- Irish dance performance
- Other live dance event
- Poetry reading or storytelling/anything to do with books/writing
- Any type of event including art/photography/sculpture/video/electronic arts/crafts
- Street art (such as in parks, busking)
- A museum

Used the public library service – Used the public library service at least once in the 12 months prior to the YPBAS, e.g. visited a public library or mobile library; used the Libraries NI website; attended a library event outside a library. Public library does NOT include school, college, or university libraries. A library event outside a library is an event run by Libraries NI which has taken place in a venue other than a library.

Visited a museum or science centre – Visited one of the following museums or science centres in the 12 months prior to the YPBAS:

- Ulster American Folk Park
- Ulster Folk & Transport Museum
- Ulster Museum
- W5, Odyssey Centre
- Armagh Observatory & Planetarium
- Other museum in Northern Ireland

Visited a National Museum – Visited one of the following museums in the 12 months prior to the YPBAS:

- Ulster Museum
- Ulster Folk & Transport Museum
- Ulster American Folk Park

Historic environment—Visited any of the following places in the 12 months prior to the YPBAS:

- Visited a historic building, garden or landscape open to the public (e.g. A National Trust House, a historic town hall, a museum in an old building, or an event in a historic house or its grounds).
- Visited historical monuments or sites of archaeological interest (Castles, ruins and forts).
- Visited a city or town with historic character (a town with lots of old buildings).

Volunteering— Given up any of your time to volunteer or help out with things like clubs, campaigns or organisations in the 12 months prior to the YPBAS.

Statistical significance in this report

The result presented in this report are based on data which has been weighted by year group, gender and religion in order to reflect the composition of the Northern Ireland post-primary population. Since a three stage sample design was used: schools, classes and pupils, the required assumption of random sampling was not met for significance testing. In 2013, standard errors were calculated for some of the variables in the survey using a formula for complex samples. However, when these were compared with standard errors calculated using the formula for random samples there was little difference (see [Technical Report](#)). Given those findings, and the methodology is consistent with that used in 2013, tests of statistical significance in this bulletin have been carried out using the formula for random samples.

Any statements in this report regarding differences between groups such as different years and whether young people are entitled to free school meals, are statistically significant at the 95% confidence level. This means that we can be 95% confident that the differences between groups are actual differences and have not just arisen by chance. Both the base numbers and the sizes of the percentages have an effect on statistical significance. Therefore on occasion, a difference between two groups may be statistically significant while the same difference in percentage points between two other groups may not be statistically significant. The reason for this is because the larger the base numbers or the closer the percentages are to 0 or 100, the smaller the standard errors. This leads to increased precision of the estimates which increases the likelihood that the difference between the proportions is actually significant and did not just arise by chance.

Other notes

The following should be noted when interpreting figures and tables:

- Percentages less than 0.5% are denoted by '0' and where there are no responses, they are denoted by '-'.
- Percentages may not add to 100% due to rounding.
- Percentages may not add to 100% for questions where multiple responses are allowed.
- Detailed tabulations are not provided where the number of respondents is too small to allow meaningful analysis.
- The base number of responses to each question, which is shown in each table, is the unweighted count. The base may vary due to some respondents not answering certain questions.