



Triennial publication

Published: 27 July 2017

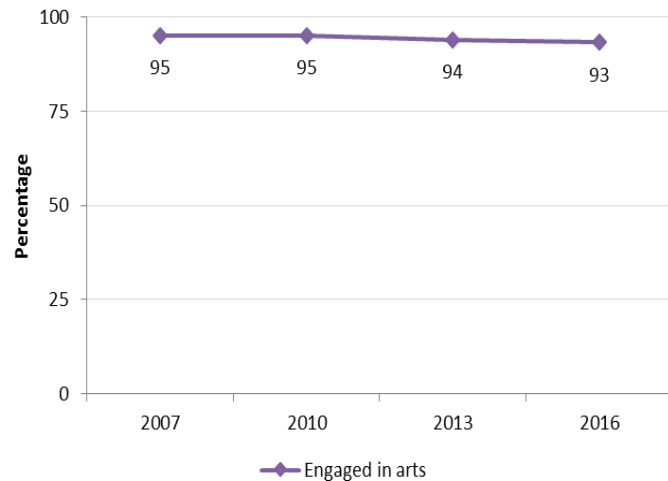
Coverage: Northern Ireland

Main stories

- In 2016, almost all young people in Northern Ireland (99%) had participated in sport and more than nine in every ten young people (93%) had engaged with the arts in the previous year. Both proportions were similar to comparable figures for 2013.
- The proportions of young people who used the public library service (54%) or visited any museum or science centre (70%) in 2016 were slightly lower than in 2013.
- Young people who are entitled to free school meals have lower engagement rates than those who are not, particularly for those who visited museums and science centres and places of historic interest.

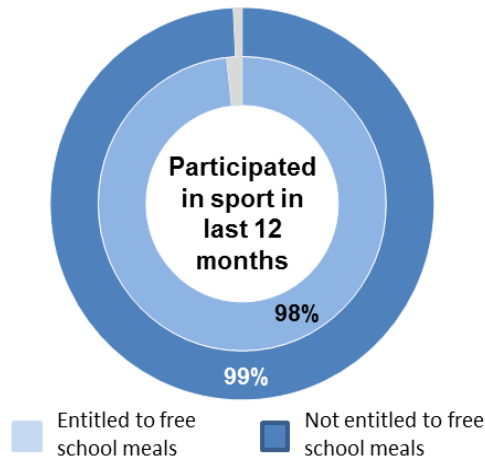
Engaged in the arts

No change from the 2013 figure



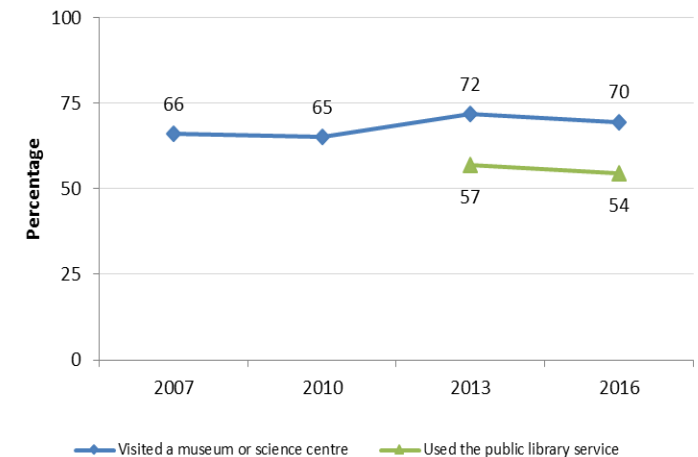
Free school meals

Young people entitled to free school meals were less likely to participate than those not entitled



Museums, science centres and Public libraries

Decreased from 2013



In 2016, the proportion of young people engaging in the arts within the previous year was unchanged when compared with 2013.

Compared to young people who are not entitled to free school meals a slightly lower proportion of those entitled to free school meals participated in sport in the last 12 months.

In 2016, the proportions of young people who used the public library service or visited any museum or science centre each decreased from 2013.

Contents

Page

Sport	4
Arts	5
Libraries and historic environment	6
Museums	7
Definitions and technical notes	8

Lead Statistician: Jennifer Bradley
jennifer.bradley@communities-ni.gov.uk

DfC Press Office: 028 9082 3516

Published 27 July 2017

Introduction

The Department for Communities (DfC) is the lead department for:

- Arts and creativity: DfC provides funding for the arts in Northern Ireland, sets arts policy and supports arts based initiatives. A current key priority is to develop an Arts and Culture strategy.
- Sport: DfC aims to promote a culture of lifelong enjoyment and success in sport through its strategy for sport: Sport Matters.
- Museums: DfC is committed to ensuring the highest standards for our museums and that they continue to develop as attractions both for the local population and our ever increasing visitors.
- Libraries: DfC funds the public library service, Libraries NI, and has a vision for the public library service to be ‘a flexible and responsive library service which provides a dynamic focal point in the community and assists people to fulfil their potential’.

Young Persons’ Behaviour and Attitudes Survey

This report presents the findings from the 2016 Young Persons’ Behaviour and Attitudes Survey (YPBAS) in relation to engagement with culture, arts and leisure in Northern Ireland which are used to inform the development, monitoring and evaluation of policy . More information relating to YPBAS, methodology, definitions and the interpretation of the figures can be found in the [definitions and technical notes](#) section. Data tables are available in [Excel](#) and [ODS format](#). The questions that were asked in YPBAS 2016 are available [here](#).

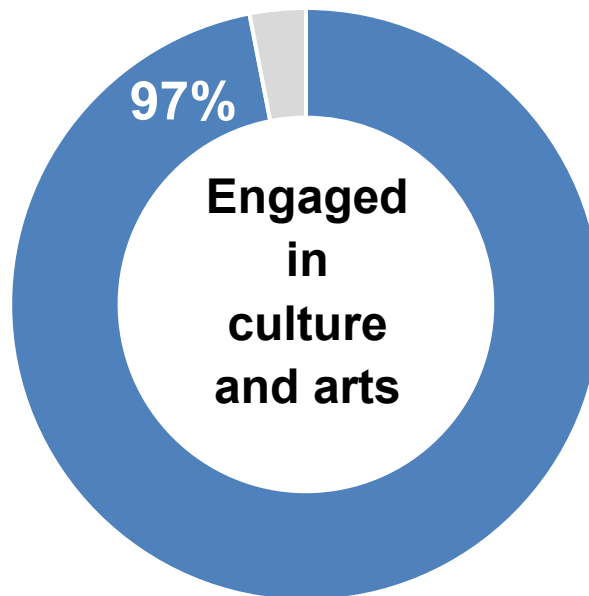
Engagement in culture, arts and leisure

Young Persons' Behaviour and Attitudes Survey 2016



Arts

Arts engagement
93%



Sports

Sports participation
99%




Libraries

Used the public library service
54%




Historic environment



Visited a historic building, garden or monument
71%

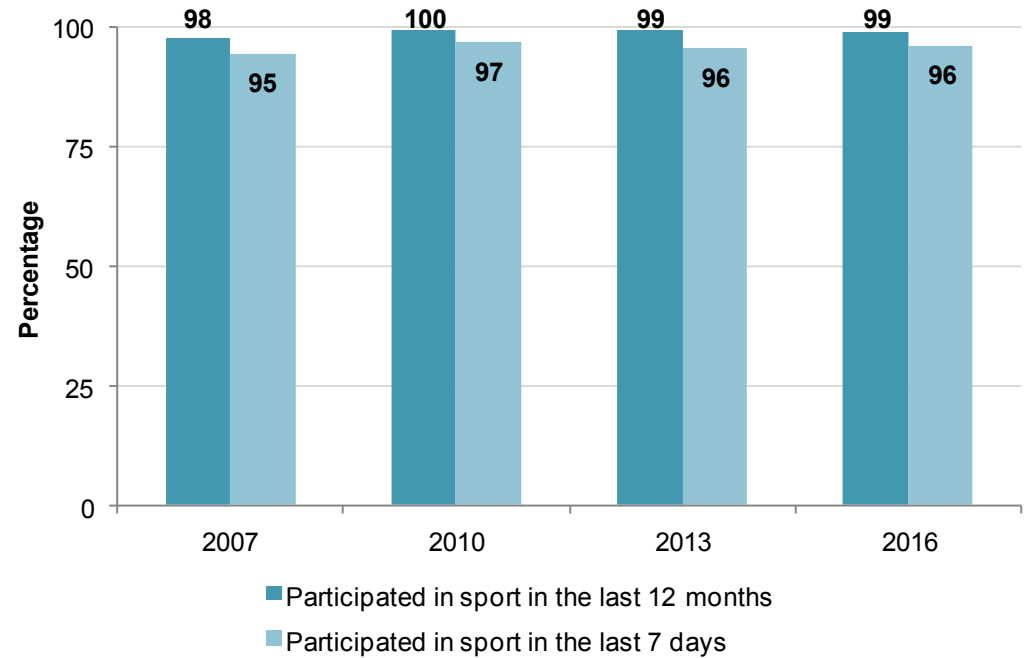
Museums

Visited a museum or science centre
70%



Sport

- In 2016, almost all young people in Northern Ireland (99%) had participated in sport in the last 12 months, a similar figure to 2013 (99%). This figure was proportionately lower than the comparable result from 2010 (100%), however was higher than the same figure in 2007 (98%).
- Similarly, almost all young people had participated in sport in the last 7 days (96%) in 2016. This is consistent with the comparable figures from 2013 and 2010 (96% and 97% respectively).



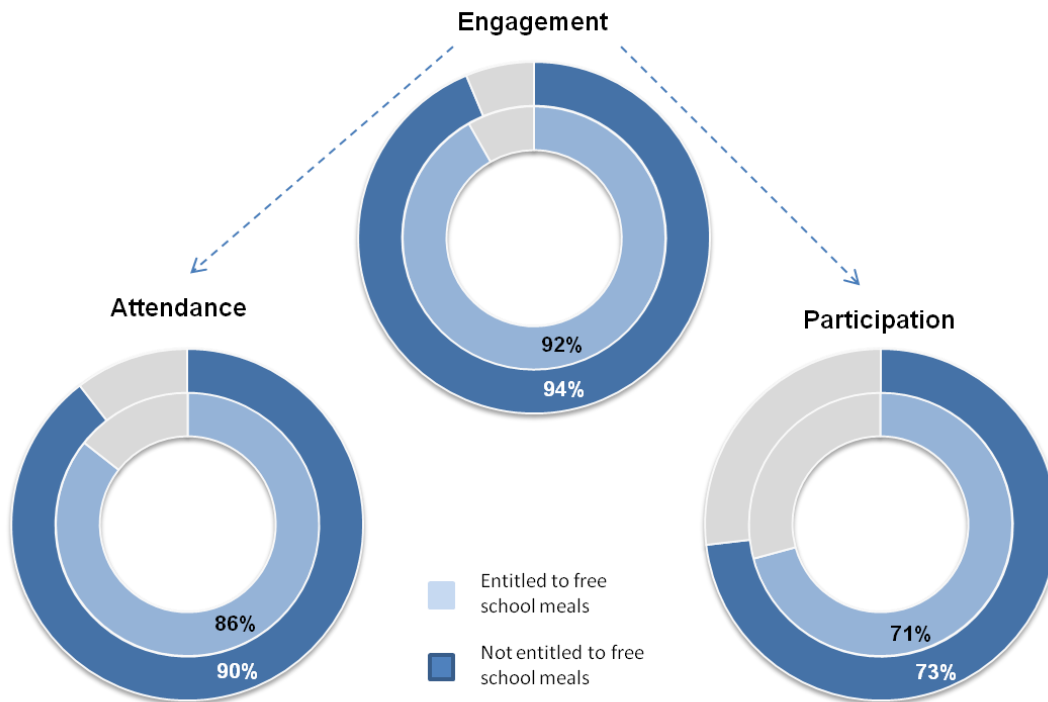
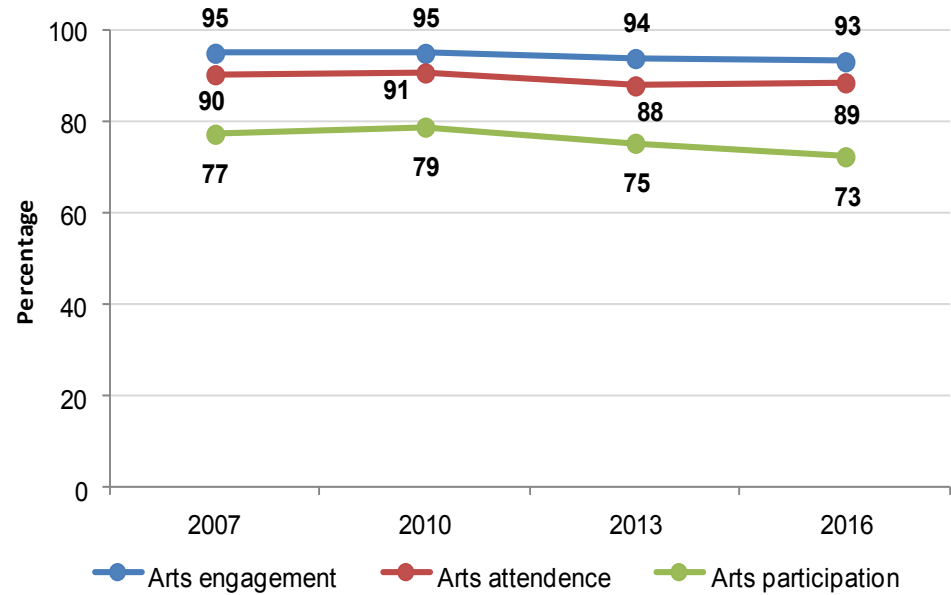
Free school meals



- Young people who are entitled to free school meals were slightly less likely to participate in sport in the last 12 months and the last 7 days than those who are not entitled to free school meals.

Arts

- In 2016, more than nine in every ten young people (93%) had engaged with the arts in the previous year. This is a similar proportion to 2013 (94%), however, it is lower than the figure in 2010 (95%).
- Just under three quarters (73%) of young people had participated in arts activities in the last 12 months. This proportion has decreased when compared with previous figures available (2010: 79%, 2013: 75%).
- Almost nine out of every ten young people (89%) had attended an arts event in the last 12 months, a similar figure to 2013 (88%).



Free school meals

- Young people who are entitled to free school meals were somewhat less likely to have engaged in the arts or attended an arts event than those who are not entitled to free school meals.
- However, the apparent difference in participation in arts activities is not statistically significant.

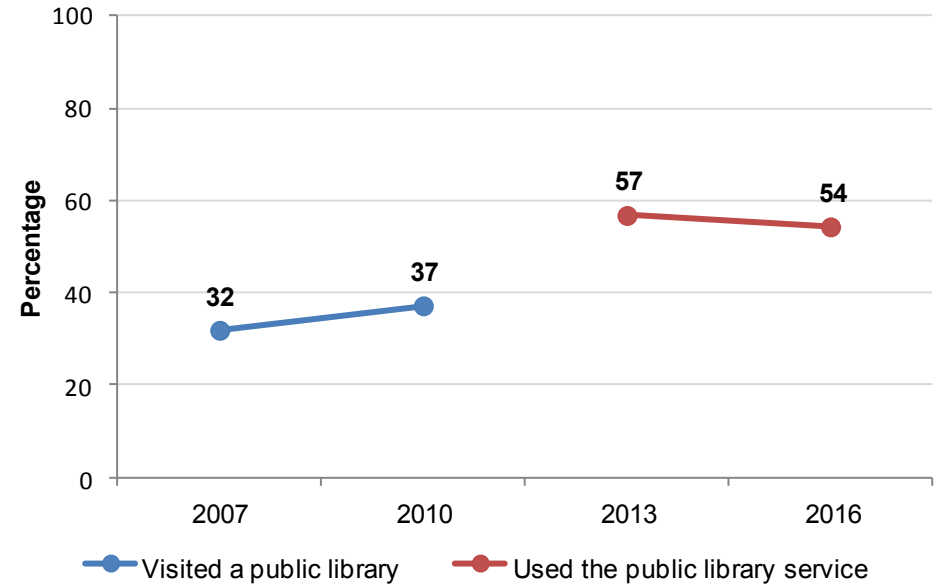
Libraries and historic environment

Libraries

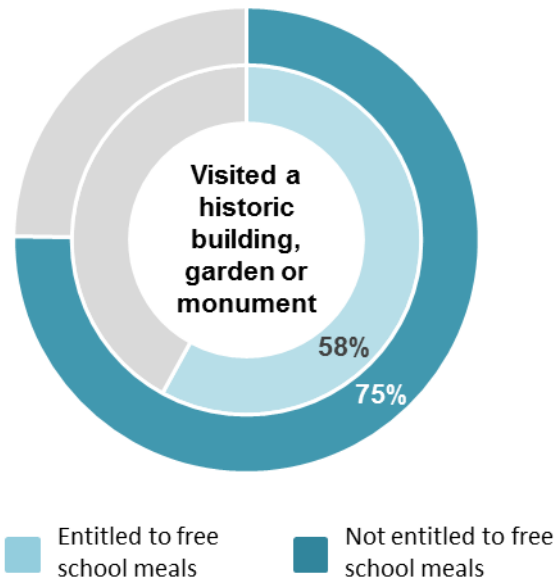
- In 2016, over half (54%) of young people had used the public library service at least once in the last 12 months, a decrease on the 57% in 2013.

Free school meals

- There was no difference in the proportion of young people who are entitled to free school meals and those who are not entitled to free school meals who used the public library service.



There is a break in the series for libraries as the libraries question on the YPBAS was revised in 2013 to include the wider ranger of services available in libraries including online services.

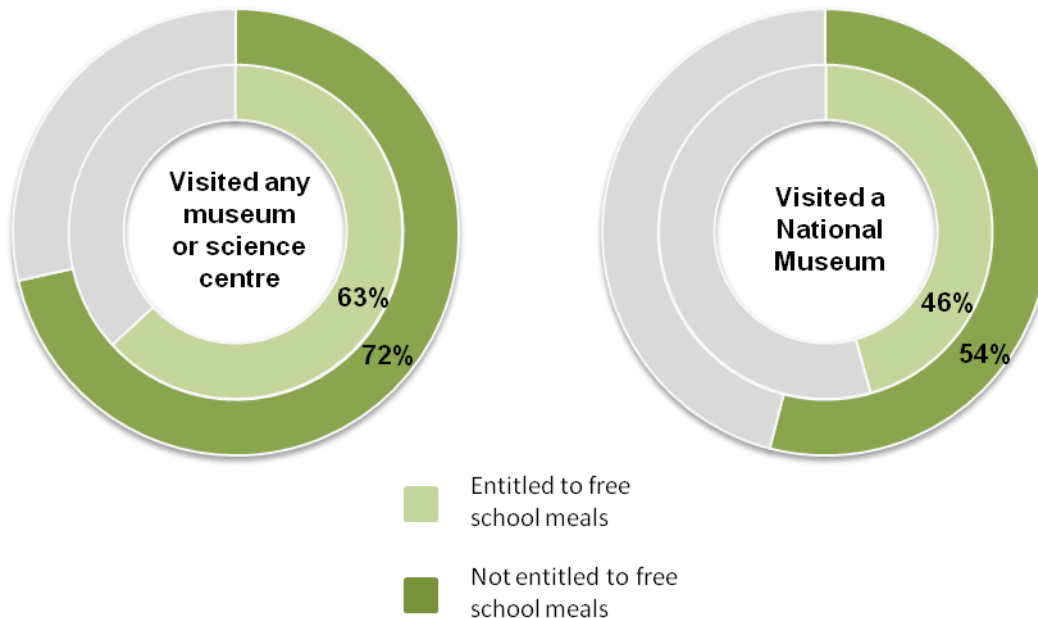
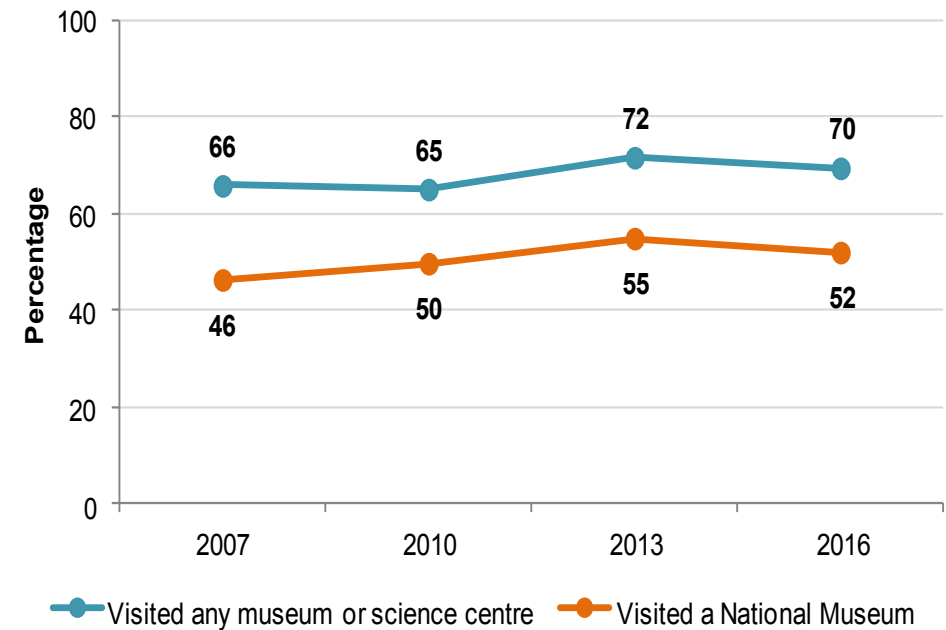


Historic environment

- These questions were first included in 2016 so no trend information is available. In 2016, just over seven in every ten young people (71%) had visited a historic building, garden or monument; or city or town with historic character at least once in the last 12 months.
- Young people who are entitled to free school meals were less likely to have visited a historic building, garden or monument in the last 12 months than those who are not entitled to free school meals.

Museums and science centres

- In 2016, seven out of every ten (70%) young people had visited any museum or science centre in the last 12 months, a decrease on the 72% in 2013, although higher than the comparable figure in 2010 (65%).
- Just over half (52%) of young people had visited a National Museum in the last 12 months in 2016, a decrease on the 55% in 2013, although greater than the proportion in 2010 (50%).



Free school meals

- Young people who are entitled to free school meals were less likely to have visited any museum or science centre or any National Museum than those who are not entitled to free school meals.

Definitions and technical notes

Young Persons' Behaviour and Attitudes Survey

The Central Survey Unit of the Northern Ireland Statistics and research Agency was commissioned by a consortium of government departments and public bodies to design, conduct and report on a study of the behaviour and attitudes of young people in Northern Ireland. The Young Persons' Behaviour and Attitudes Survey (YPBAS) is a school-based survey carried out among 11-16 year olds and covers a wide range of topics relevant to the lives of young people today. The main aim of the YPBAS is to gain an insight into, and understanding of, their behaviour and lifestyle. It also aims to influence various government policies and practices relating to young people and to facilitate access to research findings and expertise.

Questionnaire

Two versions of the questionnaire were used to accommodate demand for topics on the 2016 survey. The content and structure of each questionnaire was agreed in consultation with clients. Schools were randomly assigned one version of the questionnaire. A copy of the DfC questions can be accessed at:

[DfC Questions on the Young Persons' Behaviour and Attitudes Survey 2016](#)

Sample and response rate

A stratified random sample of 182 schools was selected from a list of all post-primary schools in Northern Ireland and 73 of these participated, resulting in a response rate of 40%. One class in each of the five year groups (years 8-12) was then randomly selected to take part in the study. A total of 3,790 pupils were surveyed using Version A (response rate 85%) and 3041 pupils using Version B of the questionnaire (response rate 83%). DfC's questions on engagement of culture, arts and leisure were included in Version A.

Engaged in culture, arts and leisure - Have done at least one of the following in the 12 months prior to the YPBAS:

- Participated in sport
- Engaged in the arts
- Used the public library service
- Visited a museum or science centre

Engaged in culture and arts - Have done at least one of the following in the 12 months prior to the YPBAS:

- Engaged in the arts
- Used the public library service
- Visited a museum or science centre

Sport participation - Participated in at least one of the following activities in the 12 months prior to the YPBAS:

- Active games
- Angling/fishing
- Athletics/cross country
- Basketball/netball/volleyball
- Boxing
- Canoeing/Kayaking/Rowing
- Cricket
- Cycling
- Dancing
- Darts
- Football
- Gaelic Football
- Golf, pitch and putt, putting
- Gymnastics
- Hockey
- Horse riding
- Hurling/Camogie
- Ice skating
- Indoor bowls
- Jogging
- Keepfit, aerobics, yoga, dance exercise
- Martial Arts
- Motor sports
- Rugby union or league
- Shooting
- Skateboarding/Rollerblading
- Skiing
- Snooker, pool, billiards
- Swimming or diving
- Table tennis
- Tennis/Badminton/Squash
- Tenpin bowling
- Trampolining
- Walking for exercise/Hill walking
- Weight training/lifting/body building
- Windsurfing/boardsailing
- Yachting or dinghy sailing
- Other

Arts engagement – Either participated in arts activities or attended arts events in the 12 months prior to the YPBAS.

Arts participation – Participated in at least one of the following arts activities in the 12 months prior to the YPBAS:

- Danced (any kind, not for fitness)
- Sang (not karaoke) or played a musical instrument to an audience, including rehearsed for a performance
- Played a musical instrument for own pleasure
- Written music in your free time
- Performed in or rehearsed for a play/drama/pantomime/musical/opera
- Painting, drawing, printmaking or sculpture in your free time (not including schoolwork or homework)
- Photography or made films/videos as an artistic activity (not including family or holiday photos, films or videos)
- Any sort of crafts such as textiles, wood, pottery or jewellery making
- Read for pleasure (not including school books, newspapers, magazines or comics)
- Helped to organise or run a musical/festival/pantomime or any show of any kind
- Used a computer to create original artworks or animation

Arts attendance – Attended at least one of the following arts events in the 12 months prior to the YPBAS:

- Film at a cinema or other venue
- Circus or carnival
- Pantomime or musical
- An arts festival or community festival
- Play or drama at a theatre or other venue
- Opera
- Rock or pop music performance
- Folk, or traditional music performance
- Classical or jazz performance
- Other live music performance or concert
- Ballet
- Irish dance performance
- Other live dance event
- Poetry reading or storytelling/anything to do with books/writing
- Any type of event including art/photography/sculpture/video/electronic arts/crafts
- Street art (such as in parks, busking)
- A museum

Used the public library service – Used the public library service at least once in the 12 months prior to the YPBAS, e.g. visited a public library or mobile library; used the Libraries NI website; attended a library event outside a library. Public library does NOT include school, college, or university libraries. A library event outside a library is an event run by Libraries NI which has taken place in a venue other than a library.

Visited a museum or science centre – Visited one of the following museums or science centres in the 12 months prior to the YPBAS:

- Ulster American Folk Park
- Ulster Folk & Transport Museum
- Ulster Museum
- W5, Odyssey Centre
- Armagh Observatory & Planetarium
- Other museum in Northern Ireland

Visited a National Museum – Visited one of the following museums in the 12 months prior to the YPBAS:

- Ulster Museum
- Ulster Folk & Transport Museum
- Ulster American Folk Park

Historic environment—Visited any of the following places in the 12 months prior to the YPBAS:

- Visited a historic building, garden or landscape open to the public (e.g. A National Trust House, a historic town hall, a museum in an old building, or an event in a historic house or its grounds).
- Visited historical monuments or sites of archaeological interest (Castles, ruins and forts).
- Visited a city or town with historic character (a town with lots of old buildings).

Statistical significance in this report

The result presented in this report are based on data which has been weighted by year group, gender and religion in order to reflect the composition of the Northern Ireland post-primary population. Since a three stage sample design was used: schools, classes and pupils, the required assumption of random sampling was not met for significance testing. Standard errors were calculated for some of the variables in the survey using a formula for complex samples. However, when these were compared with standard errors calculated using the formula for random samples there was little difference (see [Technical Report](#)). As a result, tests of statistical significance in this bulletin have been carried out using the formula for random samples.

Any statements in this report regarding differences between groups such as different years and whether young people are entitled to free school meals, are statistically significant at the 95% confidence level. This means that we can be 95% confident that the differences between groups are actual differences and have not just arisen by chance. Both the base numbers and the sizes of the percentages have an effect on statistical significance. Therefore on occasion, a difference between two groups may be statistically significant while the same difference in percentage points between two other groups may not be statistically significant. The reason for this is because the larger the base numbers or the closer the percentages are to 0 or 100, the smaller the standard errors. This leads to increased precision of the estimates which increases the likelihood that the difference between the proportions is actually significant and did not just arise by chance.

Other notes

The following should be noted when interpreting figures and tables:

- Percentages less than 0.5% are denoted by '0' and where there are no responses, they are denoted by '-'.
- Percentages may not add to 100% due to rounding.
- Percentages may not add to 100% for questions where multiple responses are allowed.
- Detailed tabulations are not provided where the number of respondents is too small to allow meaningful analysis.
- The base number of responses to each question, which is shown in each table, is the unweighted count. The base may vary due to some respondents not answering certain questions.