

Statistical Factsheet

Employment Vacancies Notified to the Department for Communities – Quarter Three 2021/22 Financial Year

Date of Publication:
26 January 2022

Frequency of Publication:
Quarterly

Issued By:
Professional Services Unit
Department for
Communities
Causeway Exchange
1-7 Bedford Street
Belfast
BT2 7EG

Public Enquires:
Professional Services Unit

Statistician:
Philip McCurley
(028) 90 515416

**Comments? Feedback is
welcome- please contact
us via email at:**
[psu@communities-
ni.gov.uk](mailto:psu@communities-ni.gov.uk)

Internet:
[DfC Statistics and
Research](#)

Additional Material:
Statistical Tables
Notes to Readers

This Statistical Factsheet, which is published three times a year (along with a more detailed annual bulletin), presents key information on employment vacancies which have been notified to the Department for Communities (DfC). The statistics presented here do not relate to the total unsatisfied demand for staff by employers, but to only those vacant positions that have been notified by employers to DfC.

In the third quarter (October to December) of the 2021/22 financial year there were 22,530 vacancies notified to DfC, a decrease of 2,334 (-9%) from the previous quarter (the second quarter of 2021/22). It should be noted that seasonality factors can affect vacancy trends and quarter three is traditionally the quarter which experiences the lowest number of vacancies notified to the Department. The 22,530 figure represents the highest total for the third quarter of any financial year since the current time series began in 2014/15.



Standard Occupational Classification

29% of Vacancies are for 'Personal Service Occupation' positions e.g. healthcare and related services, childcare, hairdressers.


Comparison with Previous Quarter

Quarter 2 2021/22 24,864 Vacancies

Quarter 3 2021/22 22,530 Vacancies

Standard Industrial Classification

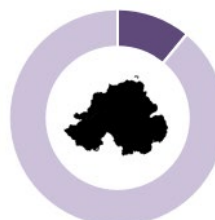
28% of Vacancies are for 'Administrative and Support Service' activities e.g. office administrative and support activities, temporary employment agency activities, activities of call centres.



Northern Ireland Multiple Deprivation Measure

29% of Vacancies are in the most deprived 20% of areas in Northern Ireland.

Northern Ireland Jobs & Benefits Office Shaftesbury Square J&BO had the highest number of notified vacancies, accounting for **11%** of the Northern Ireland total.



Type of Vacancy

Of the 22,530 vacancies notified to DfC in quarter three (October to December) 2021/22:



14,851 are full-time vacancies (66%)

5,506 are part-time vacancies (24%)

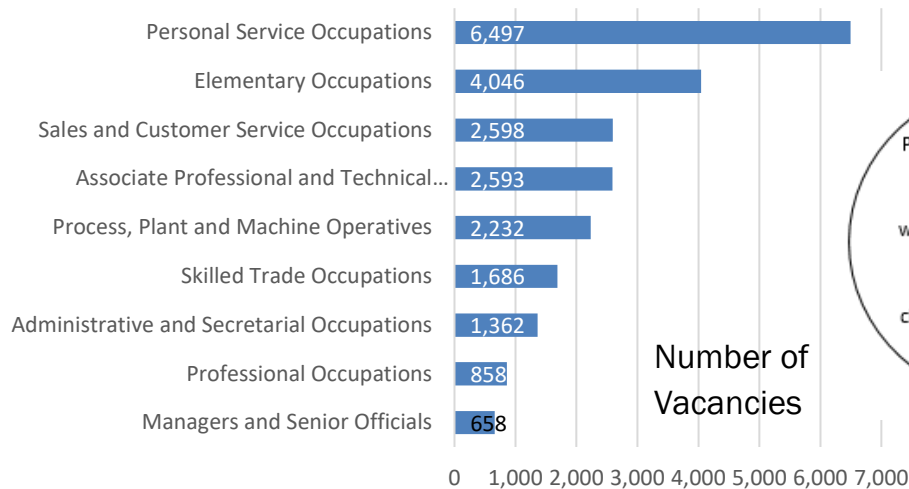
2,173 are casual vacancies (10%)

Note- Percentages may not sum to 100 due to rounding.

In Quarter Three 2021/22, 66% of vacancies were full-time, while 24% relate to part-time and 10% representing casual vacancies. The proportionate breakdown has changed slightly from the previous quarter (Quarter Two 2021/22) which recorded 68% full-time positions, 26% part-time and 7% casual.

Standard Occupational Classification

The chart opposite presents the Standard Occupational Classification 2000 (SOC 2000), used to organise vacancies notified to DfC into job groups according to skill level and skill specialisation. Further information, including definitions, relating to the Standard Occupational Classification (2000) can be found in the Notes to Readers.



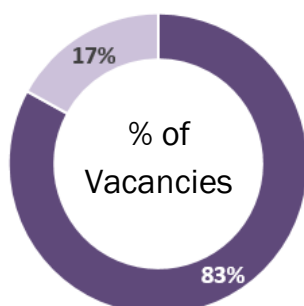
Personal Service Occupations involve the provision of a service to customers, whether in a public protective or personal capacity (e.g. health care occupations, childcare occupations, leisure & travel occupations, hairdressers)

Number of Vacancies

Standard Industrial Classification

In this section the Standard Industrial Classification 2007 (SIC 2007) is used to organise vacancies notified to DfC by the type of economic activity in which they are engaged into twenty one categories. Vacancies are assigned the SIC 2007 code of the employer that notified them. Further information, including definitions, relating to the SIC 2007 can be found in the Notes to Readers.

The top 5 industrial classifications make up 83% (18,776) of the total number of vacancies notified in this quarter.



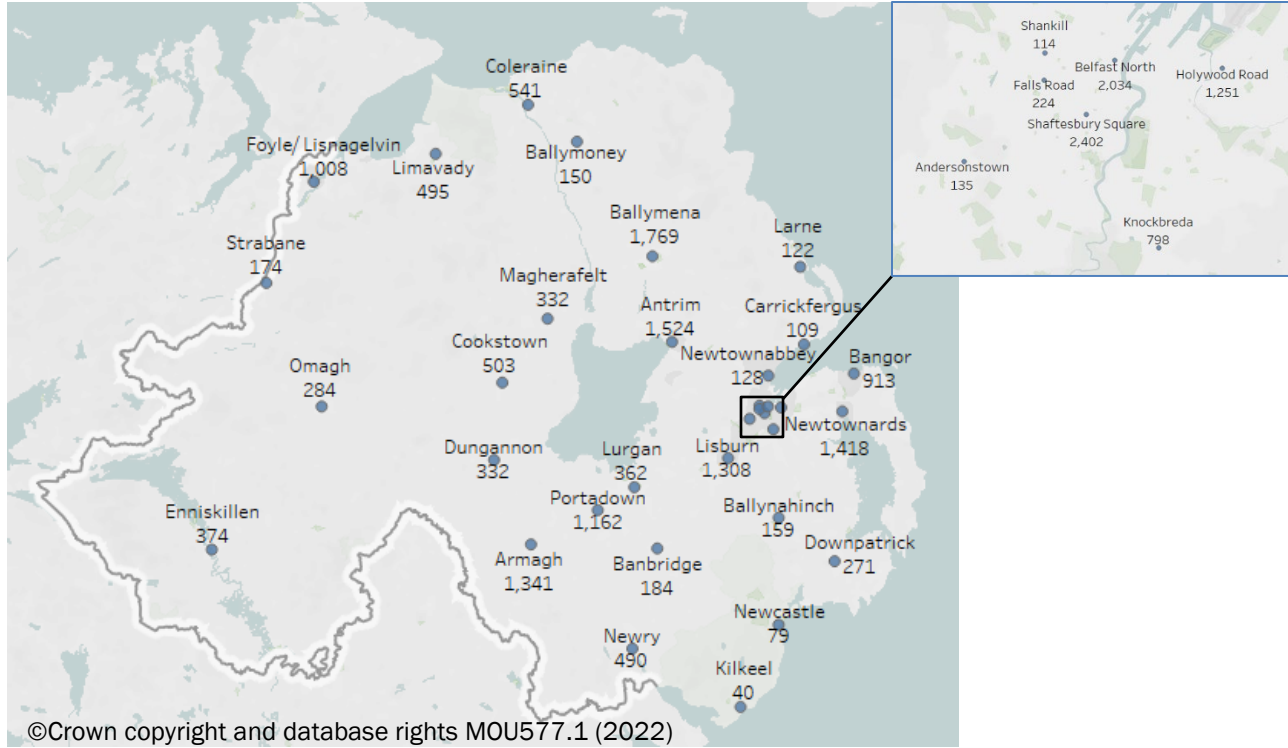
Top 5 Categories

Administrative & Support Services- 6,382
 Other Services- 4,828
 Human Health & Social Work - 4,819
 Wholesale & Retail Trade- 1,684
 Accommodation & Food Services- 1,063

Administration & Support Service Activities include activities that support general business operations and do not focus on the transfer of specialised knowledge (e.g. office administrative and support activities, temporary employment agency activities, activities of call centres)

Northern Ireland Jobs & Benefit Offices

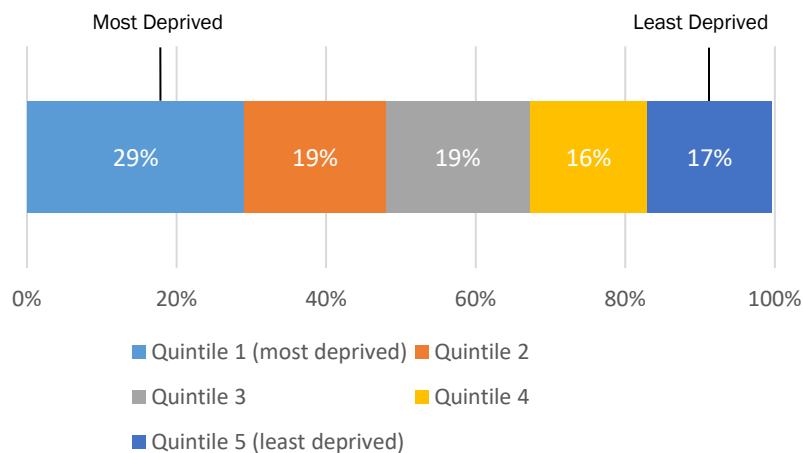
Notified vacancies are presented here by J&BO which the employer account vacancy is assigned to. The purpose is not to rank J&BOs by the number of notified vacancies, but rather to gain an understanding of the spread of notified vacancies at a local level. Vacancies assigned to Lisnagelvin J&BO are coded under Foyle J&BO on Client Management System (CMS); they are therefore grouped together in this publication.



In the third quarter of the 2021/22 financial year the J&BOs with the largest numbers of vacancies were; Shafesbury Square with 2,402 (11%), Belfast North with 2,034 (9%), Ballymena with 1,769 (8%), Antrim with 1,524 (7%) and Newtownards with 1,418 (6%).

Northern Ireland Multiple Deprivation Measure

The NI Deprivation Measure (2017) divides Northern Ireland into 890 super output areas. Each area is assigned a rank according to its level of deprivation, 1 being the most deprived and 890 the least. Further information on the Deprivation Measures can be found in the Notes to Readers.



In the third quarter of the 2021/22 financial year 29% of vacancies were listed in the 20% most deprived areas while 17% of vacancies were located in the 20% least deprived areas.