

Statistical Factsheet

Employment Vacancies Notified to the Department for Communities – Quarter Two 2021/22 Financial Year

Date of Publication:
27 October 2021

Frequency of Publication:
Quarterly

Issued By:
Professional Services Unit
Department for
Communities
Causeway Exchange
1-7 Bedford Street
Belfast
BT2 7EG

Public Enquires:
Professional Services Unit

Statistician:
Philip McCurley
(028) 90 515416

**Comments? Feedback is
welcome- please contact
us via email at:**
[psu@communities-
ni.gov.uk](mailto:psu@communities-ni.gov.uk)

Internet:
[DfC Statistics and
Research](#)

Additional Material:
Statistical Tables
Notes to Readers

This Statistical Factsheet, which is published three times a year (along with a more detailed annual bulletin), presents key information on employment vacancies which have been notified to the Department for Communities (DfC). The statistics presented here do not relate to the total unsatisfied demand for staff by employers, but to only those vacant positions that have been notified by employers to DfC.

In the second quarter (July to September) of the 2021/22 financial year there were 24,864 vacancies notified to DfC, (a record quarterly high since the current time series began in 2014/15) and an increase of 2,320 (10%) from the previous quarter (the first quarter of 2021/22). It should be noted that seasonality factors can affect vacancy trends and the continued re-opening of the economy following Coronavirus (COVID-19) restrictions impacted this period.



Standard Occupational Classification
23% of Vacancies are for 'Personal Service Occupation' positions e.g. healthcare and related services, childcare, hairdressers.


Comparison with Previous Quarter

Quarter 1 2021/22 22,544 Vacancies

Quarter 2 2021/22 24,864 Vacancies

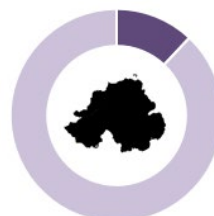
Standard Industrial Classification

24% of Vacancies are for 'Administrative and Support Activities' e.g. office administrative and support activities, temporary employment agency activities, activities of call centres.



Northern Ireland Multiple Deprivation Measure
31% of Vacancies are in the most deprived 20% of areas in Northern Ireland.

Northern Ireland Jobs & Benefits Office
Shaftesbury Square J&BO had the highest number of notified vacancies, accounting for **12%** of the Northern Ireland total.



Type of Vacancy

Of the 24,864 vacancies notified to DfC in quarter two (July to September) 2021/22:



16,797 are full-time vacancies (68%)

6,349 are part-time vacancies (26%)

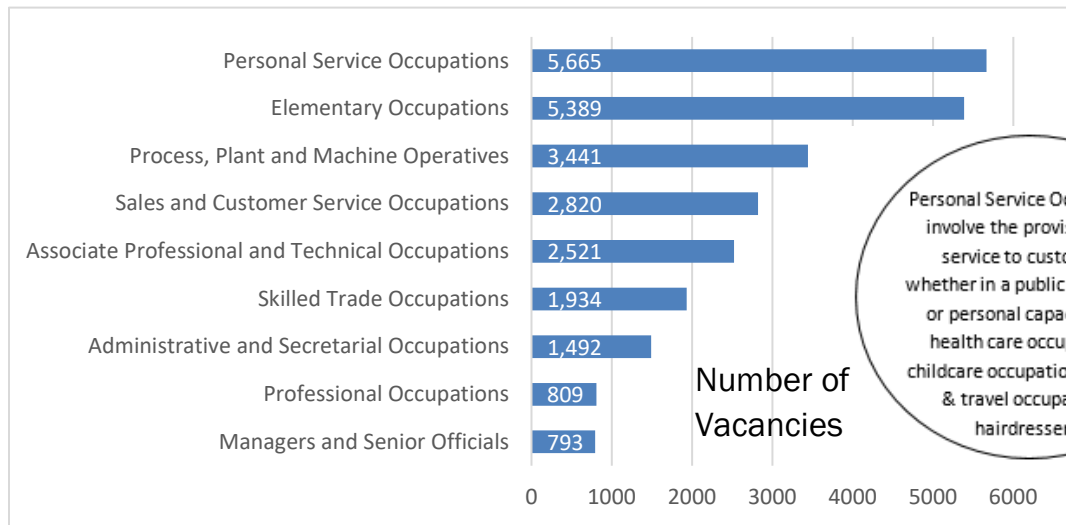
1,718 are casual vacancies (7%)

Note- Percentages may not sum to 100 due to rounding.

In Quarter Two 2021/22, 68% of vacancies were full-time, while 26% relate to part-time and 7% representing casual vacancies. The proportionate breakdown has changed slightly from the previous quarter (Quarter One 2021/22) which recorded 68% full-time positions, 22% part-time and 10% casual.

Standard Occupational Classification

The chart opposite presents the Standard Occupational Classification 2000 (SOC 2000), used to organise vacancies notified to DfC into job groups according to skill level and skill specialisation. Further information, including definitions, relating to the Standard Occupational Classification (2000) can be found in the Notes to Readers.

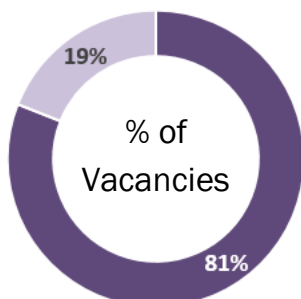


Personal Service Occupations involve the provision of a service to customers, whether in a public protective or personal capacity (e.g. health care occupations, childcare occupations, leisure & travel occupations, hairdressers)

Standard Industrial Classification

In this section the Standard Industrial Classification 2007 (SIC 2007) is used to organise vacancies notified to DfC by the type of economic activity in which they are engaged into twenty one categories. Vacancies are assigned the SIC 2007 code of the employer that notified them. Further information, including definitions, relating to the SIC 2007 can be found in the Notes to Readers.

The top 5 industrial classifications make up 81% (20,095) of the total number of vacancies notified in this quarter.



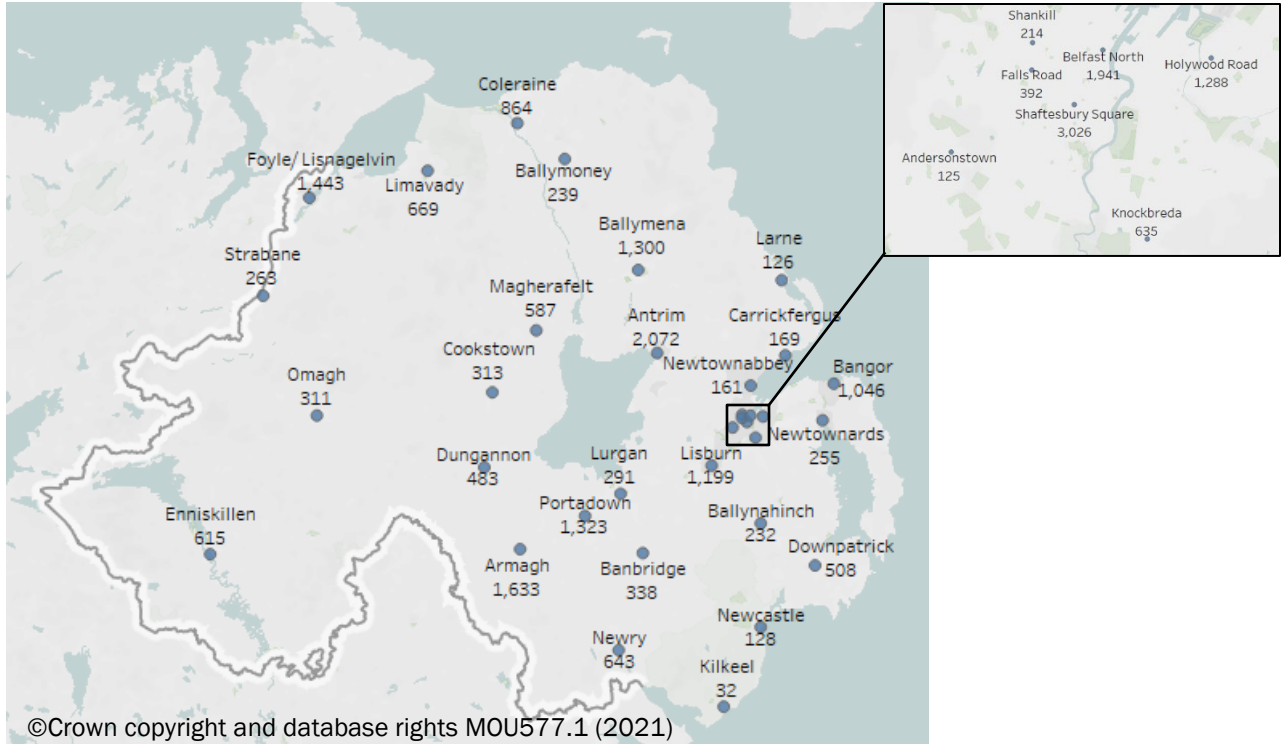
Top 5 Categories

Administrative & Support Services- 5,848
 Other Services- 5,413
 Human Health & Social Work - 4,342
 Accommodation & Food Services- 2,257
 Wholesale & Retail Trade- 2,235

Administration & Support Service Activities include activities that support general business operations and do not focus on the transfer of specialised knowledge (e.g. office administrative and support activities, temporary employment agency activities, activities of call centres)

Northern Ireland Jobs & Benefit Offices

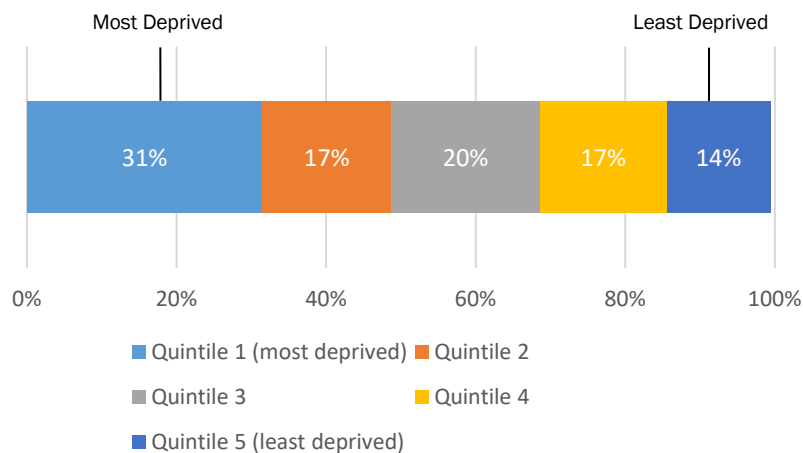
Notified vacancies are presented here by J&BO which the employer account vacancy is assigned to. The purpose is not to rank J&BOs by the number of notified vacancies, but rather to gain an understanding of the spread of notified vacancies at a local level. Vacancies assigned to Lisnagelvin J&BO are coded under Foyle J&BO on Client Management System (CMS); they are therefore grouped together in this publication.



In the second quarter of the 2021/22 financial year the J&BOs with the largest numbers of vacancies were; Shaftesbury Square with 3,026 (12%), Antrim with 2,072 (8%), Belfast North with 1,941 (8%), Armagh with 1,633 (7%) and Foyle/ Lisnagelvin with 1,443 (6%).

Northern Ireland Multiple Deprivation Measure

The NI Deprivation Measure (2017) divides Northern Ireland into 890 super output areas. Each area is assigned a rank according to its level of deprivation, 1 being the most deprived and 890 the least. Further information on the Deprivation Measures can be found in the Notes to Readers.



In the second quarter of the 2021/22 financial year 31% of vacancies were listed in the 20% most deprived areas while 14% of vacancies were located in the 20% least deprived areas.