

Statistical Factsheet

Employment Vacancies Notified to the Department for Communities – Quarter Three 2020/21 Financial Year

Date of Publication:
27th January 2021

Frequency of Publication:
Quarterly

Issued By:
Professional Services Unit
Department for
Communities
Causeway Exchange
1-7 Bedford Street
Belfast
BT2 7EG

Public Enquires:
Professional Services Unit

Statistician:
Philip McCurley
(028) 90 515416

Email:
psu@communities-ni.gov.uk

Internet:
[DfC Statistics and Research](#)

Additional Material:
Statistical Tables
Notes to Readers

This Statistical Factsheet, which is published three times a year (along with a more detailed annual bulletin), presents key information on employment vacancies which have been notified to the Department for Communities (DfC). The statistics presented here do not relate to the total unsatisfied demand for staff by employers, but to only those vacant positions that have been notified by employers to DfC.

In the third quarter (October to December) of the 2020/21 financial year there were 11,661 vacancies notified to DfC, a decrease of 1,681 (13%) from the previous Quarter (the second quarter of 2020/21). It should be noted that seasonality factors can affect vacancy trends. This period was also impacted by the coronavirus (COVID-19) pandemic.



Standard Occupational Classification

28% of Vacancies are for 'Personal Service Occupation' positions e.g. healthcare and related services, childcare, hairdressers.


Comparison with Previous Quarter

Quarter 2 2020/21 13,342 Vacancies

Quarter 3 2020/21 11,661 Vacancies

Standard Industrial Classification

26% of Vacancies are for 'Other Service Activities' e.g. activities of membership organisations, hairdressing, etc.



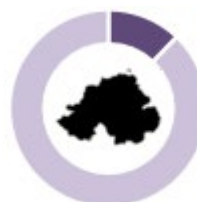
Northern Ireland Multiple Deprivation Measure

29% of Vacancies are in the most deprived 20% of areas in Northern Ireland.

Northern Ireland JobCentre/Jobs & Benefits Office

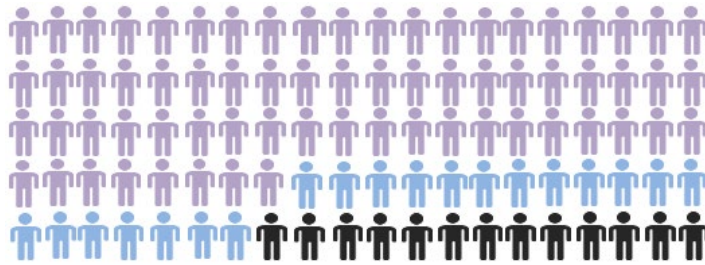
Shaftesbury Square J&BO had the highest number of notified vacancies,

accounting for **12%** of the Northern Ireland total.



Type of Vacancy

Of the 11,661 vacancies notified to DfC in quarter three (October to December) 2020/21:



7,890 are full-time vacancies (68%)

2,168 are part-time vacancies (19%)

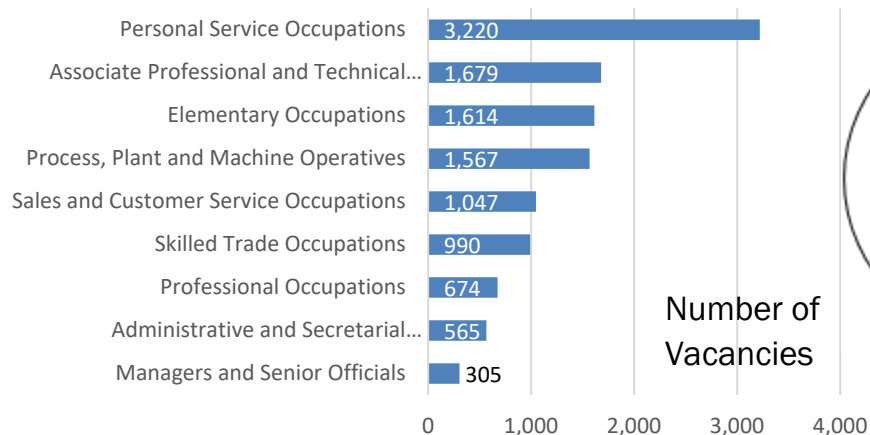
1,603 are casual vacancies (14%)

Note- Percentages may not sum to 100 due to rounding.

In Q3 2020/21, 68% of vacancies are for full-time positions, while 19% relate to part-time and 14% representing casual vacancies. The proportion of vacancies that are casual has increased in quarter 3 when compared to the previous quarter (11% casual in Q2 2020/21). Full-time has remained consistent (68%) with a proportionate decline of 3 percentage points in part-time (22% to 19%).

Standard Occupational Classification

The chart opposite presents the Standard Occupational Classification 2000 (SOC 2000), used to organise vacancies notified to DfC into job groups according to skill level and skill specialisation. Further information, including definitions, relating to the Standard Occupational Classification (2000) can be found in the Notes to Readers.

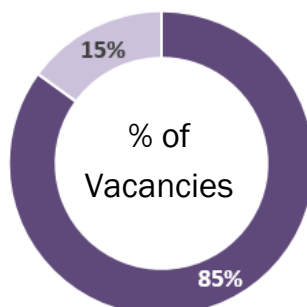


Personal Service Occupations involve the provision of a service to customers, whether in a public protective or personal capacity (health care occupations, childcare occupations, leisure & travel occupations, hairdressers etc.)

Standard Industrial Classification

In this section the Standard Industrial Classification 2007 (SIC 2007) is used to organise vacancies notified to DfC by the type of economic activity in which they are engaged into twenty one categories. Vacancies are assigned the SIC 2007 code of the employer that notified them. Further information, including definitions, relating to the SIC 2007 can be found in the Notes to Readers.

The top 5 industrial classifications make up 85% (9,959) of the total number of vacancies notified in this quarter.



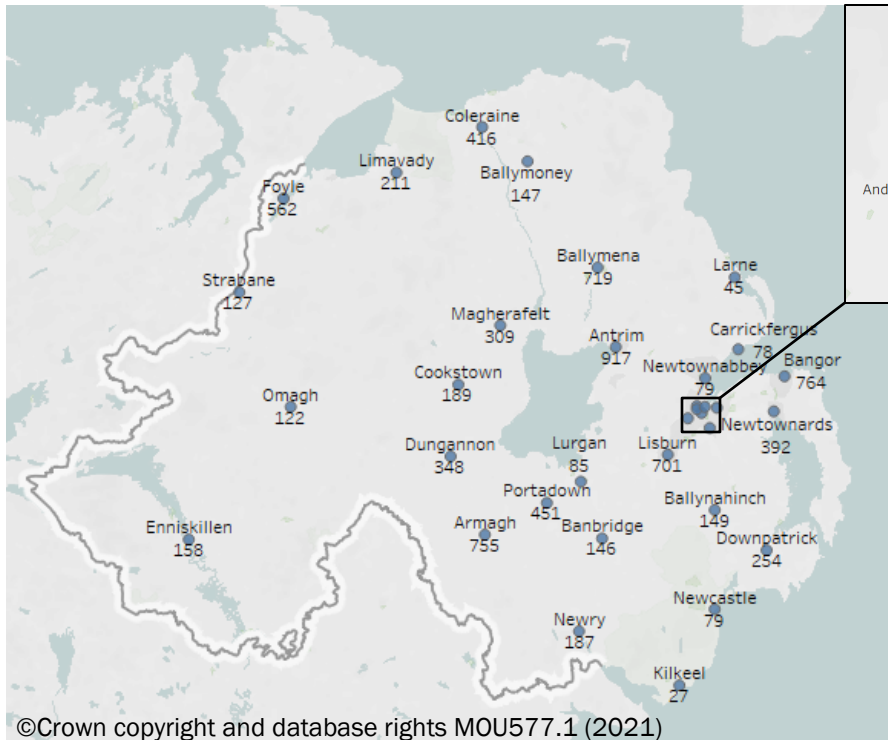
Top 5 Categories

Other Services- 3,033
 Administration/Support Services- 2,792
 Human Health/Social Work - 2,437
 Wholesale & Retail Trade- 901
 Manufacturing- 796

Other Service Activities include the activities of membership organisations, the repair of computers and personal and household goods and a variety of personal service activities not covered elsewhere (services such as washing of textiles, hairdressing etc.)

Northern Ireland JobCentre / Jobs & Benefit Offices

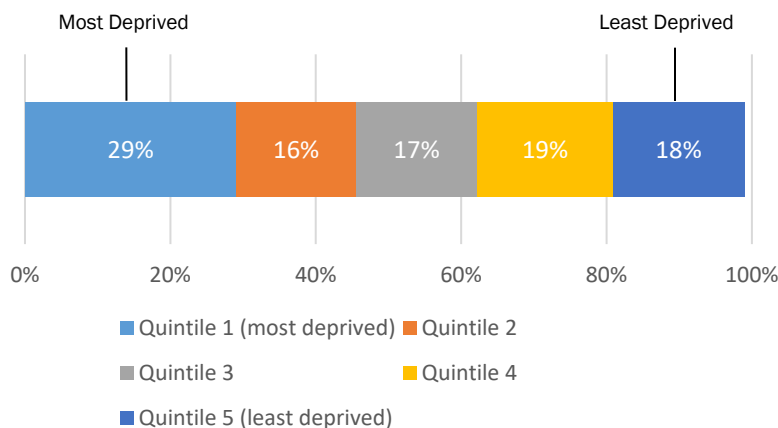
Notified vacancies are presented here by JC and J&BO which the employer account vacancy is assigned to. The purpose is not to rank JCs and J&BOs by the number of notified vacancies, but rather to gain an understanding of the spread of notified vacancies at a local level. Vacancies assigned to Lisnagelvin J&BO are coded under Foyle J&BO on Client Management System (CMS); they are therefore grouped together in this publication.



In the third quarter of 2020/21 the JCs and J&BOs with the largest numbers of vacancies were; Shaftesbury Square with 1,350 (12%), Antrim with 917 (8%), Belfast North with 870 (7%), Bangor with 764 (7%) and Armagh with 755 (6%).

Northern Ireland Multiple Deprivation Measure

The NI Deprivation Measure (2017) divides Northern Ireland into 890 super output areas. Each area is assigned a rank according to its level of deprivation, 1 being the most deprived and 890 the least. Further information on the Deprivation Measures can be found in the Notes to Readers.



In the third quarter of the 2020/21 financial year 29% of vacancies were listed in the 20% most deprived areas while 18% of vacancies were located in the 20% least deprived areas.