



Statistical Factsheet

Employment Vacancies Notified to the Department for Communities – Quarter One 2020/21 Financial Year

Date of Publication:
29th July 2020

Frequency of Publication:
Quarterly

Issued By:
Professional Services Unit
Department for
Communities
Causeway Exchange
1-7 Bedford Street
Belfast
BT2 7EG

Public Enquires:
Professional Services Unit

Statistician:
Philip McCurley
(028) 90 515416

Email:
psu@communities-ni.gov.uk

Internet:
<https://www.communities-ni.gov.uk/topics/dfc-statistics-and-research>

Additional Material:
Statistical Tables
Notes to Readers

This Statistical Factsheet, which is published three times a year (along with a more detailed annual bulletin), presents key information on employment vacancies which have been notified to the Department for Communities (DfC). The statistics presented here do not relate to the total unsatisfied demand for staff by employers, but to only those vacant positions that have been notified by employers to DfC.

In the first quarter (April to June) of the 2020/21 financial year there were 7,911 vacancies notified to DfC, a decrease of 8,494 (52%) from the previous Quarter (the fourth quarter of 2019/20). It should be noted that seasonality factors can affect vacancy trends. This period was impacted by the coronavirus (COVID-19) lockdown.



Standard Occupational Classification

36% of Vacancies are for 'Personal Service Occupation' positions e.g. healthcare and related services, childcare, hairdressers.

Standard Industrial Classification
34% of Vacancies are for 'Administrative and Support Service Activities' e.g. office administrative and support activities, temporary employment agency activities, activities of call centres.



Northern Ireland Multiple Deprivation Measure

33% of Vacancies are in the most deprived 20% of areas in Northern Ireland.

Northern Ireland JobCentre/Jobs & Benefits Office
Shaftesbury Square J&BO had the highest number of notified vacancies, accounting for **18%** of the Northern Ireland total.



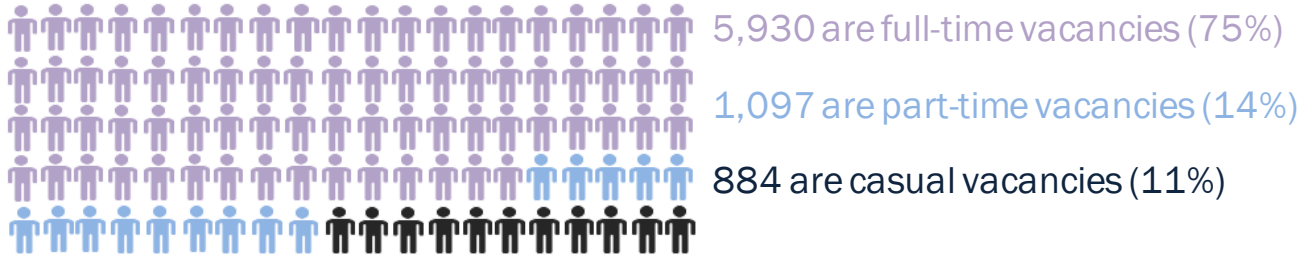
Comparison with Previous Quarter

Quarter 4 2019/20 16,405 Vacancies

Quarter 1 2020/21 7,911 Vacancies

Type of Vacancy

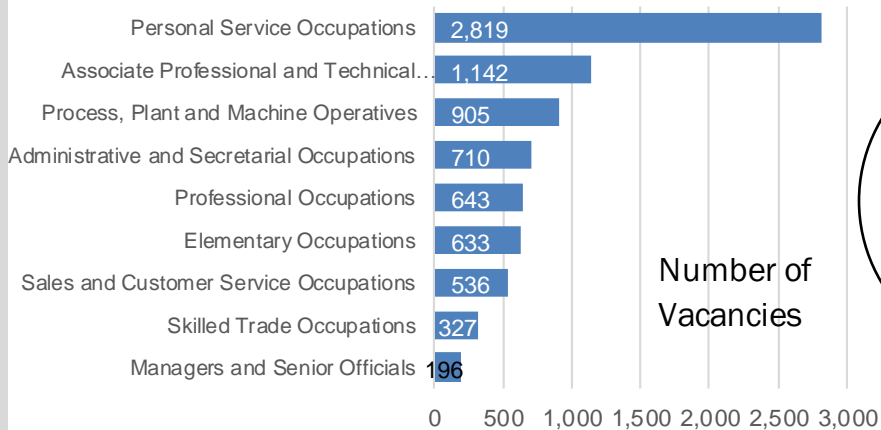
Of the 7,911 vacancies notified to DfC in quarter one (April to June) 2020/21:



The proportion of vacancies that are full-time has increased when compared to part-time/casual positions during the previous quarter (66% full-time Q4 2019/20). In Q1 2021 75% of vacancies are for full-time positions, while 14% relate to part-time and 11% representing casual vacancies.

Standard Occupational Classification

The chart opposite presents the Standard Occupational Classification 2000 (SOC 2000), used to organise vacancies notified to DfC into job groups according to skill level and skill specialisation. Further information, including definitions, relating to the Standard Occupational Classification (2000) can be found in the Notes to Readers.

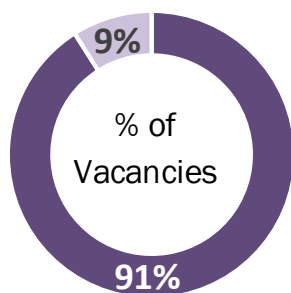


Personal Service Occupations involve the provision of a service to customers, whether in a public protective or personal capacity (e.g. health care occupations, childcare occupations, leisure & travel occupations, hairdressers etc.)

Standard Industrial Classification

In this section the Standard Industrial Classification 2007 (SIC 2007) is used to organise vacancies notified to DfC by the type of economic activity in which they are engaged into twenty one categories. Vacancies are assigned the SIC 2007 code of the employer that notified them. Further information, including definitions, relating to the SIC 2007 can be found in the Notes to Readers.

The top 5 industrial classifications make up 91% (7,189) of the total number of vacancies notified in this quarter.



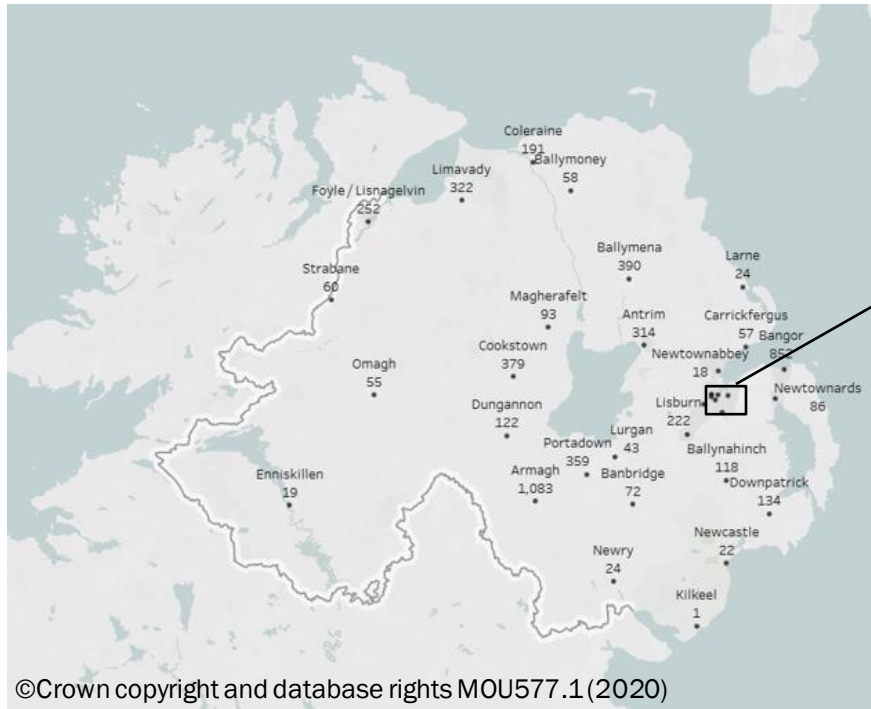
Top 5 Categories

Administration/Support Services - 2,696
 Human Health/Social Work - 1,967
 Other Services - 1,704
 Wholesale & Retail Trade - 448
 Manufacturing - 374

Administration/ Support Service Activities include activities that support general business operations and do not focus on the transfer of specialised knowledge (e.g. office administrative and support activities, temporary employment agency activities, activities of call centres, etc.)

Northern Ireland JobCentre / Jobs & Benefit Offices

Notified vacancies are presented here by JC and J&BO. The purpose is not to rank JCs and J&BOs by the number of notified vacancies, but rather to gain an understanding of the spread of notified vacancies at a local level. Vacancies assigned to Lisnagelvin J&BO are coded under Foyle J&BO on Client Management System (CMS); they are therefore grouped together in this publication.

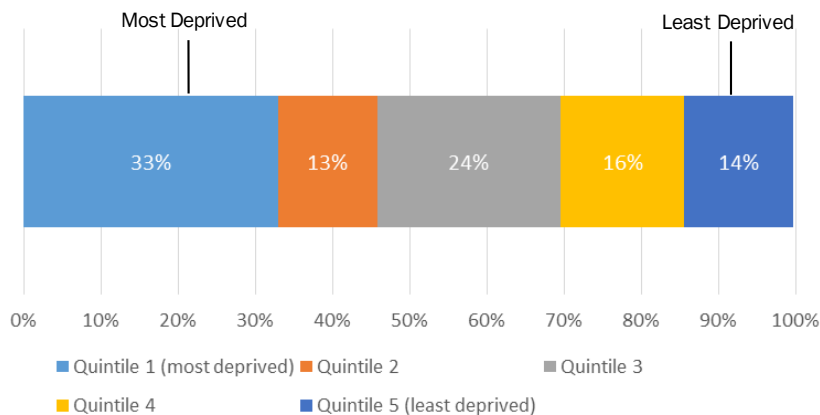


©Crown copyright and database rights MOU577.1(2020)

- In the first quarter of 2020/21 the JCs and J&BOs with the largest numbers of vacancies were; Shaftesbury Square with 1,452 (18%), Armagh with 1,083 (14%), Bangor with 852 (11%), Belfast North with 442 (6%) and Hollywood Road with 395 (5%).

Northern Ireland Multiple Deprivation Measure

The NI Deprivation Measure (2017) divides Northern Ireland into 890 super output areas. Each area is assigned a rank according to its level of deprivation, 1 being the most deprived and 890 the least. Further information on the Deprivation Measures can be found in the Notes to Readers.



In the first quarter of the 2020/21 financial year 33% of vacancies were listed in the 20% most deprived areas while 14% of vacancies were located in the 20% least deprived areas.