

# Statistical Factsheet

## Employment Vacancies Notified to the Department for Communities – Quarter One 2019/20 Financial Year

**Date of Publication:**  
31<sup>st</sup> July 2019

**Frequency of Publication:**  
Quarterly

**Issued By:**  
Analytical Services Unit  
Department for  
Communities  
Level 6  
Causeway Exchange  
1-7 Bedford Street  
Belfast  
BT2 7EG

**Public Enquires:**  
Analytical Services  
(028) 90 515426

**Statistician:**  
Thomas Coyle

**Email:**  
asu@communities-ni.gov.uk

**Internet:**  
<https://www.communities-ni.gov.uk/topics/labour-market-information>

**Links:**  
[Statistical Tables](#)  
[Notes to Readers](#)

This statistical factsheet, which is published three times a year (along with a more detailed annual bulletin), presents key information on employment vacancies which have been notified to the Department for Communities (DfC) JobCentres / Jobs & Benefits Offices (JCs and J&BOs). The statistics presented here do not relate to the total unsatisfied demand for staff by employers, but to only those vacant positions that have been notified by employers to DfC.

In the first quarter of the 2019/20 financial year there were 18,852 vacancies notified to JCs and J&BOs, an increase of 4,084 (27.7%) when compared against the same period in the 2018/19 financial year. This increase in number of vacancies notified to DfC is seen across most occupational and industrial sectors.



### Standard Occupational Classification

**20%** of Vacancies (3,830) are for 'Personal Service Occupations' e.g. Nursery nurses; Travel agents; Dental nurses etc.


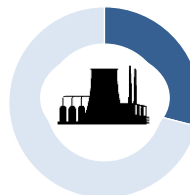
### Yearly Comparison

Quarter 1 2018/19 **14,768** Vacancies

Quarter 1 2019/20 **18,852** Vacancies

### Standard Industrial Classification

**29%** of Vacancies (5,391) are for 'Administrative and Support Service' positions e.g. Call centres, Cleaners, etc.



### Northern Ireland Multiple Deprivation Measure

**32%** of Vacancies (6,014) are in the most deprived areas of Northern Ireland.

## → Type of Vacancy

When the 18,852 vacancies notified to the DfC in Quarter One 2019/20 are broken down into full-time, part-time and casual vacancies there are;



12,671 Full-time vacancies (67%)

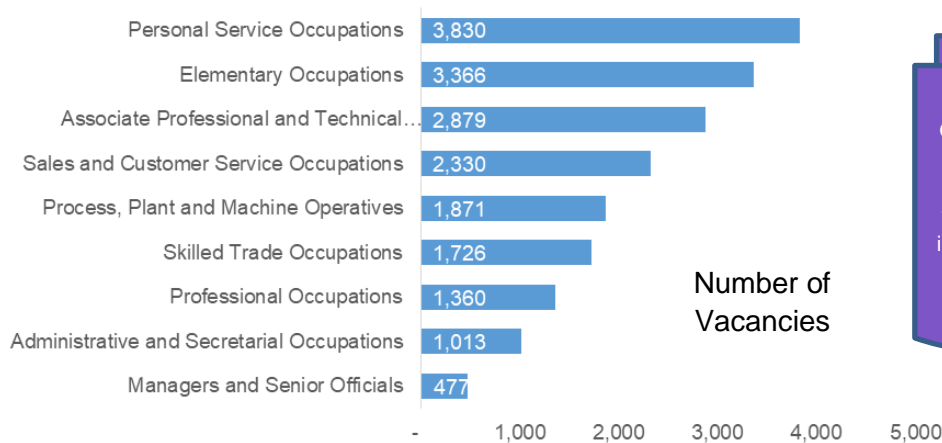
4,633 Part-time vacancies (25%)

1,548 casual vacancies (8%)

- Quarter One is made up of April, May and June 2019.
- The majority of vacancies notified to the department are full-time vacancies (12,671).
- The proportion of full-time/casual vacancies has increased compared with data from the same quarter in 2018/19. The number of casual vacancies doubled, full-time vacancies increased by 35% whilst part-time vacancies declined by 1%.

## → Standard Occupational Classification

The chart opposite presents the Standard Occupational Classification 2000 (SOC 2000), used to organise vacancies notified to the JCs and J&BOs into job groups according to skill level and skill specialisation. Further information, including definitions, relating to the Standard Occupational Classification (2000) can be found [here](#).

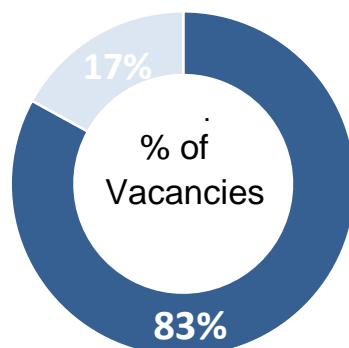


Personal Service Occupations: Activities that involve the provision of a service to customers, whether in a public protective or personal capacity.

## → Standard Industrial Classification

The top 5 industrial classifications make up 83% (15,650) of the total number of vacancies notified in this quarter.

In this section the Standard Industrial Classification 2007 (SIC 2007) is used to organise vacancies notified to the JCs & JBOs by the type of economic activity in which they are engaged into twenty one categories. Vacancies are assigned the SIC 2007 code of the employer that notified them. Further information, including definitions, relating to the SIC 2007 can be found [here](#).



### Top 5 Categories

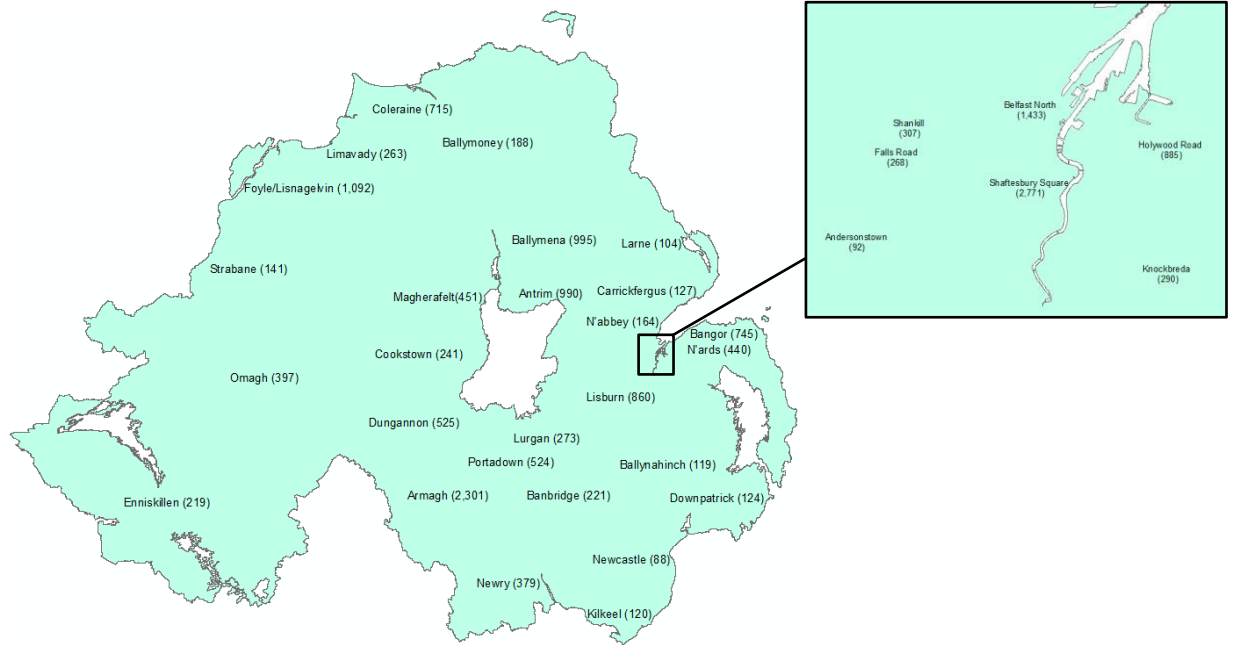
Administrative/Support Services - 5,391  
 Other Services - 4,570  
 Human Health/Social Work - 2,326  
 Accommodation/Food Services - 1,866  
 Wholesale/Retail Trade - 1,497

Administrative and Support Service Activities: Activities that support general business operations (e.g. renting and leasing; employment agency activities).



## Northern Ireland JobCentre / Jobs & Benefits Offices

Notified vacancies (in brackets) are presented here by JC and J&BO. The purpose is not to rank JCs and J&BOs by the number of notified vacancies, but rather to gain an understanding of the spread of notified vacancies at a local level. Vacancies notified to Lisnagelvin J&BO are coded under Foyle J&BO on Client Management System (CMS); they are therefore grouped together in this publication.

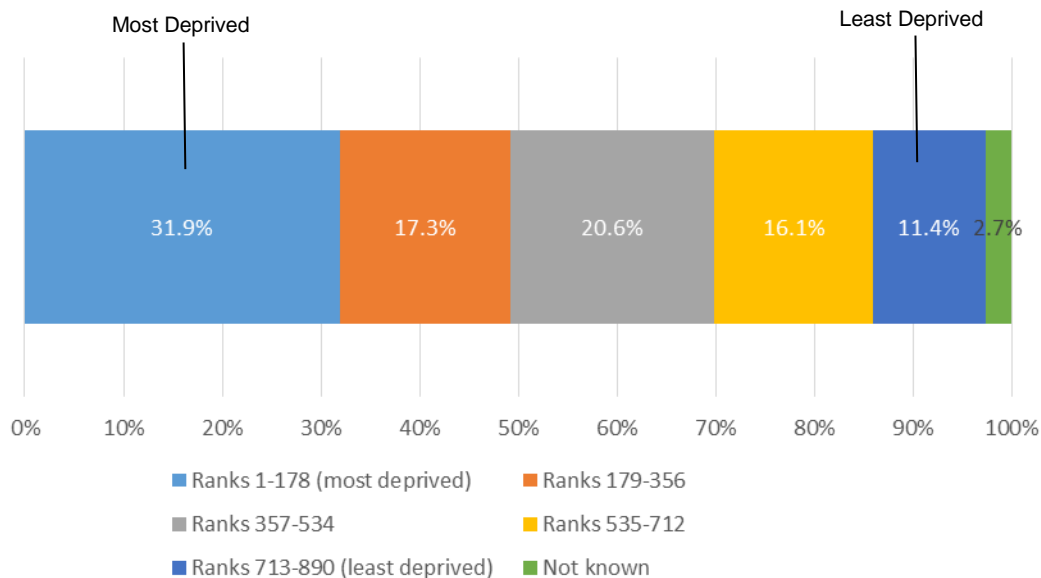


- In the first quarter of 2019/20, the JCs and J&BOs with the largest numbers of vacancies were; Shaftesbury Square with 2,771 (15%), Armagh with 2,301 (12%), Belfast North with 1,433 (8%), Foyle/Lisnagelvin with 1,092 (6%) and Ballymena with 995 (5%).
- The majority of Job Centres (26/35) reported an increase in the number of reported vacancies between the first quarter of 2018/19 and the first quarter of the 2019/20 financial year.



## Northern Ireland Multiple Deprivation Measure

This Deprivation Measure divides Northern Ireland into 890 super output areas. Each area is assigned a rank according to its level of deprivation, 1 being the most deprived and 890 the least. Vacancies notified to the J&BOs are assigned by their location to each deprivation area. Further information relating to the Northern Ireland Multiple Deprivation Measure (2017), including information about how deprivation is calculated can be found [here](#).



In the first quarter of the 2019/20 financial year the data suggests the greatest proportions of vacancies occurred in the most deprived areas of Northern Ireland. Some 32% of vacancies were listed in the most deprived 20% of areas compared to 11% of vacancies for the least deprived 20% of areas.